

## FABRIC CHANGE SYSTEM

The Rollease Acmeda Fabric Change System is an innovative system, perfect for ground floor home or office applications where fabric changing is required. Fabric Change System lets the user change the fabric of the blind effortlessly even when the tube is installed in the cassette.

### AESTHETICAL FEATURES

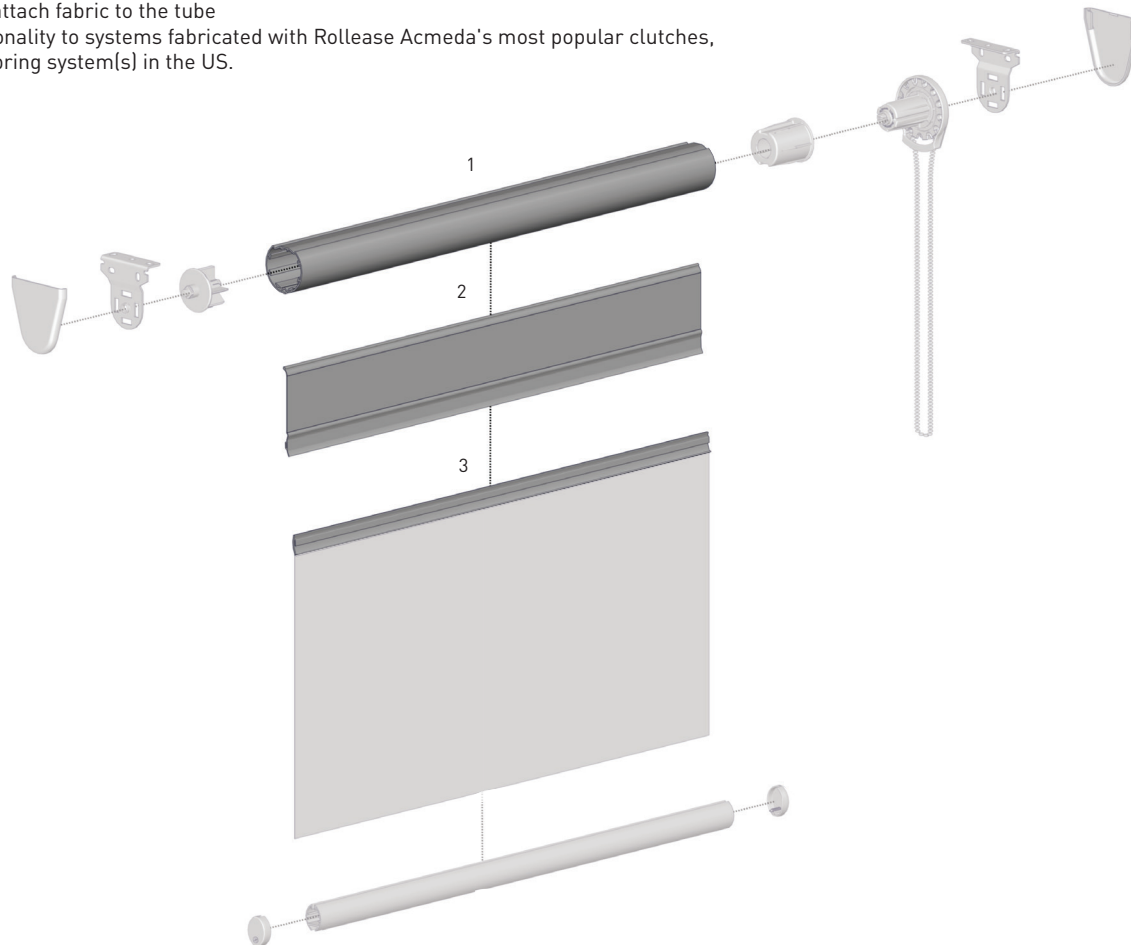
- Fabric can be changed inline with current trends

### PRODUCTION & ASSEMBLY FEATURES

- The Tube can remain installed in cassette/ Fascia when fabric is changed

### FUNCTIONAL BENEFITS

- Easy to remove and reattach fabric to the tube
- Fabric changing functionality to systems fabricated with Rollease Acmeda's most popular clutches, motors and cordless spring system(s) in the US.



## SYSTEM INDEX

- |   |  |
|---|--|
| 1 | TUBE ALUMINUM FCS 1-1.5" X 16 FT MILL FINISH<br>RB95-0238-000487 |
| 2 | FCS FLEXIBLE TUBE HOOK GREY- BLACK- 16FT<br>RB95-0403-338487     |
| 3 | FCS STIFF FABRIC HOOK - BLACK -16FT - TAPED<br>RB95-0402-050487  |

## CONTROL OPTIONS

### CHAIN CONTROL



### MOTORIZED



### SPRING ASSIST



## SYSTEM COMPATIBILITY

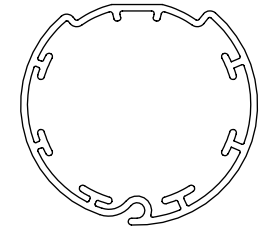
- SKYLINE
- R-SERIES
- EASY SPRING PLUS
- EASY SPRING ULTRA
- EASY SPRING WAND
- AUTOMATE

**SPECIFICATIONS**

**COMPATIBILITY**

|                   |              |  |  |  |  |  |           |
|-------------------|--------------|--|--|--|--|--|-----------|
| SKYLINE           | CLUTCH       | SL15H01  | SL20H53  | SL30H53  | RGALH                                      | RGAL400                                    |           |
|                   | ADAPTER      | SLA53  | -  |  |  |  |           |
|                   | PIN END      | SLPEHD53xx                                     | SLPE653xx                                      |  |  |  |           |
| R SERIES          | CLUTCH       | R16C53   | R24C53   | RGALxx   | RGAL400xx                                  | SA24L36xx                                  | SA24L45xx |
|                   | PIN END      | REP53  |  |  |  |  |           |
| EASY SPRING PLUS  |              |  |  |  |  |  |           |
| EASY SPRING ULTRA |              |  |  |  |  |  |           |
| EASY SPRING WAND  |              |  |  |  |  |  |           |
| AUTOMATE          | MOTOR        | AUTOMATE   Li-ion [25mm/1.1Nm/40r] ARC-MTR012V | AUTOMATE   Li-ion [28mm/2.0Nm/28r] ARC-MTR012V | AUTOMATE   Li-ion [25mm/1.1Nm/40r] WND-MTR012V | AUTOMATE   DC [25mm/1.1Nm/40r] ARC-MTR012V | AUTOMATE   DC [28mm/2.0Nm/28r] ARC-MTR012V |           |
|                   | MOTOR (CODE) | MTDCBRF25-1.1                                  | MTDCBRFQ28-2                                   | MTDCBSW25-1.1                                  | MTDCRF25-1.1                               | MTDCRFQ28 - 2                              |           |
|                   | MOTOR CROWN  | MTCR-25-1.5                                    | MTCR-28-1.5                                    | MTCR-25-1.5                                    | MTCR-25-1.5                                | MTCR-28-1.5                                |           |

**TUBE SPECS**



**1-3/4" Tube**

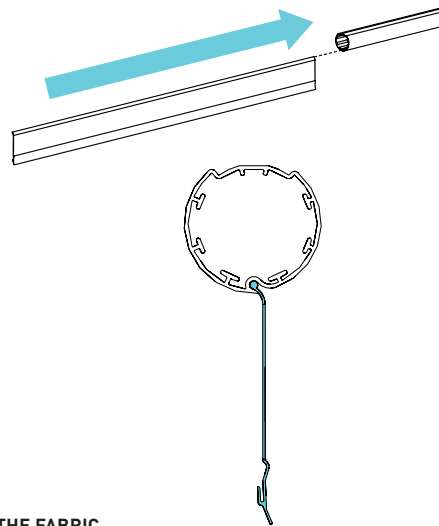
CODE: RB95-0238-000487  
 OD: 45mm [1-3/4"]  
 Length: 4.8m [16ft]

**DEDUCTIONS, MAX ROLL AND MAX LOAD**

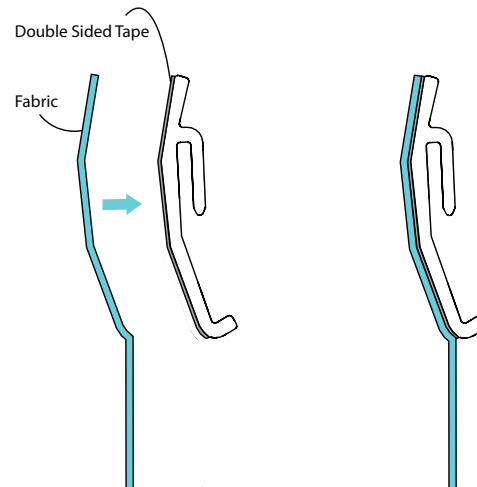
Refer to the Skyline/R-Series/Cassette 100/120 Quick Reference Guide for 1-1/2" systems

**ASSEMBLY INSTRUCTIONS**

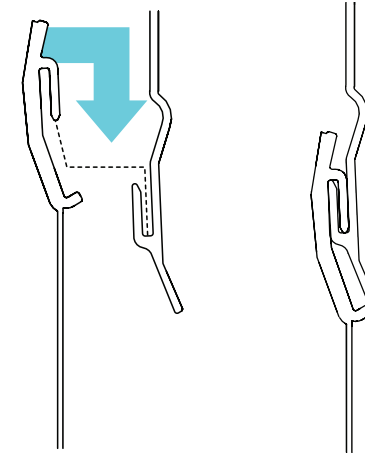
1 ATTACH SPLINE TO THE TUBE



2 ATTACH FABRIC TO THE FABRIC HOOK



3 ATTACH FABRIC HOOK TO THE FLEXIBLE TUBE HOOK



**CHANGING THE FABRIC**

Remove the Fabric from the Fabric Hook and repeat step 2 and 3.