




Chainhold Tension Device

Our Chainhold Tension Device provides a simple and robust solution for manual shading systems. The 2-piece solution keeps chain under tension, and prevents the shade from operating if installed incorrectly. Using the Chainhold ensures compliance with the ANSI/WCMA A100.1-2022 child safety standard set by Health Canada and the Window Covering Manufacturers Association (WCMA).

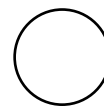
Features

- Quick and easy to assemble
- Brackets available for outside mount and mounting to the windowsill
- Sleek appearance: small, attractive design blends with any decor
- Smooth operation with metal and plastic stop balls and chain connectors
- UV Resistant
- Complies with ANSI/WCMA A100.1-2022 safety standard


Color Range



Clear
001



White
075

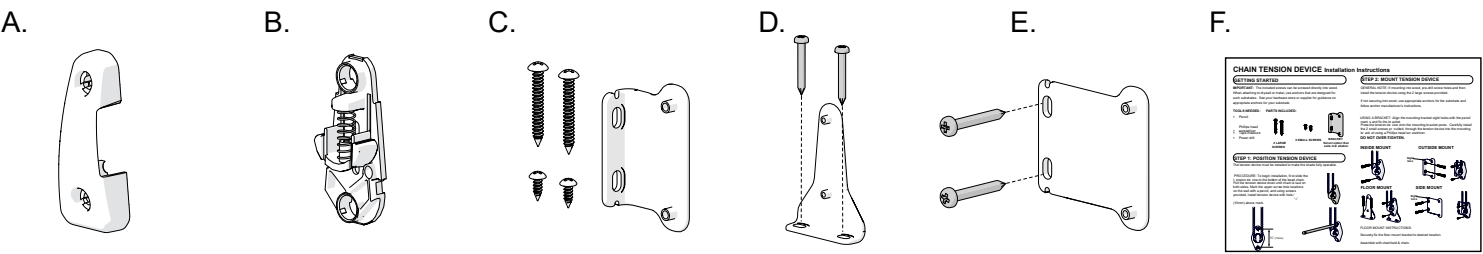


Black
050



Gray
331

Components



Item	Code	Description	Available in
A	RB91-1336-xxx000	Chainhold Cover	Clear, White, Black & Gray
B	RB91-1337-xxx000	Chainhold Base Assembly	Clear, White, Black & Gray
C	RB91-1338-001110	Chainhold Mounting Kit Clear	Clear Only
D	RB91-1338-001210	Chainhold Floor Fix Bracket	Clear Only
E	RB91-1338-001310	Chainhold Side Fix Bracket	Clear Only
F	MK04-INST-133102	Chainhold Instructions	-
A+B+C	RB91-1351-001110	Chainhold Set	Clear Only

Assembly

Inside Mount

1. Place the chain in the base groove

2. Snap cover onto the base

3. Pull chain out of base groove, and up until plunger sits at the top.

4. Mark holes (optional) and screw into wall.

Outside Mount

1.

2.

3.