



EASY SPRING ULTRA/WAND

PRE-TENSION CHARTS

v2.0 | July 2022

CONTENTS

SECTION 1 | 1.5" (38mm) TUBE

3

180gsm (5.31oz/yd ²) FABRIC THICKNESS: 0.40mm (0.016")	3
320gsm (9.44oz/yd ²) FABRIC THICKNESS: 0.55mm (0.022")	4
420gsm (12.39oz/yd ²) FABRIC THICKNESS: 0.55mm (0.022")	5
500gsm (14.75oz/yd ²) FABRIC THICKNESS: 0.90mm (0.035")	6
600gsm (17.70oz/yd ²) FABRIC THICKNESS: 1.00mm (0.039")	7
700gsm (20.65oz/yd ²) FABRIC THICKNESS: 1.00mm (0.039")	8
800gsm (23.59oz/yd ²) FABRIC THICKNESS: 2.00mm (0.079")	9

SECTION 2 | S45 LT TUBE

10

180gsm (5.31oz/yd ²) FABRIC THICKNESS: 0.40mm (0.016")	10
320gsm (9.44oz/yd ²) FABRIC THICKNESS: 0.55mm (0.022")	11
420gsm (12.39oz/yd ²) FABRIC THICKNESS: 0.55mm (0.022")	12
500gsm (14.75oz/yd ²) FABRIC THICKNESS: 0.90mm (0.035")	13

SECTION 3 | S45 STD TUBE

14

180gsm (5.31oz/yd ²) FABRIC THICKNESS: 0.40mm (0.016")	14
320gsm (9.44oz/yd ²) FABRIC THICKNESS: 0.55mm (0.022")	15
420gsm (12.39oz/yd ²) FABRIC THICKNESS: 0.55mm (0.022")	16
500gsm (14.75oz/yd ²) FABRIC THICKNESS: 0.90mm (0.035")	17

SECTION 3 | S45 HD TUBE

18

180gsm (5.31oz/yd ²) FABRIC THICKNESS: 0.40mm (0.016")	18
320gsm (9.44oz/yd ²) FABRIC THICKNESS: 0.55mm (0.022")	19
420gsm (12.39oz/yd ²) FABRIC THICKNESS: 0.55mm (0.022")	20
500gsm (14.75oz/yd ²) FABRIC THICKNESS: 0.90mm (0.035")	21

DISCLAIMER

INTRODUCTION

This Pre-rotation manual for Easy Spring Ultra/Wand has been produced by Rollease Acmeda to supply the necessary information for the safe and correct installation of Easy Spring Ultra/Wand.

DISCLAIMER

Rollease Acmeda has used reasonable care in preparing the information included in this document, but makes no representations or warranties as to the completeness or accuracy of the information. Information is supplied upon the condition that the persons receiving the information will make their own determination as to its suitability for their purposes prior to use. Rollease Acmeda assumes no liability whatsoever for any damages incurred by you resulting from errors in or omissions from the information included herein. Rollease Acmeda reserves the right to make changes without further notice to any products to improve reliability, function or design.

COPYRIGHT

COPYRIGHT © ROLLEASE ACMEDA

All rights are reserved. No part of this document may be reproduced or utilised in any means, by any means, electronic or mechanical including photocopying, recordings, or by any information storage or retrieval system, without the express permission from Rollease Acmeda.

SECTION 1 | 1.5" (38mm) TUBE

180gsm (5.31oz/yd²) FABRIC | THICKNESS: 0.40mm (0.016")

		WIDTH																				
		#TURNS	0.50	0.60	0.80	1.00	1.20	1.40	1.60	1.80	2.00	2.20	2.40	2.60	2.80	3.00	3.20	3.40	3.60	3.80	4.00	
DROP	m	4	9	10	10	14	15	16	16	17	18	19	20	20	21	22	23	24	24	25	26	20
	0.50	5	9	10	10	14	15	16	16	17	18	19	20	21	21	22	23	24	25	26	26	24
	0.60	5	9	10	10	14	15	16	17	17	18	19	20	21	21	22	23	24	25	26	27	28
	0.70	6	9	10	10	14	15	16	17	17	18	19	20	21	22	22	23	24	25	26	27	31
	0.80	6	9	10	10	14	15	16	17	18	18	19	20	21	22	23	24	24	26	26	27	35
	0.90	7	9	10	10	14	15	16	17	18	19	19	20	21	22	23	24	25	26	27	28	39
	1.00	8	9	10	10	14	15	16	17	18	19	20	20	21	22	23	24	25	26	27	28	43
	1.10	8	9	10	10	14	15	16	17	18	19	20	21	21	22	23	24	26	26	27	28	47
	1.20	9	9	10	10	14	15	16	17	18	19	20	21	22	22	23	24	26	27	28	29	51
	1.30	9	9	10	10	14	15	16	17	18	19	20	21	22	23	23	25	26	27	28	29	55
	1.40	10	9	10	10	15	15	16	17	18	19	20	21	22	23	24	25	26	27	28	16	59
	1.50	11	9	10	11	15	16	16	17	18	19	20	21	22	23	24	26	27	28	15	16	63
	1.60	11	9	10	11	15	16	16	17	18	19	20	21	22	23	25	26	27	15	16	16	67
	1.70	12	9	10	11	15	16	17	18	18	19	20	21	22	23	25	26	15	15	16	16	71
	1.80	12	9	10	11	15	16	17	18	19	19	20	21	22	23	26	14	15	15	16	16	75
	1.90	12	10	10	11	15	16	17	18	19	19	20	21	22	23	26	14	15	15	16	16	79
	2.00	13	10	10		15	16	17	18	19	20	21	21	22	23	14	14	15	15	16	16	83
	2.10	13	10			15	16	17	18	19	20	21	22	23	13	14	14	15	15	16	16	87
	2.20	14				15	16	17	18	19	20	21	22	23	13	14	14	15	16	16	17	91
2.30	14				15	16	17	18	19	20	21	22	23	13	14	14	15	16	16	17	94	
2.40	15				15	16	17	18	19	20	21	22	23	13	14	15	15	16	16	17		
		20	24	31	39	47	55	63	71	79	87	94	102	110	118	126	134	142	150	157	in	

BOOSTER	MAX TURNS
COMPACT	25
LIGHT (LT)	40
LIGHT WITH EASY LINK	40
STANDARD WITH EASY LINK	41
OUTSIDE PRODUCT SPECS	

PARAMETERS:
 FABRIC DENSITY: 180gsm
 FABRIC THICKNESS: 0.40mm
 WEIGHT BAR: D30 Bottom Rail
 MIN WIDTH = 458mm [18"]

Note: Pretruns + #TURNS MUST BE LESS THAN Max Turns

SECTION 1 | PART A - 1.5" (38MM) TUBE

320gsm (9.44oz/yd²) FABRIC | THICKNESS: 0.55mm (0.022")

		WIDTH																					
		#TURNS	0.50	0.60	0.80	1.00	1.20	1.40	1.60	1.80	2.00	2.20	2.40	2.60	2.80	3.00	3.20	3.40	3.60	3.80	4.00		
DROP	m	4	9	10	11	14	15	16	17	17	18	19	20	21	22	23	13	13	14	15	15	20	
	0.50	5	9	10	11	14	15	16	17	18	18	19	20	21	21	22	23	13	14	14	15	15	24
	0.60	5	9	10	11	14	15	16	17	18	19	20	21	21	22	23	13	14	15	15	16	28	
	0.70	6	9	10	11	14	15	16	17	18	19	20	21	22	23	24	13	14	15	15	16	31	
	0.80	6	9	10	11	14	15	16	17	18	19	20	21	22	23	24	14	15	15	16	16	35	
	0.90	7	9	10	11	14	15	16	17	19	20	21	22	22	23	13	14	15	15	16	16	39	
	1.00	8	9	10	11	15	15	16	17	19	20	21	22	22	23	24	13	15	15	16	16	17	43
	1.10	8	9	10	11	15	16	16	17	19	20	21	22	23	24	13	15	15	16	16	17	47	
	1.20	9	9	10	11	15	16	17	18	19	20	22	23	24	25	14	15	16	16	17	17	51	
	1.30	9	10	10	12	15	16	17	19	20	21	22	23	24	25	15	15	16	16	17	18	55	
	1.40	10	10	10	12	15	16	17	19	20	21	22	23	24	25	15	16	16	17	17	18	59	
	1.50	11	10	10	12	15	16	17	19	20	21	23	24	25	26	15	16	16	17	18	18	63	
	1.60	11	10	10	12	15	16	18	19	21	22	23	24	25	15	15	16	17	17	18	19	67	
	1.70	12	10	10	12	15	16	18	20	21	22	23	24	26	15	16	16	17	18	18	19	71	
	1.80	12	10	10	12	15	16	19	20	21	22	24	25	26	15	16	17	17	18	19	20	75	
	1.90	13	10	10	12	15	16	19	20	21	23	24	25	15	16	16	17	18	18	19	20	79	
2.00	13	10	10		15	16	19	20	22	23	24	13	15	16	17	17	18	19	20	20	83		
2.10	14	10			15	18	19	21	22	23	25	13	15	16	17	18	18	19	20	21	87		
2.20	14				15	18	20	21	22	24	12	15	16	16	17	18	19	20	20	21	91		
2.30	15				15	19	20	21	23	24	12	15	16	17	18	18	19	20	21	22	94		
2.40																							

BOOSTER

MAX TURNS

PARAMETERS:

COMPACT

25

FABRIC DENSITY: 320gsm

SHORT

26

FABRIC THICKNESS: 0.55mm

LIGHT (LT)

40

WEIGHT BAR: D30 Bottom Rail

LIGHT (LT) WITH EASY LINK

40

MIN WIDTH = 458mm [18"]

STD WITH EASY LINK

41

OUTSIDE PRODUCT SPECS

OUTSIDE ESW USER EFFORT

Note: Pretruns + #TURNS MUST BE LESS THAN Max Turns

SECTION 1 | PART A - 1.5" (38MM) TUBE

420gsm (12.39oz/yd²) FABRIC | THICKNESS: 0.55mm (0.022")

		WIDTH																				
		#TURNS	0.50	0.60	0.80	1.00	1.20	1.40	1.60	1.80	2.00	2.20	2.40	2.60	2.80	3.00	3.20	3.40	3.60	3.80	4.00	
DROP	m	4	9	10	11	14	15	16	17	18	18	19	11	12	12	13	13	14	14	15		20
	0.50	5	9	10	11	14	15	16	17	18	19	20	11	12	12	13	13	14	14	15		24
	0.60	5	9	10	11	14	15	16	17	18	19	20	11	12	13	13	14	14	15	15		28
	0.70	6	9	10	11	14	15	16	17	18	19	20	11	12	13	13	14	14	15	15		31
	0.80	6	9	10	11	14	15	17	18	19	20	11	12	13	13	14	14	15	15			35
	0.90	7	9	10	11	14	15	17	18	19	20	11	12	13	13	14	14	15	16			39
	1.00	8	9	10	11	15	15	17	18	19	20	11	12	13	14	14	15	15	16			43
	1.10	8	9	10	11	15	16	17	18	19	20	11	13	13	14	14	15	16	16			47
	1.20	9	9	10	11	15	16	18	19	20	21	11	13	13	14	15	15	16	17			51
	1.30	9	10	10	12	15	17	18	19	20	21	13	13	14	14	15	16	16				55
	1.40	10	10	10	12	15	17	18	19	20	22	13	13	14	15	15	16	17				59
	1.50	11	10	10	12	16	17	18	19	21	22	13	14	14	15	16	16	17				63
	1.60	11	10	10	12	16	17	19	20	21	22	13	14	15	15	16	17	17				67
	1.70	12	10	10	12	16	18	19	20	21	23	13	14	15	16	16	17	18				71
	1.80	12	10	10	12	17	18	19	20	22	13	14	14	15	16	17	17	18				75
	1.90	13	10	10	12	17	18	19	21	22	13	14	15	15	16	17	18					79
	2.00	13	10	10		17	18	20	21	23	13	14	15	16	17	17	18					83
	2.10	14	10			17	19	20	21	23	14	14	15	16	17	18	18					87
	2.20	14				17	19	20	22	23	14	15	16	16	17	18	19					91
	2.30	15				18	19	21	22	24	14	15	16	17	18	18	19					94
2.40																						
		20	24	31	39	47	55	63	71	79	87	94	102	110	118	126	134	142	150	157	in	

BOOSTER	MAX TURNS
COMPACT	25
SHORT	26
LIGHT (LT)	40
STANDARD	41
STD WITH EASY LINK	41
OUTSIDE PRODUCT SPECS	
OUTSIDE ESW USER EFFORT	

PARAMETERS:
 FABRIC DENSITY: 420gsm
 FABRIC THICKNESS: 0.55mm
 WEIGHT BAR: D30 Bottom Rail
 MIN WIDTH = 458mm [18"]

Note: Pretruns + #TURNS MUST BE LESS THAN Max Turns

SECTION 1 | PART A - 1.5" (38MM) TUBE

500gsm (14.75oz/yd²) FABRIC | THICKNESS: 0.90mm (0.035")

		WIDTH																				
m		#TURNS	0.50	0.60	0.80	1.00	1.20	1.40	1.60	1.80	2.00	2.20	2.40	2.60	2.80	3.00	3.20	3.40	3.60	3.80	4.00	
0.50	4	9	10	11	14	15	16	17	18	19	11	12	12	13	13	14	14				20	
0.60	5	9	10	11	14	15	17	18	19	11	11	12	13	13	14	14	15				24	
0.70	5	9	10	11	15	16	17	18	19	11	12	12	13	13	14	15	15				28	
0.80	6	10	10	11	15	16	17	18	19	11	12	13	13	14	14	15					31	
0.90	7	10	10	12	15	17	18	19	20	12	12	13	14	14	15	15					35	
1.00	7	10	10	12	16	17	18	19	20	12	13	13	14	15	15	16					39	
1.10	8	10	10	12	16	17	18	20	21	12	13	14	14	15	16	16					43	
1.20	8	10	10	12	16	18	19	20	12	13	13	14	15	15	16						47	
1.30	9	10	10	12	17	18	19	20	12	13	14	14	15	16	17						51	
1.40	10	10	10	12	17	18	20	21	13	13	14	15	16	16	17						55	
1.50	10	10	10	13	17	19	20	21	13	14	14	15	16	17	18						59	
1.60	11	10	10	13	17	19	20	22	13	14	15	16	16	17	18						63	
1.70	11	10	10	14	18	19	21	22	13	14	15	16	17	18							67	
1.80	12	10	10	14	18	20	21	23	14	15	16	17	17	18							71	
1.90	12	10	10		18	20	22	23	14	15	16	17	18	19							75	
2.00	13	10	10		19	21	22	24	14	15	16	17	18	19							79	
2.10	13	10	10		19	21	23	14	15	16	17	18	19	20							83	
2.20	14	10	10		19	21	23	14	15	16	17	18	19	21							87	
2.30	14	10	11		20	22	24	14	16	17	18	19	20								91	
2.40	15				20	22	24	15	16	17	18	19	21								94	
	20	24	31	39	47	55	63	71	79	87	94	102	110	118	126	134	142	150	157	in		

BOOSTER	MAX TURNS
COMPACT	25
SHORT	26
LIGHT (LT)	40
STANDARD	41
STD WITH EASY LINK	41
OUTSIDE PRODUCT SPECS	
OUTSIDE ESW USER EFFORT	

PARAMETERS:
 FABRIC DENSITY: 500gsm
 FABRIC THICKNESS: 0.90mm
 WEIGHT BAR: D30 Bottom Rail
 MIN WIDTH = 458mm [18"]

Note: Pretruns + #TURNS MUST BE LESS THAN Max Turns

SECTION 1 | PART A - 1.5" (38MM) TUBE

600gsm (17.70oz/yd²) FABRIC | THICKNESS: 1.00mm (0.039")

		WIDTH																				
m		#TURNS	0.50	0.60	0.80	1.00	1.20	1.40	1.60	1.80	2.00	2.20	2.40	2.60	2.80	3.00	3.20	3.40	3.60	3.80	4.00	
DROP	0.50	4	9	10	11	14	16	17	17	10	11	11	12	12	13							20
	0.60	5	9	10	11	15	16	17	10	11	11	12	12	13	13							24
	0.70	5	9	10	11	15	16	17	10	11	11	12	13	13								28
	0.80	6	10	10	12	15	17	18	11	11	12	12	13	14								31
	0.90	6	10	10	12	16	17	18	11	11	12	13	13	14								35
	1.00	7	10	10	12	16	17	19	11	12	12	13	14	15								39
	1.10	8	10	10	13	16	18	19	11	12	13	14	14									43
	1.20	8	10	10	13	17	18	19	12	12	13	14	15									47
	1.30	9	10	10	13	17	19	20	12	13	14	14	15									51
	1.40	9	10	10	13	17	19	11	12	13	14	15	16									55
	1.50	10	10	10	14	18	19	12	13	14	14	15	16									59
	1.60	11	10	11	14	18	20	12	13	14	15	16										63
	1.70	11	10	12	14	19	20	12	13	14	15	16										67
	1.80	12	11	12	14	19	21	13	14	15	16	17										71
	1.90	12	11	12		19	21	13	14	15	16	17										75
	2.00	13	11	12		20	22	13	14	16	17	18										79
	2.10	13	12			20	22	14	15	16	17	18										83
	2.20	14				21	23	14	15	16	18	19										87
	2.30	14				21	23	14	16	17	18											91
	2.40	15				22	24	15	16	17	19											94
			20	24	31	39	47	55	63	71	79	87	94	102	110	118	126	134	142	150	157	in

BOOSTER	MAX TURNS
COMPACT	25
SHORT	26
LIGHT (LT)	40
STANDARD	41
STD WITH EASY LINK	41
OUTSIDE PRODUCT SPECS	

PARAMETERS:
 FABRIC DENSITY: 600gsm
 FABRIC THICKNESS: 1.00mm
 WEIGHT BAR: D30 Bottom Rail
 MIN WIDTH = 458mm [18"]

Note: Pretruns + #TURNS MUST BE LESS THAN Max Turns

SECTION 1 | PART A - 1.5" (38MM) TUBE

700gsm (20.65oz/yd²) FABRIC | THICKNESS: 1.00mm (0.039")

		WIDTH																				
m		#TURNS	0.50	0.60	0.80	1.00	1.20	1.40	1.60	1.80	2.00	2.20	2.40	2.60	2.80	3.00	3.20	3.40	3.60	3.80	4.00	
DROP	0.50	4	9	10	11	15	16	9	10	10	11	11										20
	0.60	5	9	10	11	15	16	9	10	11	11	12										24
	0.70	5	9	10	11	15	16	9	10	11	12	12										28
	0.80	6	10	10	12	16	17	10	11	11	12	13										31
	0.90	6	10	10	12	16	17	10	11	12	12	13										35
	1.00	7	10	10	13	16	18	11	11	12	13											39
	1.10	8	10	10	13	17	10	11	12	12	13											43
	1.20	8	10	10	13	17	10	11	12	13	13											47
	1.30	9	10	11	13	17	11	11	12	13	14											51
	1.40	9	10	11	14	18	11	12	13	13	14											55
	1.50	10	11	11	14	18	11	12	13	14	15											59
	1.60	11	11	12	14	19	11	12	13	14												63
	1.70	11	11	12	14	19	12	13	14	15												67
	1.80	12	11	12		20	12	13	14	15												71
	1.90	12	12	12		20	12	13	15	16												75
	2.00	13	12			20	13	14	15	16												79
	2.10	13				21	13	14	15	17												83
	2.20	14				21	13	15	16	17												87
	2.30	14				22	14	15	16	18												91
	2.40	15				23	14	15	17	18												94
		20	24	31	39	47	55	63	71	79	87	94	102	110	118	126	134	142	150	157	in	

BOOSTER	MAX TURNS
COMPACT	25
SHORT	26
LIGHT (LT)	40
STANDARD	41
STANDARD WITH EASY LINK	41
OUTSIDE PRODUCT SPECS	

PARAMETERS:
 FABRIC DENSITY: 700gsm
 FABRIC THICKNESS: 1.00mm
 WEIGHT BAR: D30 Bottom Rail
 MIN WIDTH = 458mm [18"]

Note: Pretruns + #TURNS MUST BE LESS THAN Max Turns

SECTION 1 | PART A - 1.5" (38MM) TUBE

800gsm (23.59oz/yd²) FABRIC | THICKNESS: 2.00mm (0.079")

		WIDTH																				
m		#TURNS	0.50	0.60	0.80	1.00	1.20	1.40	1.60	1.80	2.00	2.20	2.40	2.60	2.80	3.00	3.20	3.40	3.60	3.80	4.00	
DROP	0.50	4	10	10	12	16	17	10	11	11	12	13										20
	0.60	5	10	10	13	16	18	11	11	12	13											24
	0.70	5	10	11	13	17	10	11	12	13	13											28
	0.80	6	11	11	13	17	11	11	12	13	14											31
	0.90	6	11	11	14	18	11	12	13	14												35
	1.00	7	11	12	14	19	11	12	13	14												39
	1.10	8	11	12	15	19	12	13	14	15												43
	1.20	8	12	12	15	20	12	14	15	16												47
	1.30	9	12	13	16	21	13	14	15													51
	1.40	9	12	13	16	22	13	15	16													55
	1.50	10	12	13	17	23	14	15	17													59
	1.60	11	13	14		24	14	16	17													63
	1.70	11	13	14		25	15	17	18													67
	1.80	12	13	15		26	16	17	19													71
	1.90	12	14			27	16	18														75
	2.00	13	14			28	17	19														79
	2.10	13				29	17	19														83
	2.20	14				30	18	20														87
	2.30	14				31	19	21														91
	2.40	15				32	19	22														94
		20	24	31	39	47	55	63	71	79	87	94	102	110	118	126	134	142	150	157	in	

BOOSTER	MAX TURNS
COMPACT	25
SHORT	26
LIGHT (LT)	40
STANDARD	41
OUTSIDE PRODUCT SPECS	

PARAMETERS:
 FABRIC DENSITY: 800gsm
 FABRIC THICKNESS: 2.00mm
 WEIGHT BAR: D30 Bottom Rail
 MIN WIDTH = 458mm [18"]

Note: Pretruns + #TURNS MUST BE LESS THAN Max Turns

SECTION 2 | S45 LT TUBE

180gsm (5.31oz/yd²) FABRIC | THICKNESS: 0.40mm (0.016")

		WIDTH																				
		#TURNS	0.50	0.60	0.80	1.00	1.20	1.40	1.60	1.80	2.00	2.20	2.40	2.60	2.80	3.00	3.20	3.40	3.60		3.80	4.00
DROP	0.50	4	9	10	10	14	15	16	17	18	19	20	21	21	22	23	24	25	26	27	28	20
	0.60	5	9	10	10	14	15	16	17	18	19	20	21	22	22	24	24	25	26	27	28	24
	0.70	5	9	10	10	15	15	16	17	18	19	20	21	22	23	24	25	26	26	27	28	28
	0.80	6	9	10	10	15	15	16	17	18	19	20	21	22	23	24	25	26	27	28	29	31
	0.90	6	9	10	11	15	16	16	17	18	19	20	21	22	23	24	25	26	27	28	29	35
	1.00	7	9	10	11	15	16	17	17	18	19	20	21	22	23	24	25	26	27	28	29	39
	1.10	8	10	10	11	15	16	17	18	18	19	20	21	22	24	25	26	27	27	28	29	43
	1.20	8	10	10	11	15	16	17	18	19	20	20	21	22	24	25	26	27	28	29	30	47
	1.30	9	10	10	11	15	16	17	18	19	20	21	22	23	24	25	26	27	28	29	30	51
	1.40	9	10	10	11	15	16	17	18	19	20	21	22	23	24	25	26	27	28	29	30	55
	1.50	10	10	10	11	15	16	17	18	19	20	21	22	23	24	26	27	28	29	30	17	59
	1.60	11	10	10	11	15	16	17	18	19	20	21	22	24	25	26	27	28	29	16	17	63
	1.70	11	10	10	11	15	16	17	18	19	20	21	22	24	25	26	27	28	16	16	17	67
	1.80	12	10	10	11	15	16	17	18	19	20	21	23	24	25	26	27	15	16	16	17	71
	1.90	12	10	10	11	15	16	17	18	19	20	21	23	24	25	27	15	15	16	16	17	75
	2.00	13	10	10	11	15	16	17	18	19	20	21	23	25	26	14	15	15	16	17	17	79
	2.10	13	10	10	11	15	16	17	18	19	20	21	24	25	26	14	15	16	16	17	17	83
	2.20	14	10	10		15	16	17	18	19	20	22	24	25	14	14	15	16	16	17	17	87
	2.30	14	10			15	16	17	18	19	21	22	24	13	14	15	15	16	16	17	17	91
	2.40	15				15	16	17	19	20	21	23	24	13	14	15	15	16	16	17	18	94
		20	24	31	39	47	55	63	71	79	87	94	102	110	118	126	134	142	150	157	in	

BOOSTER	MAX TURNS
COMPACT	25
LIGHT (LT)	40
LIGHT WITH EASY LINK	40
STANDARD WITH EASY LINK	41
OUTSIDE PRODUCT SPECS	

PARAMETERS:
 FABRIC DENSITY: 180gsm
 FABRIC THICKNESS: 0.40mm
 WEIGHT BAR: D30 Bottom Rail
 MIN WIDTH = 458mm [18"]

Note: Pretruns + #TURNS MUST BE LESS THAN Max Turns

320gsm (9.44oz/yd²) FABRIC | THICKNESS: 0.55mm (0.022")

		WIDTH																				
		#TURNS	0.50	0.60	0.80	1.00	1.20	1.40	1.60	1.80	2.00	2.20	2.40	2.60	2.80	3.00	3.20	3.40	3.60	3.80	4.00	
DROP	m	4	9	10	11	15	15	16	17	18	19	20	21	12	13	13	14	14	15	15	16	20
	0.50	5	9	10	11	15	15	16	17	18	19	20	21	12	13	14	14	15	15	16	16	24
	0.60	5	9	10	11	15	16	17	18	19	20	21	12	12	13	14	14	15	15	16	16	28
	0.70	6	10	10	11	15	16	17	18	19	20	21	12	13	13	14	14	15	15	16	16	31
	0.80	6	10	10	12	15	16	17	18	19	20	21	12	13	14	14	15	15	16	16	17	35
	0.90	7	10	10	12	15	16	17	18	19	20	21	12	13	14	14	15	15	16	16	17	39
	1.00	8	10	10	12	15	16	17	18	19	21	22	12	13	14	15	15	16	16	17	17	43
	1.10	8	10	10	12	15	16	18	19	20	21	22	12	13	14	15	15	16	16	17	17	47
	1.20	9	10	10	12	15	16	18	19	20	21	22	12	14	14	15	16	16	17	17	18	51
	1.30	9	10	10	12	15	16	18	19	20	21	22	13	14	15	15	16	16	17	17	18	55
	1.40	10	10	10	12	15	16	18	19	20	22	23	13	14	15	15	16	17	17	18	18	59
	1.50	11	10	10	12	15	17	18	20	21	22	23	14	14	15	16	16	17	18	18	18	63
	1.60	11	10	10	12	15	17	19	20	21	22	12	14	15	15	16	17	17	18	19	19	67
	1.70	12	10	10	12	15	18	19	20	21	23	13	14	15	15	16	17	18	18	19	19	71
	1.80	12	10	10	12	15	18	19	20	22	23	14	14	15	16	16	17	18	19	19	11	75
	1.90	13	10	10	12	15	18	19	21	22	23	14	14	15	16	17	17	18	19	20	12	79
	2.00	13	10	10	12	16	18	19	21	22	23	14	15	15	16	17	18	19	19	20	12	83
	2.10	14	10	10	12	17	18	20	21	22	24	14	15	16	16	17	18	19	20	12	12	87
	2.20	14	10	10		17	19	20	21	23	24	14	15	16	17	18	18	19	20	12	12	91
	2.30	15	10			17	19	20	22	23	25	15	15	16	17	18	19	19	20	12	13	94
2.40																						

20 24 31 39 47 55 63 71 79 87 94 102 110 118 126 134 142 150 157 in

BOOSTER

MAX TURNS

PARAMETERS:

COMPACT

SHORT

LIGHT (LT)

STANDARD

STD WITH EASY LINK

HEAVY DUTY WITH EASY LINK

OUTSIDE PRODUCT SPECS

OUTSIDE ESW USER EFFORT

25

26

40

41

41

38

FABRIC DENSITY: 320gsm

FABRIC THICKNESS: 0.55mm









WEIGHT BAR: D30 Bottom Rail

MIN WIDTH = 458mm [18"]

Note: Pretruns + #TURNS MUST BE LESS THAN Max Turns

420gsm (12.39oz/yd²) FABRIC | THICKNESS: 0.55mm (0.022")

		WIDTH																				
		#TURNS	0.50	0.60	0.80	1.00	1.20	1.40	1.60	1.80	2.00	2.20	2.40	2.60	2.80	3.00	3.20	3.40	3.60	3.80	4.00	
DROP	m																					
	0.50	4	9	10	11	15	15	16	17	10	11	11	12	12	13	13	8	8	8	9	9	20
	0.60	5	9	10	11	15	16	17	18	10	11	11	12	13	13	14	8	8	9	9	9	24
	0.70	5	9	10	11	15	16	17	18	10	11	12	12	13	13	14	8	8	9	9	9	28
	0.80	6	10	10	11	15	16	17	18	10	11	12	12	13	13	14	8	8	9	9	10	31
	0.90	6	10	10	12	15	16	17	18	10	11	12	12	13	14	14	8	8	9	9	10	35
	1.00	7	10	10	12	15	16	17	18	11	12	12	13	13	14	14	8	9	9	10	10	39
	1.10	8	10	10	12	15	16	18	19	11	12	12	13	13	14	15	8	9	9	10	10	43
	1.20	8	10	10	12	16	17	18	19	11	12	12	13	14	14	8	8	9	10	10	10	47
	1.30	9	10	10	12	16	17	18	19	11	12	13	13	14	15	8	8	9	10	10	11	51
	1.40	9	10	10	12	16	17	18	19	12	12	13	14	14	15	8	8	10	10	10	11	55
	1.50	10	10	10	12	16	17	18	20	12	12	13	14	14	15	8	9	10	10	11	11	59
	1.60	11	10	10	12	16	17	19	20	12	13	13	14	15	15	8	10	10	10	11	11	63
	1.70	11	10	10	12	16	18	19	20	12	13	13	14	15	16	8	10	10	11	11	11	67
	1.80	12	10	10	12	17	18	19	20	12	12	13	14	14	15	16	10	10	10	11	11	71
	1.90	12	10	10	12	17	18	19	20	12	12	13	14	15	15	16	10	10	11	11	11	75
	2.00	13	10	10	12	17	18	20	20	12	13	13	14	15	16	17	10	10	11	11	12	79
	2.10	13	10	10	12	17	19	20	20	12	13	14	14	15	16	8	10	11	11	11	12	83
	2.20	14	10	10	12	17	19	20	20	12	13	14	15	16	16	10	10	11	11	12	12	87
	2.30	14	10	10		18	19	21	21	12	13	14	15	16	17	10	10	11	11	12	12	91
2.40	15	10			18	19	21	21	13	13	14	15	16	17	10	11	11	12	12	13	94	
			20	24	31	39	47	55	63	71	79	87	94	102	110	118	126	134	142	150	157	in

	BOOSTER	MAX TURNS
COMPACT		25
SHORT		26
LIGHT (LT)		40
STANDARD		41
STD WITH EASY LINK		41
HEAVY DUTY WITH EASY LINK		38
OUTSIDE PRODUCT SPECS		
OUTSIDE ESW USER EFFORT		

PARAMETERS:
 FABRIC DENSITY: 420gsm
 FABRIC THICKNESS: 0.55mm
 WEIGHT BAR: D30 Bottom Rail
 MIN WIDTH = 458mm [18"]

Note: Pretruns + #TURNS MUST BE LESS THAN Max Turns

500gsm (14.75oz/yd²) FABRIC | THICKNESS: 0.90mm (0.035")

		WIDTH																				
		#TURNS	0.50	0.60	0.80	1.00	1.20	1.40	1.60	1.80	2.00	2.20	2.40	2.60	2.80	3.00	3.20	3.40	3.60	3.80	4.00	
DROP	m	4	10	10	11	15	16	17	10	10	11	12	12	13	7	8	8	9	9	9	10	20
	0.50	5	10	10	11	15	16	17	10	11	11	12	13	13	8	8	8	9	9	9	10	24
	0.60	5	10	10	11	15	16	17	10	11	12	12	13	13	8	8	9	9	9	10	10	28
	0.70	6	10	10	11	16	17	18	10	11	12	12	13	14	8	9	9	9	10	10	10	31
	0.80	6	10	10	11	16	17	18	11	11	12	13	13	14	8	9	9	10	10	10	11	35
	0.90	7	10	10	11	16	17	18	11	12	12	13	14	8	9	9	9	10	10	11	11	39
	1.00	8	10	10	11	16	17	19	11	12	13	13	14	8	9	9	10	10	10	11	11	43
	1.10	8	10	10	11	16	18	11	11	12	13	14	14	9	9	9	10	10	11	11	12	47
	1.20	9	10	10	11	17	18	11	12	12	13	14	15	9	9	10	10	11	11	11	12	51
	1.30	9	10	10	11	17	18	11	12	13	14	14	15	9	10	10	10	11	11	11	12	55
	1.40	10	10	10	12	17	19	11	12	13	14	15	15	9	10	10	11	11	12	12	13	59
	1.50	11	10	10	12	18	19	12	12	13	14	15	9	10	10	11	11	12	12	12	13	63
	1.60	11	10	10	13	18	19	12	13	14	14	15	9	10	10	11	11	12	12	12	14	67
	1.70	12	10	10	13	18	20	12	13	14	15	16	10	10	11	11	12	12	13	13	14	71
	1.80	12	10	11	13	19	20	12	13	14	15	16	10	10	11	11	12	13	13	13	14	75
	1.90	13	10	11		19	21	13	14	15	16	17	10	11	11	12	12	13	13	14	15	79
	2.00	13	10	12		19	21	13	14	15	16	17	10	11	11	12	13	13	14	14	15	83
	2.10	14	10			20	21	13	14	15	16	17	11	11	12	12	13	14	13	14	16	87
	2.20	14	10			20	22	13	14	16	17	18	11	11	12	13	13	14	13	15		91
	2.30	15				20	22	14	15	16	17	18	11	12	12	13	14	14	14			94
2.40					20	22	14	15	16	17	18	11	12	12	13	14	14	14			94	
		20	24	31	39	47	55	63	71	79	87	94	102	110	118	126	134	142	150	157	in	

BOOSTER

MAX TURNS

PARAMETERS:

COMPACT

LIGHT (LT)

STANDARD

STD WITH INFINITE LINK

HD WITH INFINITE LINK

OUTSIDE PRODUCT SPECS

OUTSIDE ESW USER EFFORT



FABRIC DENSITY: 500gsm

FABRIC THICKNESS: 0.90mm

WEIGHT BAR: D30 Bottom Rail

MIN WIDTH = 458mm [18"]

Note: Pretruns + #TURNS MUST BE LESS THAN Max Turns

SECTION 3 | S45 STD TUBE

180gsm (5.31oz/yd²) FABRIC | THICKNESS: 0.40mm (0.016")

		WIDTH																				
		#TURNS	0.50	0.60	0.80	1.00	1.20	1.40	1.60	1.80	2.00	2.20	2.40	2.60	2.80	3.00	3.20	3.40	3.60		3.80	4.00
DROP	0.50	4	9	10	10	14	15	16	17	18	19	20	21	22	23	24	24	25	26	27	16	20
	0.60	5	9	10	10	15	15	16	17	18	19	20	21	22	23	24	25	26	26	27	16	24
	0.70	5	9	10	11	15	16	16	17	18	19	20	21	22	23	24	25	26	27	28	16	28
	0.80	6	9	10	11	15	16	16	17	18	19	20	21	22	23	24	25	26	27	28	16	31
	0.90	6	9	10	11	15	16	17	18	18	19	20	21	22	23	24	25	26	27	28	16	35
	1.00	7	10	10	11	15	16	17	18	19	19	20	21	22	24	25	26	27	27	28	16	39
	1.10	8	10	10	11	15	16	17	18	19	20	21	21	23	24	25	26	27	28	16	16	43
	1.20	8	10	10	11	15	16	17	18	19	20	21	22	23	24	25	26	27	28	16	16	47
	1.30	9	10	10	11	15	16	17	18	19	20	21	22	23	24	25	26	27	28	16	17	51
	1.40	9	10	10	11	15	16	17	18	19	20	21	22	23	24	25	27	28	29	16	17	55
	1.50	10	10	10	11	15	16	17	18	19	20	21	22	24	25	26	27	28	29	16	17	59
	1.60	11	10	10	11	15	16	17	18	19	20	21	23	24	25	26	27	28	29	16	17	63
	1.70	11	10	10	11	15	16	17	18	19	20	21	23	24	25	26	27	28	16	16	17	67
	1.80	12	10	10	11	15	16	17	18	19	20	21	23	24	25	26	28	15	16	17	17	71
	1.90	12	10	10	11	15	16	17	18	19	20	21	23	25	26	27	15	15	16	17	17	75
	2.00	13	10	10	11	15	16	17	18	19	20	21	24	25	26	14	15	16	16	17	17	79
	2.10	13	10	10	11	15	16	17	18	19	21	22	24	25	26	14	15	16	16	17	17	83
	2.20	14	10	10		15	16	17	18	20	21	23	24	25	14	15	15	16	16	17	18	87
	2.30	14	10	10		15	16	17	19	20	21	23	24	13	14	15	15	16	16	17	19	91
	2.40	15				15	16	18	19	20	21	23	24	13	14	15	15	16	17	17	19	94
		20	24	31	39	47	55	63	71	79	87	94	102	110	118	126	134	142	150	157	in	

BOOSTER	MAX TURNS
COMPACT	25
LIGHT (LT)	40
STANDARD	41
LIGHT WITH EASY LINK	40
STANDARD WITH EASY LINK	41
OUTSIDE PRODUCT SPECS	

PARAMETERS:
 FABRIC DENSITY: 180gsm
 FABRIC THICKNESS: 0.40mm
 WEIGHT BAR: D30 Bottom Rail
 MIN WIDTH = 458mm [18"]

Note: Pretruns + #TURNS MUST BE LESS THAN Max Turns

320gsm (9.44oz/yd²) FABRIC | THICKNESS: 0.55mm (0.022")

		WIDTH																				
		#TURNS	0.50	0.60	0.80	1.00	1.20	1.40	1.60	1.80	2.00	2.20	2.40	2.60	2.80	3.00	3.20	3.40	3.60	3.80	4.00	
DROP	m																					
	0.50	4	9	10	11	15	15	16	17	18	19	20	12	12	13	13	14	15	15	16	16	20
	0.60	5	9	10	11	15	16	17	18	19	20	20	12	12	13	14	14	15	15	16	16	24
	0.70	5	10	10	11	15	16	17	18	19	20	21	12	13	13	14	14	15	15	16	17	28
	0.80	6	10	10	12	15	16	17	18	19	20	21	12	13	13	14	15	15	16	16	17	31
	0.90	6	10	10	12	15	16	17	18	19	20	21	12	13	14	14	15	15	16	16	17	35
	1.00	7	10	10	12	15	16	17	18	19	20	21	12	13	14	14	15	16	16	17	10	39
	1.10	8	10	10	12	15	16	17	19	20	21	22	12	13	14	15	15	16	16	17	10	43
	1.20	8	10	10	12	15	16	18	19	20	21	12	12	14	14	15	15	16	17	17	10	47
	1.30	9	10	10	12	15	16	18	19	20	21	12	13	14	14	15	16	16	17	18	10	51
	1.40	9	10	10	12	15	16	18	19	20	21	12	13	14	15	15	16	17	17	18	10	55
	1.50	10	10	10	12	15	17	18	19	21	22	12	14	14	15	16	16	17	17	18	10	59
	1.60	11	10	10	12	15	17	18	20	21	22	12	14	14	15	16	16	17	18	10	10	63
	1.70	11	10	10	12	15	17	19	20	21	22	13	14	15	15	16	17	17	18	10	11	67
	1.80	12	10	10	12	15	18	19	20	21	23	13	14	15	16	16	17	18	18	10	11	71
	1.90	12	10	10	12	15	18	19	20	22	23	14	14	15	16	17	17	18	19	10	12	75
	2.00	13	10	10	12	16	18	19	21	22	23	14	15	15	16	17	18	18	19	11	12	79
	2.10	13	10	10	12	17	18	20	21	22	24	14	15	16	16	17	18	19	19	12	12	83
	2.20	14	10	10	12	17	18	20	21	23	24	14	15	16	17	17	18	19	20	12	12	87
	2.30	14	10	10		17	19	20	21	23	24	14	15	16	17	18	18	19	20	12	12	91
2.40	15	10			17	19	20	22	23	14	15	15	16	17	18	19	20	12	12	13	94	
		20	24	31	39	47	55	63	71	79	87	94	102	110	118	126	134	142	150	157	in	

BOOSTER	MAX TURNS
COMPACT	25
SHORT	26
LIGHT (LT)	40
STANDARD	41
STD WITH EASY LINK	41
HEAVY DUTY WITH EASY LINK	38
OUTSIDE PRODUCT SPECS	
OUTSIDE ESW USER EFFORT	

PARAMETERS:
 FABRIC DENSITY: 320gsm
 FABRIC THICKNESS: 0.55mm
 WEIGHT BAR: D30 Bottom Rail
 MIN WIDTH = 458mm [18"]

Note: Pretruns + #TURNS MUST BE LESS THAN Max Turns

420gsm (12.39oz/yd²) FABRIC | THICKNESS: 0.55mm (0.022")

		WIDTH																				
		#TURNS	0.50	0.60	0.80	1.00	1.20	1.40	1.60	1.80	2.00	2.20	2.40	2.60	2.80	3.00	3.20	3.40	3.60	3.80	4.00	
DROP	m																					
	0.50	4	9	10	11	15	16	17	17	10	11	11	12	12	13	14	8	8	9	9	9	20
	0.60	5	9	10	11	15	16	17	18	10	11	12	12	13	13	14	8	8	9	9	9	24
	0.70	5	9	10	11	15	16	17	18	10	11	12	12	13	13	8	8	8	9	9	10	28
	0.80	6	9	10	12	15	16	17	18	10	11	12	12	13	14	8	8	8	9	9	10	31
	0.90	6	10	10	12	15	16	17	18	11	11	12	13	13	14	8	8	9	9	10	10	35
	1.00	7	10	10	12	15	16	17	18	11	12	12	13	13	14	8	8	9	9	10	10	39
	1.10	8	10	10	12	15	17	18	19	11	12	12	13	14	14	8	8	9	10	10	10	43
	1.20	8	10	10	12	16	17	18	10	11	12	13	13	14	14	8	8	9	10	10	10	47
	1.30	9	10	10	12	16	17	18	10	11	12	13	13	14	15	8	9	9	10	10	11	51
	1.40	9	10	10	12	16	17	18	10	12	12	13	14	14	15	8	9	10	10	10	11	55
	1.50	10	10	10	12	16	17	19	10	12	12	13	14	14	8	8	9	10	10	11	11	59
	1.60	11	10	10	12	16	17	19	10	12	13	13	14	15	8	8	10	10	10	11	11	63
	1.70	11	10	10	12	16	18	19	11	12	13	14	14	15	8	9	10	10	11	11	11	67
	1.80	12	10	10	12	17	18	19	12	12	13	14	15	15	8	10	10	10	11	11	12	71
	1.90	12	10	10	12	17	18	19	12	12	13	14	15	16	8	10	10	11	11	11	12	75
	2.00	13	10	10	12	17	18	20	12	13	13	14	15	16	9	10	10	11	11	12	12	79
	2.10	13	10	10	12	17	19	20	12	13	14	14	15	16	10	10	11	11	11	12		83
	2.20	14	10	10	12	17	19	20	12	13	14	15	16	16	10	10	11	11	12			87
	2.30	14	10	10		18	19	21	12	13	14	15	16	17	10	11	11	11	12			91
2.40	15				18	19	21	13	13	14	15	16	17	10	11	11	12				94	
		20	24	31	39	47	55	63	71	79	87	94	102	110	118	126	134	142	150	157	in	

BOOSTER	MAX TURNS
COMPACT	25
SHORT	26
LIGHT (LT)	40
STANDARD	41
STD WITH EASY LINK	41
HEAVY DUTY WITH EASY LINK	38
OUTSIDE PRODUCT SPECS	
OUTSIDE ESW USER EFFORT	

PARAMETERS:
 FABRIC DENSITY: 420gsm
 FABRIC THICKNESS: 0.55mm
 WEIGHT BAR: D30 Bottom Rail
 MIN WIDTH = 458mm [18"]

Note: Pretruns + #TURNS MUST BE LESS THAN Max Turns

500gsm (14.75oz/yd²) FABRIC | THICKNESS: 0.90mm (0.035")

		WIDTH																					
		#TURNS	0.50	0.60	0.80	1.00	1.20	1.40	1.60	1.80	2.00	2.20	2.40	2.60	2.80	3.00	3.20	3.40	3.60	3.80	4.00		
D R O P	m																						
	0.50	4	10	10	11	15	16	17	10	11	11	12	12	7	8	8	8	9	9	9	9	10	20
	0.60	5	10	10	11	15	16	17	10	11	11	12	13	7	8	8	9	9	9	10	10	10	24
	0.70	5	10	10	11	15	16	18	10	11	12	12	13	7	8	8	9	9	9	10	10	10	28
	0.80	6	10	10	11	16	17	18	11	11	12	13	13	7	8	9	9	9	10	10	10	10	31
	0.90	6	10	10	11	16	17	10	11	12	12	13	13	8	8	9	9	10	10	10	10	11	35
	1.00	7	10	10	11	16	17	10	11	12	12	13	14	8	9	9	9	10	10	11	11	11	39
	1.10	8	10	10	11	16	18	11	11	12	13	13	7	8	9	9	10	10	10	11	11	12	43
	1.20	8	10	10	11	17	18	11	11	12	13	14	7	9	9	10	10	10	11	11	12	12	47
	1.30	9	10	10	11	17	18	11	12	12	13	14	8	9	9	10	10	11	11	12			51
	1.40	9	10	10	12	17	18	11	12	13	14	14	9	9	10	10	10	11	11	12			55
	1.50	10	10	10	12	17	19	11	12	13	14	15	9	9	10	10	11	11	12	12			59
	1.60	11	10	10	12	18	19	12	12	13	14	15	9	10	10	11	11	12	12	13			63
	1.70	11	10	10	13	18	20	12	13	14	15	15	9	10	10	11	11	12	12	13			67
	1.80	12	10	10	13	18	20	12	13	14	15	16	10	10	11	11	12	12	12				71
	1.90	12	10	12	13	19	20	12	13	14	15	9	10	10	11	11	12	13	13				75
	2.00	13	10	12	13	19	21	13	14	15	16	9	10	11	11	12	12	13	13				79
	2.10	13	10	12		19	21	13	14	15	16	10	10	11	11	12	13	13	13				83
	2.20	14	11	12		20	21	13	14	15	16	10	11	11	12	12	13	14	14				87
	2.30	14	11			20	12	13	14	16	17	10	11	11	12	13	13	14	14				91
2.40	15				20	13	14	15	16	17	10	11	12	12	13	14	13					94	
			20	24	31	39	47	55	63	71	79	87	94	102	110	118	126	134	142	150	157	in	

BOOSTER

MAX TURNS

PARAMETERS:

COMPACT

LIGHT (LT)

STANDARD

HEAVY DUTY

HEAVY DUTY WITH EASY LINK

OUTSIDE PRODUCT SPECS

OUTSIDE ESW USER EFFORT

25

40

41

38

38

FABRIC DENSITY: 500gsm

FABRIC THICKNESS: 0.90mm

WEIGHT BAR: D30 Bottom Rail

MIN WIDTH = 458mm [18"]

Note: Pretruns + #TURNS MUST BE LESS THAN Max Turns

SECTION 3 | S45 HD TUBE

180gsm (5.31oz/yd²) FABRIC | THICKNESS: 0.40mm (0.016")

		WIDTH																				
		#TURNS	0.50	0.60	0.80	1.00	1.20	1.40	1.60	1.80	2.00	2.20	2.40	2.60	2.80	3.00	3.20	3.40	3.60	3.80	4.00	
DROP	m	4	10	10	11	15	16	17	18	19	20	21	22	23	24	25	14	15	16	16	17	20
	0.50	5	10	10	11	15	16	17	18	19	20	21	22	23	24	25	15	15	16	16	17	24
	0.60	5	10	10	11	15	16	17	18	19	20	21	22	23	24	25	15	15	16	16	17	28
	0.70	6	10	10	11	15	16	17	18	19	20	21	22	23	24	25	15	15	16	16	17	31
	0.80	6	10	10	11	15	16	17	18	19	20	21	22	24	25	26	15	15	16	17	17	35
	0.90	7	10	10	11	15	16	17	18	19	20	22	23	24	25	26	15	15	16	17	17	39
	1.00	8	10	10	11	15	16	17	18	19	20	22	23	24	25	26	15	16	16	17	18	43
	1.10	8	10	10	11	15	16	17	18	19	20	22	23	24	25	26	15	16	16	17	18	47
	1.20	9	10	10	11	15	16	17	18	20	21	22	23	24	25	15	15	16	16	17	18	51
	1.30	9	10	10	11	15	16	17	19	20	21	22	23	24	26	15	15	16	16	17	18	55
	1.40	10	10	10	11	15	16	18	19	20	21	22	23	25	26	15	15	16	16	18	18	59
	1.50	11	10	10	11	15	17	18	19	20	21	23	24	25	26	15	15	16	17	18	18	63
	1.60	11	10	10	11	15	17	18	19	20	22	23	24	25	26	15	15	16	17	18	19	67
	1.70	12	10	10	11	16	17	18	19	20	22	23	24	25	26	15	16	16	17	18	19	71
	1.80	12	10	10	11	16	17	18	19	20	22	23	24	25	27	15	16	16	18	18	19	75
	1.90	13	10	10	11	16	17	18	19	20	22	23	24	26	27	15	16	16	18	18	19	79
	2.00	13	10	10	11	16	17	18	19	20	22	23	25	26	27	15	16	17	18	19	19	83
	2.10	14	10	10		16	17	18	19	20	22	24	25	26	15	15	16	17	18	19	20	87
	2.20	14	10	10		16	17	18	19	21	23	24	25	26	15	15	16	18	18	19	20	91
	2.30	15	10	10		16	17	18	19	21	23	24	25	14	15	15	16	18	18	19	20	94
2.40		20	24	31	39	47	55	63	71	79	87	94	102	110	118	126	134	142	150	157	in	

BOOSTER	MAX TURNS
COMPACT	25
LIGHT (LT)	40
STANDARD	41
STD WITH EASY LINK	41
OUTSIDE PRODUCT SPECS	

PARAMETERS:
 FABRIC DENSITY: 180gsm
 FABRIC THICKNESS: 0.40mm
 WEIGHT BAR: D30 Bottom Rail
 MIN WIDTH = 458mm [18"]

Note: Pretruns + #TURNS MUST BE LESS THAN Max Turns








320gsm (9.44oz/yd²) FABRIC | THICKNESS: 0.55mm (0.022")

		WIDTH																				
		#TURNS	0.50	0.60	0.80	1.00	1.20	1.40	1.60	1.80	2.00	2.20	2.40	2.60	2.80	3.00	3.20	3.40	3.60	3.80	4.00	
D R O P	m	4	10	10	12	15	16	17	18	19	11	12	12	13	14	14	15	9	9	9	10	20
	0.50	5	10	10	12	15	16	17	18	19	11	12	13	13	14	14	15	9	9	9	10	24
	0.60	5	10	10	12	15	16	17	18	19	11	12	13	13	14	15	15	9	9	9	10	28
	0.70	6	10	10	12	15	16	18	19	20	11	12	13	13	14	15	15	9	9	10	10	31
	0.80	6	10	10	12	15	17	18	19	20	12	12	13	14	14	15	9	9	9	10	10	35
	0.90	7	10	10	12	15	17	18	19	20	12	13	13	14	14	15	9	9	9	10	10	39
	1.00	8	10	10	12	15	17	18	19	20	12	13	13	14	15	15	9	9	9	10	11	43
	1.10	8	10	10	12	15	17	18	19	20	12	13	13	14	15	15	9	9	10	10	11	47
	1.20	9	10	10	12	16	17	18	20	11	12	13	14	14	15	16	9	9	10	10	11	51
	1.30	9	10	10	12	16	17	18	20	11	12	13	14	14	15	16	9	9	10	10	11	55
	1.40	10	10	10	12	16	17	19	20	11	13	13	14	15	15	16	9	9	10	11		59
	1.50	11	10	10	12	16	18	19	20	11	13	13	14	15	16	16	9	10	11			63
	1.60	11	10	10	12	16	18	19	20	12	13	14	14	15	16	17	9	10	11			67
	1.70	12	10	10	12	17	18	19	21	12	13	14	15	15	16	17	9	10				71
	1.80	12	10	10	12	17	18	19	21	12	13	14	15	15	16	17	9	10				75
	1.90	13	10	10	12	17	18	20	21	13	13	14	15	16	16	9	10					79
	2.00	13	10	10	12	17	18	20	21	13	14	14	15	16	17	9	10					83
	2.10	14	10	10	12	17	19	20	22	13	14	15	15	16	17	9						87
2.20	14	10	10	12	17	19	20	22	13	14	15	16	16	17	9						91	
2.30	15	10	11		18	19	21	22	13	14	15	16	17	17	10						94	
2.40																						

BOOSTER

MAX TURNS

PARAMETERS:

COMPACT		25
SHORT		26
LIGHT (LT)		40
STANDARD		41
STD WITH EASY LINK		41
OUTSIDE PRODUCT SPECS		
OUTSIDE ESW USER EFFORT		

FABRIC DENSITY: 320gsm
 FABRIC THICKNESS: 0.55mm
 WEIGHT BAR: D30 Bottom Rail
 MIN WIDTH = 458mm [18"]

Note: Pretruns + #TURNS MUST BE LESS THAN Max Turns









420gsm (12.39oz/yd²) FABRIC | THICKNESS: 0.55mm (0.022")

		WIDTH																				
		#TURNS	0.50	0.60	0.80	1.00	1.20	1.40	1.60	1.80	2.00	2.20	2.40	2.60	2.80	3.00	3.20	3.40	3.60	3.80	4.00	
DROP	m	4	10	10	12	15	16	10	10	11	11	12	12	7	8	8	8	9	9	9	10	20
		0.50	4	10	10	12	15	16	10	10	11	11	12	12	7	8	8	8	9	9	9	10
	0.60	5	10	10	12	15	16	10	10	11	11	12	13	7	8	8	9	9	9	10	11	24
	0.70	5	10	10	12	15	16	10	10	11	12	12	7	8	8	8	9	9	9	10	11	28
	0.80	6	10	10	12	15	17	10	10	11	12	12	7	8	8	8	9	9	9	11	11	31
	0.90	6	10	10	12	16	17	10	11	11	12	12	7	8	8	9	9	9	10	11	11	35
	1.00	7	10	10	12	16	17	10	11	11	12	13	7	8	8	9	9	9	10	11	12	39
	1.10	8	10	10	12	16	17	10	11	11	12	13	7	8	8	9	9	10	10	11	12	43
	1.20	8	10	10	12	16	17	10	11	12	12	13	7	8	9	9	9	10	10	11		47
	1.30	9	10	10	12	16	17	10	11	12	12	13	7	8	9	9	9	10	10			51
	1.40	9	10	10	12	16	17	11	11	12	13	13	7	8	9	9	10	10				55
	1.50	10	10	10	12	16	18	11	11	12	13	14	8	9	9	9	10	10				59
	1.60	11	10	10	12	17	18	11	11	12	13	14	8	9	9	10	10					63
	1.70	11	10	10	12	17	18	11	12	12	13	14	8	9	9	10	10					67
	1.80	12	10	10	13	17	18	11	12	13	13	14	8	9	9	10	10					71
	1.90	12	10	10	13	17	18	11	12	13	14	14	9	9	10	10						75
	2.00	13	10	10	13	17	19	11	12	13	14	15	9	9	10	10						79
	2.10	13	10	10	13	17	19	11	12	13	14	7	9	9	10							83
	2.20	14	10	10		18	19	12	12	13	14	7	9	10	10							87
	2.30	14	10	10		18	19	12	13	13	14	7	9	10								91
	2.40	15	10	11		18	11	12	13	14	15	9	9	10								94
			20	24	31	39	47	55	63	71	79	87	94	102	110	118	126	134	142	150	157	in

BOOSTER

MAX TURNS

PARAMETERS:

COMPACT		25
SHORT		26
LIGHT (LT)		40
STANDARD		41
HEAVY DUTY		38
HD WITH EASY LINK		38
OUTSIDE PRODUCT SPECS		
OUTSIDE ESW USER EFFORT		

FABRIC DENSITY: 420gsm
 FABRIC THICKNESS: 0.55mm
 WEIGHT BAR: D30 Bottom Rail
 MIN WIDTH = 458mm [18"]

Note: Preturns + #TURNS MUST BE LESS THAN Max Turns

500gsm (14.75oz/yd²) FABRIC | THICKNESS: 0.90mm (0.035")

		WIDTH																				
		#TURNS	0.50	0.60	0.80	1.00	1.20	1.40	1.60	1.80	2.00	2.20	2.40	2.60	2.80	3.00	3.20	3.40	3.60	3.80	4.00	
DROP	m	4	10	10	11	15	9	10	10	11	12	7	7	8	8	8	9	10	10	11	11	20
	0.50	5	10	10	11	16	9	10	11	11	12	7	7	8	8	9	9	10	10	11	12	24
	0.60	5	10	10	11	16	9	10	11	11	12	7	7	8	8	9	9	10	11	11	12	28
	0.70	6	10	10	11	16	9	10	11	12	12	7	8	8	9	9	9	10	11	12	13	31
	0.80	6	10	10	11	16	9	10	11	12	12	7	7	8	8	9	9	10	11	12	12	35
	0.90	7	10	10	11	16	10	11	11	12	12	7	8	8	9	9	9	10	11	12	13	39
	1.00	8	10	10	12	17	10	11	12	12	12	7	8	8	9	9	10	11	11	12	13	43
	1.10	8	10	10	12	17	10	11	12	13	13	7	8	8	9	9	10	11	12	13	14	47
	1.20	9	10	10	12	17	10	11	12	13	13	8	8	9	9	10	10	11	12	13	14	51
	1.30	9	10	10	12	17	11	11	12	13	13	8	8	9	9	10	10	11	12	13	14	55
	1.40	10	10	11	12	18	11	12	12	13	13	8	9	9	10	10	11	12	13	14	15	59
	1.50	11	10	11	13	18	11	12	13	14	14	8	9	9	10	10	11	12	13	14	16	63
	1.60	11	10	11	13	18	11	12	13	14	14	8	9	9	10	10	11	12	13	14		67
	1.70	12	10	12	13	18	11	12	13	14	14	8	9	9	10	11	11	12	14	15		71
	1.80	12	10	12	13	19	11	12	13	14	14	9	9	10	10	11	12	13	14			75
	1.90	13	10	12	13	19	12	13	14	14	14	9	9	10	10	11	12	13				79
	2.00	13	11	12	13	11	12	13	14	14	14	9	9	10	10	11	12	12				83
	2.10	14	11	12		11	12	13	14	14	14	9	9	10	11	11	12					87
	2.20	14	12	12		11	12	13	15	14	14	9	10	10	11	12	12					91
	2.30	15	12			11	13	14	15	14	14	9	10	10	11	12						94
2.40																					in	

BOOSTER

MAX TURNS

PARAMETERS:

COMPACT

LIGHT (LT)

STANDARD

HEAVY DUTY

HEAVY DUTY WITH EASY LINK

OUTSIDE PRODUCT SPECS

OUTSIDE ESW USER EFFORT

25

40

41

38

38

FABRIC DENSITY: 500gsm

FABRIC THICKNESS: 0.90mm

WEIGHT BAR: D30 Bottom Rail

MIN WIDTH = 458mm [18"]

Note: Pretruns + #TURNS MUST BE LESS THAN Max Turns