

AUTOMATE™ | ACRF6

Part #: MTACRF35-6

Description: AC Tubular motor with RF control.

Part #: MTACRF35-6LC

Description: AC Tubular motor with RF control w. long cable

FEATURES

- Recommended max shade size 120"x120"
- Leveling Control
- Simple limit setting and adjustment
- Favorite position
- 2-way RF communication
- New ARC™ protocol for simple programming
- "Slim Head" design minimizes light gap
- Low Noise Operation

TECHNOLOGIES



ELECTRONIC
LIMIT



LEVELING
CONTROL




FAVORITE
POSITION



433 MHz
BI-DIRECTIONAL



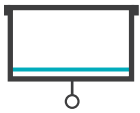
DIMENSIONS



SPECIFICATIONS

Voltage	110-120 A/C	IP Rating	IP44
Torque	6.0Nm	Limit Switch Type	Electronic
Max Run Time	4 Min	Amps	0.85A
Speed	33 RPM	Temp Working Range	32°F to 140°F [0°C to 60°C]
Radio Frequency	433.92 MHz	Insulation Class	III
RF Modulation	FSK	Sound Level	~44DB


APPLICATIONS



ROLLER SHADE



ROMAN SHADES



WOOD BLIND

COMPATIBLE SYSTEMS

- Skyline
- S45

COMPATIBLE TUBES

- 2"
- 40mm Octagonal (3rd party product)
- S45

ACCESSORIES

POWER SOLUTIONS	Descr: AC Grounding 3 Conductor Male Plug Part #: MTAC-FIELDPLUG		Descr: Crown & Drive Set for 35mm motor in 2.0" Rib tube Part #: MTCRDR-35-2
REMOTES & SWITCHES	Descr: Paradigm 1CH ARC™ Remote Part #: MTRF-REM-1	CROWN AND DRIVES	Descr: Crown & Drive Set for 35mm motor in 2.0" OCT tube Part #: MTCRDR-35-2-OCT
	Descr: Paradigm 15CH ARC™ Remote Part #: MTRF-REM-15		Descr: Crown & Drive Set for 35mm motor in S45 Tubes Part#: MTCRDR-35-S45
	Descr: RF White 1 Channel Decorator Wall Switch (Cut In) Part #: MTRF-WS-1C		Descr: Drive Adapt for 35/45 Motor using Somfy LT50 Drive Part #: MTDRA-LT50
	Descr: RF White 2 Channel Decorator Wall Switch (Cut In) Part #: MTRF-WS-2C	BRACKET ADAPTERS	Descr: Motor Adapter 25/28/35mm to SKY 6nm Part #: MTAD-252835-SL
	Descr: RF White 15 Channel Decorator Wall Switch (Cut In) Part #: MTRF-WS-15		Descr: Motor Adapter 25/28mm to SKY 12nm v2 White Part #: MTAD-25-28-SLV2W
	Descr: RF White 5 Channel Decorator Surface Mount Switch Part #: MTRF-WS5-FLUSH		Desc ; M40 H/D Universal Disc Adapter S45 White Part #: RB40-1402-069400
AUTOMATION DEVICES	Descr: Sun Sensor Part #: MTRF-SUNSENS		
	Descr: 1 Channel Dry Contact Input Module - 433 RF Part #: MTRF-DCIM-1C		
	Descr: ARC™ "Pulse" Wi-Fi to 433 - 2 way RF Bridge Kit Part #: MTRF-WIFIBRIDGE-KIT		

