








# NEW PRODUCTS | EASY SPRING AIR – BALANCED SPRING SYSTEM

DESCRIPTION	CODE	PACK SIZE	COLOR	PICTURE
Easy Spring Air - MINI w Adjust - 1.5" LH - WHT	RB12-3831-xxx038	10 EA	White (069) Black (050)	
Easy Spring Air - LIGHT w Adjust - 1.5" LH - WHT	RB12-3832-xxx038	10 EA	White (069) Black (050)	
Easy Spring Air - MED w Adjust - 1.5" LH - WHT	RB12-3833-xxx038	10 EA	White (069) Black (050)	
Easy Spring Air - HEAVY w Adjust - 1.5" LH - WHT	RB12-3834-xxx038	10 EA	White (069) Black (050)	
Easy Spring Air - Tension Lock - 1.5"	RB12-3835-503038	50 EA	Orange (503)	
Easy Spring Air - PreTension Tool	RB12-3836-025000	25 EA	Silver (025)	
Easy Spring Air - Spanner Tool	RB12-3837-025000	25 EA	Silver (025)	

**AVAILABLE: MARCH 2023**

## FEATURES & BENEFITS

### PRODUCTION / INSTALLATION FEATURES

- Quick and easy to manufacture and tension
- Just 3 adjustable spring sizes
- Tension lock to ensure tension is not lost during shipping or installation
- Works with ESU limiter for an optional top limit



### FUNCTIONAL BENEFITS

- Childsafe cordless system
- CPSC / Health Canada / WCMA compliant
- Manually place the shade to the desired height
- Works with Skyline universal bracket system
- Optimize tension by hand while shade is on the bracket
- Minimum shade width = 16"
- Maximum shade width = 96" (limited by 1.5" tube capacity)
- Maximum shade drop = 118"
- Compatible with 1.5" tubes, limiters, and pin ends
- Compatible with Cassette 100, Cassette 120, Square Cassette 110, CF90, P95, and Skyline fascia systems