
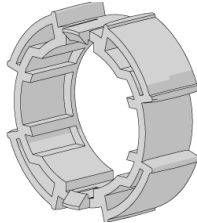


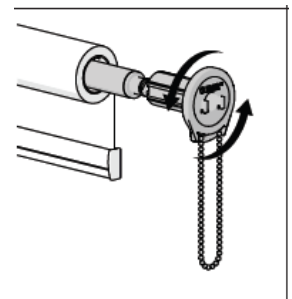
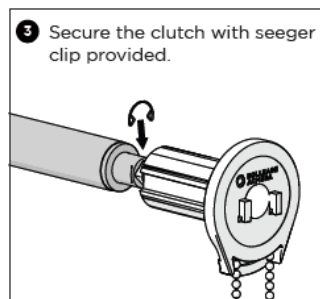

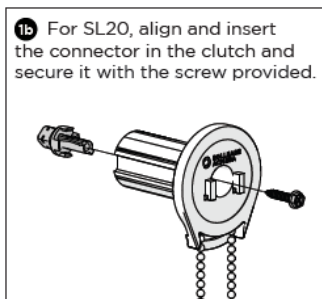
NEW PRODUCT | SL20 SPRING ASSIST BOOSTER

PRODUCT DETAILS		
DESCRIPTION.	Spg Asst Booster w Connector SL20 1.5"	2" Adapter for RB04 1.5" Booster White
CODE.	RB04-3820-069002 (RH Std) RB04-3820-570001 (LH Std) RB04-3821-338002 (RH HD) RB04-3821-393001 (LH HD)	RB09-0503-069050
SO Multiple.	5 EA	25 EA
LIST PRICE.	Refer to catalog	Refer to catalog
COLOUR / FINISH.	White (RH Std), Yellow (LH Std), Gray (RH HD), Blue (LH HD)	White
IMAGE.		
USE WITH.	Skyline SL20 clutch	SL20 Spring Assist Booster
AVAILABLE.	September 2025	September 2025

FEATURES & BENEFITS

PRODUCTION / INSTALLATION FEATURES

- Clutch and connector held together by screw (connection must be tight). Included clip snaps connector onto booster.
- Partially insert booster and turn clutch to add tension. Then, fully insert into tube.



FUNCTIONAL BENEFITS

- Spring assist lowers user effort by 40%
- Fits into 1.5" tube, and 2" tube using adapter.

AESTHETIC FEATURES

- Color coded to identify booster
 - White (Right Hand, Standard)
 - Yellow (Left Hand, Standard)
 - Gray (Right Hand, Heavy Duty)
 - Blue (Left Hand, Heavy Duty)