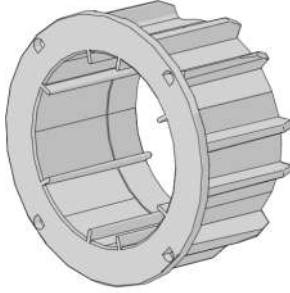


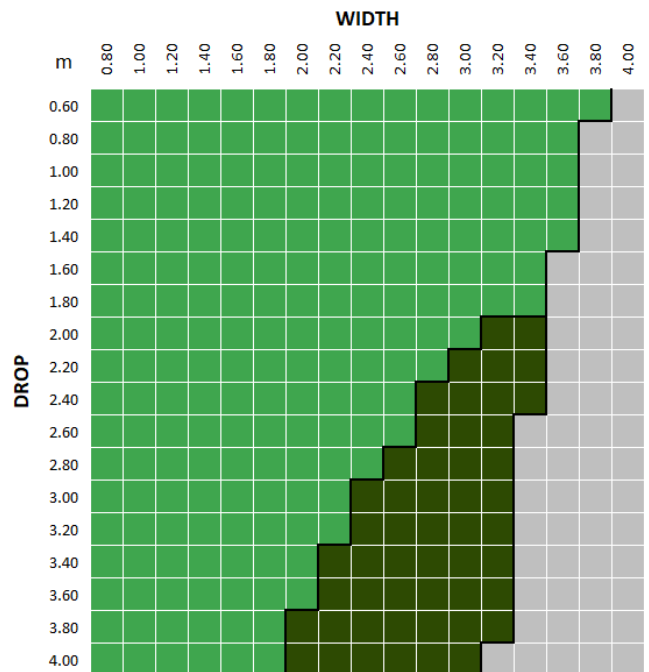
NEW PRODUCT | S45 to S60 Adaptor



PRODUCT DETAILS	
DESCRIPTION.	S45 to S60 Tube Adaptor
CODE.	RB09-0501-050060 RB09-0501-069060
PACK SIZE.	25 200 Pieces
PRICE.	Log in to view pricing
COLOUR / FINISH.	Black 050, White 069
IMAGE.	
USE WITH.	RB09 Winder & Idler, S60 STD Tube
AVAILABLE.	May 2023

FEATURES & BENEFITS

- Economically increase shade widths utilising S45 hardware.
- Compatible with RB09 Chain Winders with S45 Spring Assist.
 - Requires S45 Spring Tail Adaptor – SB11-0105-050045
- Compatible with 3Nm & 6Nm motors with S60 adaptors.
 - S60 Drive Wheel - RB56-0105-050502
 - S60 Crown - RB56-0136-050508
 - Crown Adaptor - MTCA-35-45
- Use with S60 Taped Tube in 3.6m lengths for reduced wastage.
 - RB91-6260-000360
- Adds 2mm per side to standard deductions.
- Refer System Reference Guide for additional information.

SYSTEM CAPACITY CHART



BOOSTER	
RECOMMENDED	
REQUIRED	
*OUTSIDE SPECIFICATIONS	

PARAMETERS:
 FABRIC DENSITY: 390gsm
 FABRIC THICKNESS: 0.6mm
 WEIGHT BAR: D30 Bottom Rail
 TUBE DEFLECTION: 1.05mm/m