

AUTOMATE | Li-ion Q10

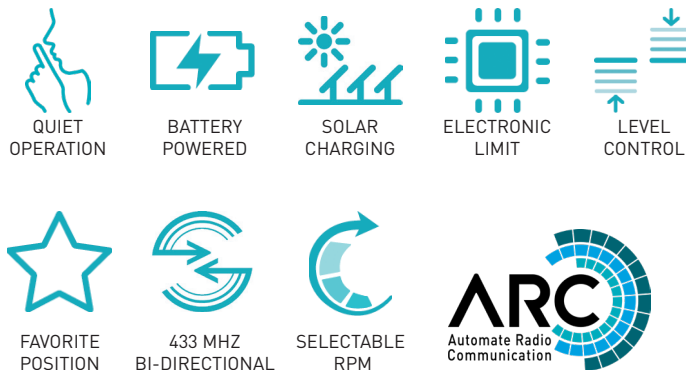
Part #: MTDCBRF45-10

Description: DC Tubular motor with in-built Lithium-ion rechargeable battery

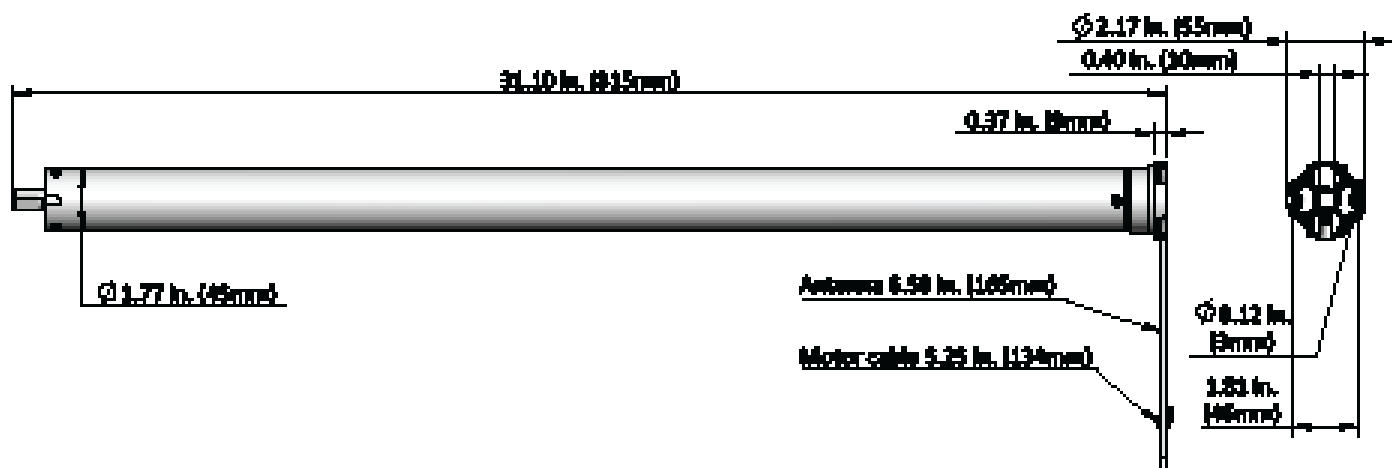
FEATURES

- Leveling Control - Allows you to quickly level a group of motors to same position
- Simple Limit adjustment from the remote control
- Favorite position setting from the remote
- 3 operational speed settings available
- 2 way RF communication allows users to see the shade position on the Pulse App 2
- Rechargeable built in Li-ion battery
- Up to 500 up & down cycles, per charge
- Optional Solar powered charger
- New ARC protocol for simple programming

TECHNOLOGIES



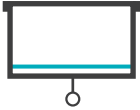
DIMENSIONS



SPECIFICATIONS

Voltage	12	IP Rating	IP44
Torque	10.0Nm	Limit Switch Type	Electronic
Max Run Time	10 Min	Amps	1.75A
Speed	9 RPM (Adjustable to 8 or 6)	Battery Size/Type	4400mAH
Radio Frequency	433.92 MHz	Temp Working Range	32°F to 140°F (0°C to 60°C)
RF Modulation	FSK	Insulation Class	III
Sound Level	-42DB		

APPLICATIONS



ROLLER SHADE



ROMAN SHADE

COMPATIBLE SYSTEMS

- S60
- S80

COMPATIBLE TUBES

- S60
- S80

ACCESSORIES

CHARGING SOLUTIONS	2V Li-ion Charger - AU Part #: MTDCB-CHARGE-EU Li-ion Solar Panel Charger - 1.5W Part #: MTSOLPAN-B	CROWN AND DRIVES	AUTOMATE Crown Wheel S60 / 60STD Tube Part #: RB56-0136-050508 AUTOMATE Crown Wheel S60 / 80STD Tube Part #: RB56-0105-050502 AUTOMATE Crown Wheel - 63mm Part #: RE01-0663-050518 AUTOMATE Drive Wheel Set S60 Part #: MTCRDR-45-2SW M50 Drive Wheel S60 Part #: MTCRDR-45-2.5 AUTOMATE Drive Wheel Clip Part #: MTCRDR-45-3.25
EXTENSION CABLES	12V Li-ion Charger Cable ext 96"/2440mm Part #: MTDCB-CBLXT96 12V Li-ion Charger Cable ext 48"/1220mm Part #: MTDCB-CBLXT48 12V Li-ion Charger ext 6"/155mm Part #: MTDCB-CBLXT6	BRACKET ADAPTERS	AUTOMATE Adapter Set S60 Part #: RB56-0701-xxx508 AUTOMATE SLIM Adapter Set S60 Part #: RB56-0701-xxx518 AUTOMATE SLIM Motor Head Plate S60 Part #: RB56-0711-xxx519
REMOTES & SWITCHES	Paradigm 1CH ARC Remote Part #: MTRF-REM-1C Paradigm 15CH ARC Remote Part #: MTRF-REM-15		
AUTOMATION DEVICES	Sun Sensor Part #: MTRF-SUNSENS 1 Channel Dry Contact Input Module - 433 RF Part #: MTRF-DCIM-1C ARC "Pulse" Wi-Fi to 433-2 way RF Bridge Kit Part #: MTRF-PULSE-EU		