



**ROLLESE
ACMEDA**

CONTENTS

Rollese Acmeda

Rollers	02
Romans	78
Outdoor Shades	95

Automate

Texstyle

RUNOUT: Only available while stock lasts
INDENT: Non stocked item. Lead times apply

The prices contained in this catalog are subject to variation by Rollese Acmeda at any time in its complete discretion. Rollese Acmeda does not guarantee the availability or stock levels of the products listed.

The prices quoted do not include G.S.T
As per Rollese Acmeda's standard trading terms and conditions

ROLLERS

EASY SPRING SERIES

Easy Spring Air	3
Easy Spring Ultra	5
Easy Spring Wand	7
Easy Spring Plus	11

SKYLINE

Skyline	13
Skyline Easy Link and Infinite Adjuster	21
Skyline Bottom Up	23
S45/RB09 Chainwinder System	27
S45/RB05 Crank Gear System	39
S45/RB40 Motorized System	31
S45 Easy-Link™ & Uni-Joint System	35
S45 Internal Wire Guide System	37

R-SERIES

R-Series	39
----------	----

CHAINS, CORDS, SAFETY, HEM BARS & ACCESSORIES

Chains & Cords	45
Safety Accessories	46
Chains Shield	47
Fabric Wrap Hem Bar	48
Hem Bars & Accessories	49

CASSETTE

Cassette 80/100/120	51
Square Cassette 110	53

P95 SEMI CASSETTE

P95 Semi Cassette	55
-------------------	----

CF90

CF90 Cassette Fascia System	57
CF90 Edge Light Block System	61

S60

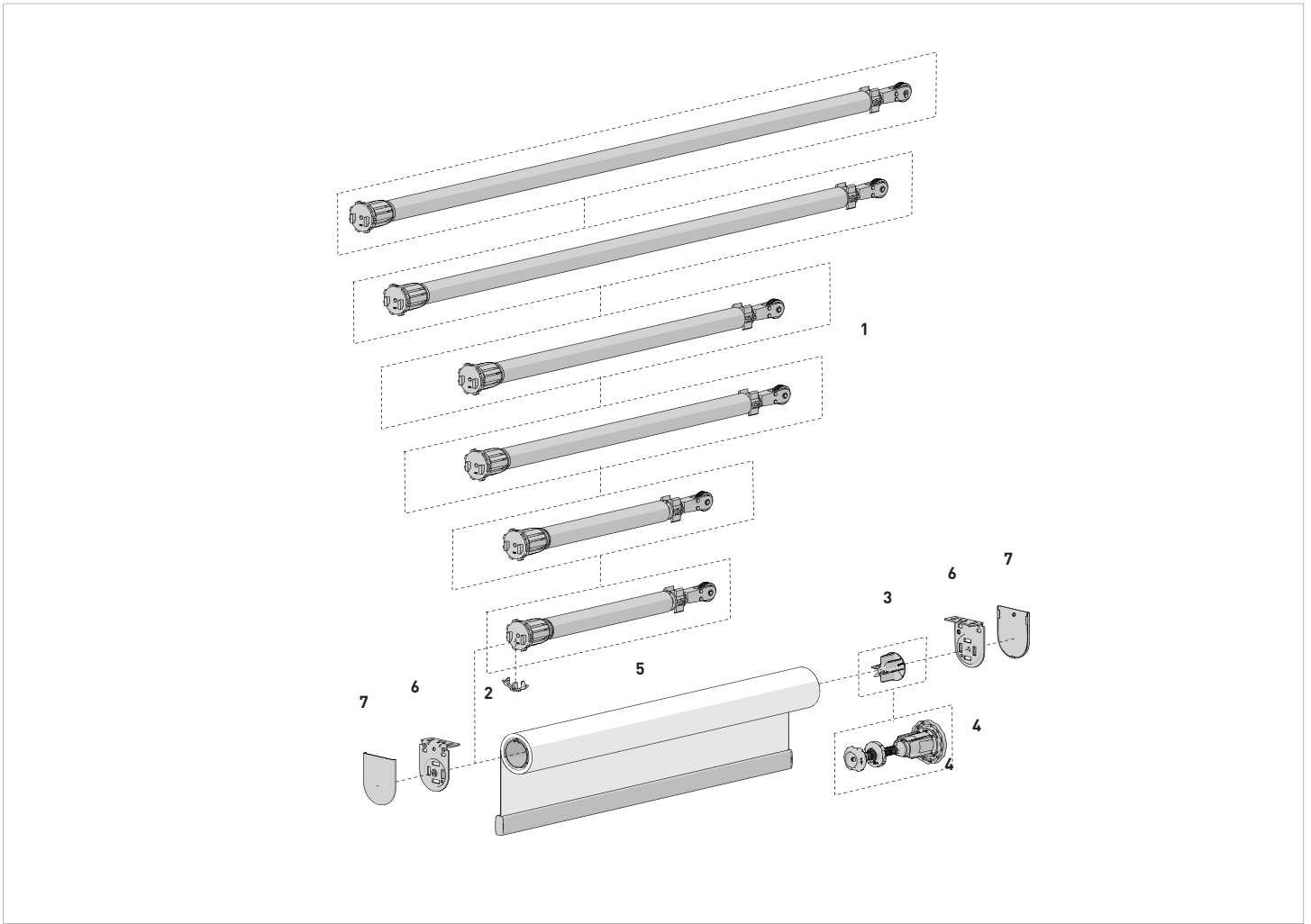
S60 Motorized System	63
S60 Multi-Link & Uni-Link System	67

CONTRACT


Contract	69
----------	----

SKYLIGHT

Skylight Zipscreen	73
--------------------	----



COLOR RANGE



White Black

PRODUCT OPTIONS

MKII MOUNTING RAIL p.20
 For quick installation

A diagram showing the MKII mounting rail assembly, which includes a long rail with several rollers and mounting brackets attached.

SYSTEM UPGRADES

CASSETTE 100/120 p.51
 Round cover

A diagram of a roller assembly with a curved, round cover (cassette) attached to the top.

SQUARE CASSETTE 110 p.53

A diagram of a roller assembly with a flat, square cover (cassette) attached to the top.

CF90 CASSETTE FASCIA SYSTEM p.57

A diagram of a roller assembly with a wide, flat fascia cover (cassette) attached to the top.

SKYLINE FASCIA SYSTEM p.20

A diagram of a roller assembly with a wide, flat fascia cover (cassette) attached to the top, similar to the CF90 system but with a different profile.

P95 SEMI CASSETTE p.55

A diagram of a roller assembly with a semi-cassette cover (cassette) attached to the top.

EASY SPRING AIR LH BOOSTER

1



TYPE	1-1/2" LH Micro	1-1/2" LH Mini	1-1/2" LH Small
CODE	RB12-3828-xxx038	RB12-3831-xxx038	RB12-3829-xxx038
PACK	10	10	10

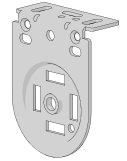
TYPE	1-1/2" LH Light	1-1/2" LH Medium	1-1/2" LH Heavy
CODE	RB12-3832-xxx038	RB12-3833-xxx038	RB12-3834-xxx038
PACK	10	10	10

COLOR. Black (050), White (069)

LX SKYLINE BRACKET

6

TYPE	40mm	55mm
CODE	SL01-0306-xxx040	SL01-0306-xxx055
PACK	50	50

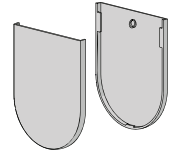


COLOR. Black (050), White (069), Zinc (025)
USE WITH. LX Bracket Covers

LX BRACKET COVERS

7

TYPE	40mm	55mm
CODE	RB08-4151-xxx040	RB08-4151-xxx055
PACK	25	25



COLOR. Black (050), White (069)
USE WITH. LX Brackets

TENSION LOCK

2

CODE	RB12-3835-503038
PACK	50



COLOR. Orange (503)

PRETENSION TOOL

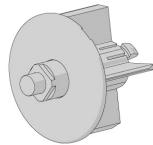
CODE	RB12-4530-025000
PACK	25



SKYLINE PIN END 1-1/2"

3a

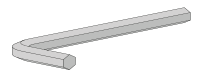
CODE	SLPEV653xx
PACK	25



COLOR. Black (BK), White (W)

SPANNER TOOL

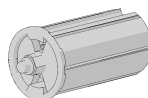
CODE	RB12-3837-025000
PACK	25



SKYLINE HEAVY DUTY PIN END 1-1/2"

3b

CODE	SLPEHD53xx
PACK	25

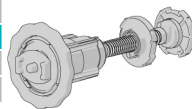


COLOR. Black (BK), White (W)

SINGLE LIMITER | UNIVERSAL

4

TYPE	1-1/2" - Standard	1-1/2" Short
CODE	RB12-6101-xxx038	RB08-6102-xxx038
PACK	10	10

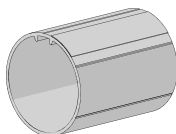


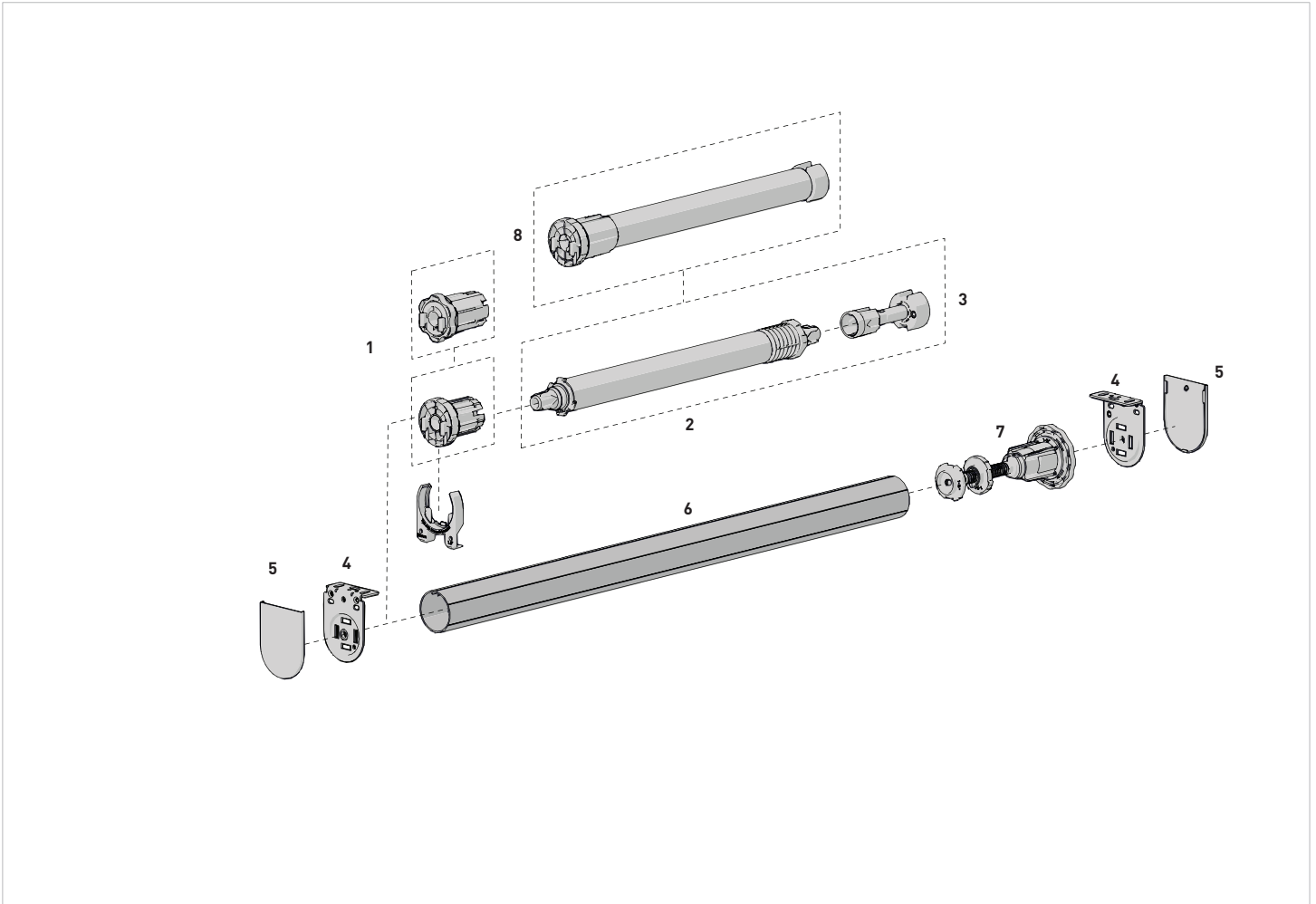
COLOR. Black (050), White (069)

TUBE ALUMINUM 1-1/2" TAPED 16 FT.

5

CODE	RTEA4T16
PACK	8






COLOR RANGE




White

PRODUCT OPTIONS

MKII MOUNTING RAIL p.20
For quick installation



SKYLINE EASY-LINK™ SYSTEM p.21
For wider spans




SKYLINE PRE-TENSIONING CLIP p.-

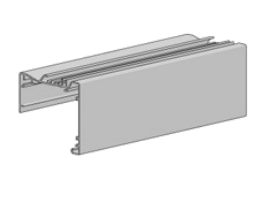


SYSTEM UPGRADES

CASSETTE 100/120 p.56
Round cover



SQUARE CASSETTE 110 p.53



CF90 CASSETTE FASCIA SYSTEM p.58



SKYLINE FASCIA SYSTEM p.17

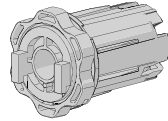


P95 SEMI CASSETTE p.56



ESU SKYLINE CONTROL W/ TENSION ADJ 1.5" | WHT


TYPE	1-1/2" White
CODE	RB12-3870-069038
PACK	10



COLOR. White [069]
USE WITH. Booster Universal


STANDARD BRACKET SET 1-1/2"

TYPE	1-1/2"
CODE	SLB660xx
PACK	50



COLOR. Zinc, Black [BK], Bronze [BZ], Gray [G], Vanilla [V], White [W]

BOOSTER UNIVERSAL



TYPE	Short S38 1-1/2"	Light S38 1-1/2"	Standard S38 1-1/2"
CODE	RB12-3800-269038	RB12-3801-069038	RB12-3802-338038
PACK	5	5	5

USE WITH. Soft Lift Decelerator, Spring Control

SKYLINE BRACKET COVER

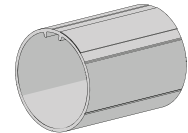
TYPE	1-1/2"
CODE	SLBCxx
PACK	50



COLOR. Black [BK], Brown [BR], Gray [G], Vanilla [V], White [W]

TUBE ALUMINUM 1-1/2" TAPED 16' FT.

TYPE	1- 1/2" x 16 ft.
CODE	RTEA4T16
PACK	8



COLOR. Mill

COMPACT BOOSTER

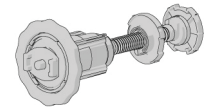
TYPE	Compact 38mm 1-1/2"
CODE	RB12-3805-xxx038
PACK	5



COLOR. White [069], Gray [338]

SINGLE LIMITER | UNIVERSAL

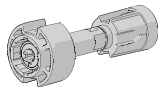
TYPE	Single Stop 1-1/2"
CODE	RB12-6101-069038
PACK	10



COLOR. White [069]

SOFT LIFT DECELERATOR

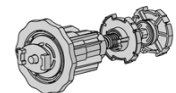
TYPE	S38/ 1-1/2" LH Blue
CODE	RB12-7111-393038
PACK	10



USE WITH. Booster Universal

SINGLE STOP LIMITER | SHORT

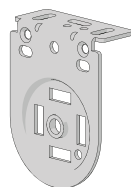
TYPE	Short Limiter 1-1/2"
CODE	RB12-6102-069038
PACK	10



COLOR. White [069]

LX SKYLINE BRACKET

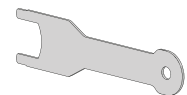
TYPE	40mm	55mm
CODE	SL01-0306-xxx040	SL01-0306-xxx055
PACK	50	50



COLOR. Zinc [025], Black [050], White [069], Gray [338]

RB12 BOOSTER PRE-TENSION TOOL FOR ESU

CODE	RB12-4530-025000
PACK	1

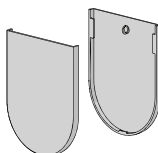


USE WITH. Compact Booster, Spring Control

LX BRACKET COVERS

40mm & 55mm Projection

TYPE	40mm	55mm
CODE	RB08-4151-xxx040	RB08-4151-xxx055
PACK	25	25



COLOR. Black [050], White [069], Gray [338]
USE WITH. LX Brackets

ESU SKYLINE PRE-TENSION RETAINING CLIP 1-1/2"

CODE	RB12-3812-503038
PACK	50



COLOR. Orange [503]
USE WITH. Spring Control, Compact Booster

4b

2

5b

6

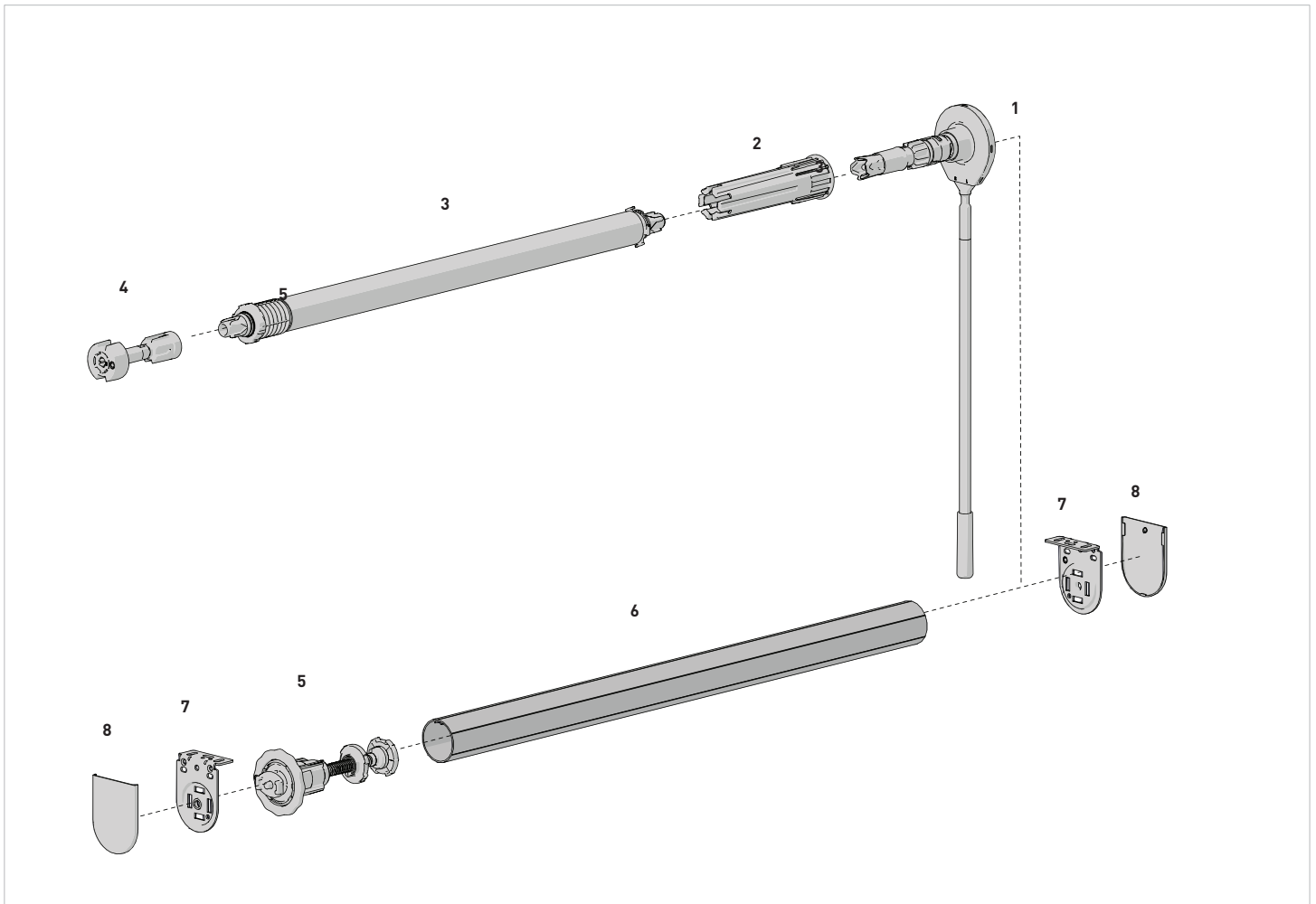
8

7b

3

4a

5a




COLOR RANGE




Pure White

PRODUCT OPTIONS

MKII MOUNTING RAIL p.13
For quick installation




EASY-LINK™ SYSTEM p.21
For wider spans




SYSTEM UPGRADES

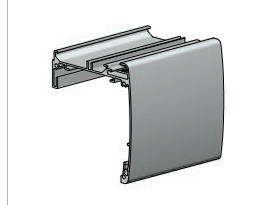
CASSETTE p.51
Round cover



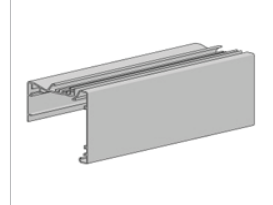
CF90 CASSETTE FASCIA SYSTEM p.58



P95 SEMI CASSETTE p.56



SQUARE CASSETTE 110 p.53



EASY SPRING WAND CONTROL+WAND | LH (BLUE) WHT

1



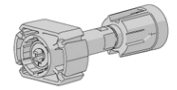
TYPE	LH Blue Collar	RH Red Collar
CODE	RB12-3511-069090	RB12-3521-069090
PACK	10	10

COLOR. White (069), Black (050)

USE WITH. Easy Spring Wand, Booster Connector

SOFT LIFT DECELERATOR

4



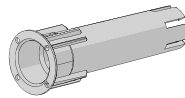
TYPE	S38/ 1-1/2" RH Red	S38/ 1-1/2" LH Blue
CODE	RB12-7112-190038	RB12-7111-393038
PACK	10	10

TYPE	S45 RH Red	S45 LH Blue
CODE	RB12-7112-190045	RB12-7111-393045
PACK	10	10

USE WITH. Booster

BOOSTER CONNECTOR | 1-1/2" (38MM) WHT

2



TYPE	1-1/2" (38mm)	S45 (45mm)
CODE	RB12-3810-069038	RB12-4510-069045
PACK	10	10

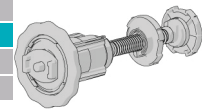
COLOR. White (069)

USE WITH. Easy Spring Wand Control, Booster

SINGLE LIMITER | UNIVERSAL

5

TYPE	1-1/2" (38mm)	S45
CODE	RB12-6101-069038	RB12-6101-069045
PACK	10	10

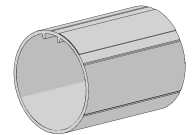


COLOR. White (069)

TUBE ALUMINUM 1-1/2" TAPED 16' FT


6a

TYPE	1- 1/2" x 16 ft.
CODE	RTEA4T16
PACK	8



BOOSTER UNIVERSAL

3



TYPE	Short S38	Light S38	Standard S38
CODE	RB12-3800-269038	RB12-3801-069038	RB12-3802-338038
PACK	5	5	5

TYPE	Short S45	Light S45	Standard S45
CODE	RB12-4500-269045	RB12-4501-069045	RB12-4502-338045
PACK	5	5	5


USE WITH. Booster Connector, Soft Lift Decelerator

T-SPLINE ALUMINUM TUBE | S45 - LIGHT

6b

O.D 43.0MM X 16 FT. (4.87M)

TYPE	With D/S Tape	No Tape
CODE	RB93-6443-000490	RB93-0443-000490
PACK	10	10



COLOR. Mill (000)


USE WITH. RB09 Chainwinder, Small Crank Gear, Easy-Lock Auto Idler S45, T-Spline

T-SPLINE ALUMINUM TUBE | S45 - STANDARD

6c

O.D 44.0MM X 16 FT. (4.87M)

TYPE	With D/S Tape	No Tape
CODE	RB93-6444-000490	RB93-0444-000490
PACK	10	10



COLOR. Mill (000)


USE WITH. RB09 Chainwinder, Small Crank Gear, Easy-Lock Auto Idler S45, T-Spline

T-SPLINE ALUMINUM TUBE | S45 - HEAVY DUTY

6d

O.D 49.0MM X 16 FT. (4.87M)

TYPE	With D/S Tape	No Tape
CODE	RB93-6449-000490	RB93-0449-000490
PACK	6	6

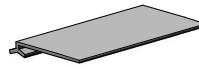


COLOR. Mill (000)

USE WITH. RB09 Chainwinder, Small Crank Gear, Easy-Lock Auto Idler S45, T-Spline

T-SPLINE-SLIDE-ON 18MM TAIL X 200M (656FT.) ROLL

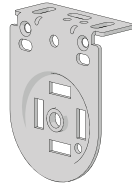
CODE	RB92-0404-311215
PACK	1



COLOR. Light Grey [311]
 USE WITH. S45 Tubes

LX SKYLINE BRACKET | 40MM PROJECTION WHT

CODE	SL01-0306-069040
PACK	50

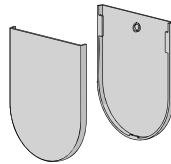


COLOR. White [069]


LX BRACKET COVERS

40mm & 55mm Projection

TYPE.	40mm	55mm
CODE	RB08-4151-xxx040	RB08-4151-xxx055
PACK	25	25



COLOR. White [069], Black [050]



COLOR RANGE




White

SYSTEM UPGRADES

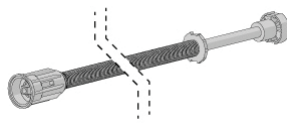
CASSETTE 100/120
Round cover

p.51



EASYSFG PLUS SPRING LH 1-1/2" (38MM)

1



TYPE	1.2 x 300mm
CODE	RE0080400
PACK	25

TYPE	1.5 x 450mm	1.7 x 550mm	1.1x 180mm
CODE	RE0080500	RE0084400	RE0084910
PACK	25	25	25

COLOR. White

EASY SPRING PLUS PRE-ROTATION TOOL

-

CODE	RE0084200
PACK	1

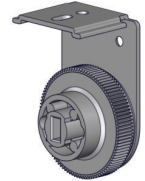


COLOR. White

EASY SPRING PLUS CASSETTE BRACKET 1-1/2" (38mm)

5c

CODE	RE0084710
PACK	50

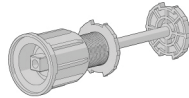


COLOR. White

EASYSFG PLUS STOP RH 1-1/2" (38MM)

2

TYPE	Short
PRICE	
CODE	RE0084810
PACK	25

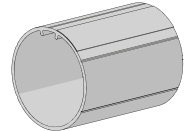


COLOR. White

ALUMINUM TUBE 1-1/2" TAPED 16 ft. (4.87m) Piece

6


TYPE	1- 1/2" x 16 ft.
CODE	RTEA4T16
PACK	8



EASYSFG PLUS HEADRAIL SINGLE SYSTEM

3

TYPE	16 ft. Length
CODE	RE0080110
PACK	12

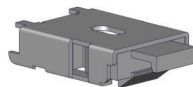


COLOR. White

MOUNTING BRACKETS FOR HEADRAIL

4

CODE	RE0080200
PACK	100




COLOR. Silver

BRACKET WITH ADJUSTER WHEEL FOR SINGLE SHADES

5a

CODE	RE0080710
PACK	50

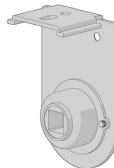


COLOR. White

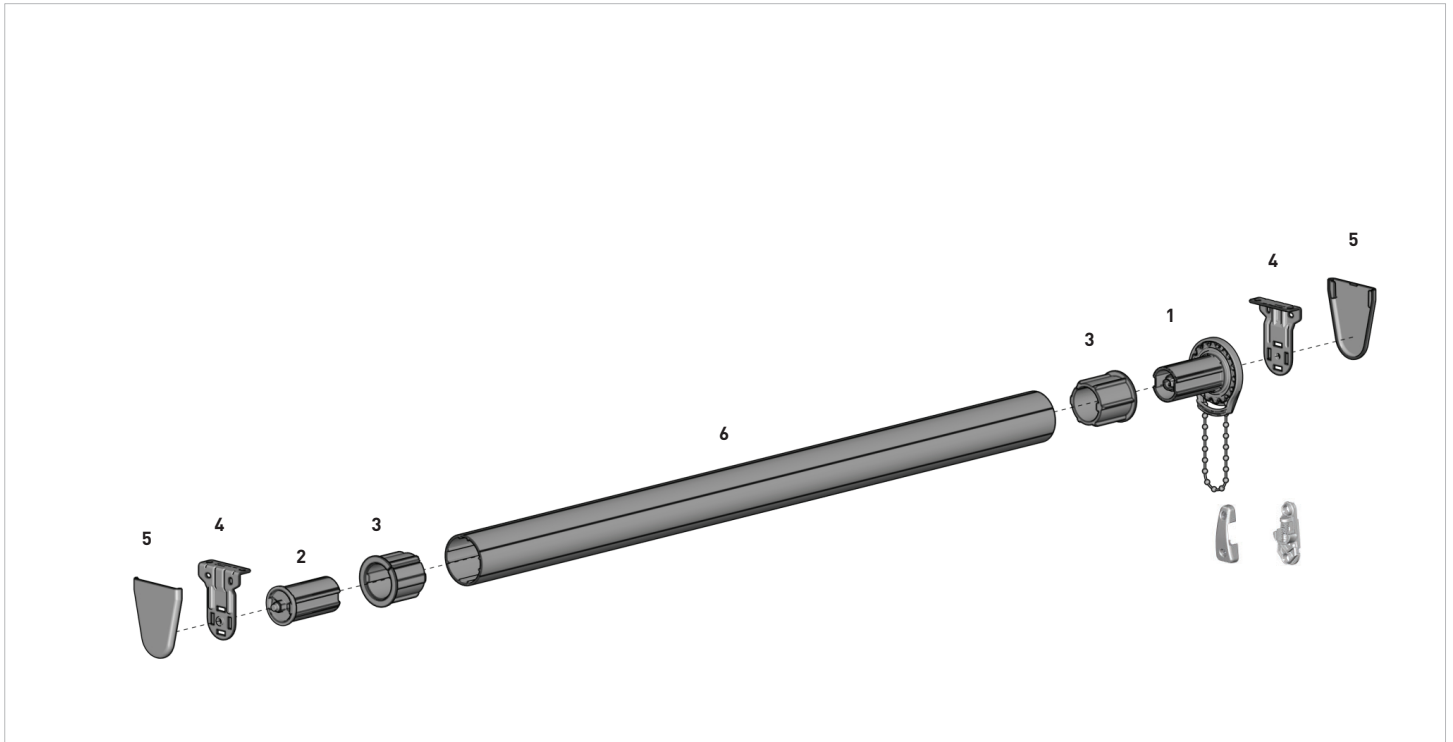
BRACKET WITH SIDE ADJUSTER FOR SINGLE SHADES

5b


CODE	RE0084610
PACK	50



COLOR. White



COLOR RANGE



PRODUCT OPTIONS

GALAXY SKYLINE GEARED CLUTCH p.14
For heavier shades

A diagram showing the Galaxy Skyline Geared Clutch mechanism, which consists of a gear clutch housing and two gears.

SPRING ASSIST GEARED CLUTCH p.14
For lifting heavier shades

A diagram showing the Spring Assist Geared Clutch mechanism, which includes a spring assist component integrated into the geared clutch housing.

DOUBLE BRACKETS p.16
For dual day/night shades

A diagram showing the Double Brackets mechanism, which consists of two brackets mounted on a roller tube to support dual day/night shades.

EASY-LINK™ SYSTEM p.21
For wider spans

A diagram showing the Easy-Link System mechanism, which features a roller tube with a central link for wider spans.

AUTOMATE™ MOTORIZATION p.142

A diagram showing the Automate™ Motorization unit, which is a rectangular motor housing with up and down arrows on its front panel.

CHAIN SHIELD p.47

A diagram showing the Chain Shield component, which is a vertical rectangular shield designed to protect the chain from damage.

SYSTEM UPGRADES

SKYLINE SQUARE FASCIA p.17
Square cover

A diagram showing the Skyline Square Fascia component, which is a square-shaped cover for the roller tube.

CASSETTE p.51
Round and Square Covers

A diagram showing the Cassette component, which is a curved cover designed to house the roller tube and chain.

CONTRACT POCKET p.69
Enclosed square cover

A diagram showing the Contract Pocket component, which is an enclosed square cover for the roller tube.

CONTRACT SIDE CHANNELS p.71
For light blackout

A diagram showing the Contract Side Channels component, which are channels designed to provide light blackout.

CF90, P95 & MKII MOUNTING RAIL p.58
With Use of LX Bracket

A diagram showing the Mounting Rail component, which is a horizontal rail used for mounting the roller blind system.

SL10 CLUTCH

* Available in White and Black Only



1

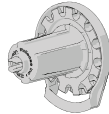
TYPE	1" Colors Below	1-1/8" Colors
CODE	SL10H02xx	SL10H01xx
PACK	25	25

TYPE	1" Exterior *	1-1/8" Exterior*	1-1/8"Satin Nickel	1-1/8" Ant. Bronze
CODE	SL10H01xxEXT	SL10H02xxEXT	SL10H01SN	SL10H01AB
PACK	25	25	25	25

COLOR. White (W), Vanilla (V), Gray (G), Brown (BR), Black (BK)

SL15 CLUTCH

1




TYPE	1-1/8" Colors Below	1-1/8" Exterior Colors	1-1/8" Satin Nickel
CODE	SL15H01xx	SL15H01xxEXT	SL15H01SN
PACK	25	25	25

TYPE	1-1/8" Antique Bronze
CODE	SL15H01AB
PACK	25

COLOR. White (W), Vanilla (V), Gray (G), Brown (BR), Black (BK),

SL20 CLUTCH

* Available in White and Black Only



1

TYPE	1-1/2" Colors Below	1-1/2" Exterior Colors*
CODE	SL20H53xx	SL20H53xxEXT
PACK	25	25

TYPE	1-1/2" Satin Nickel	1-1/2" Antique Bronze
CODE	SL20H53SN	SL20H53AB
PACK	25	25

COLOR. White (W), Vanilla (V), Gray (G), Brown (BR), Black (BK),

LOCKING RETAINING SPEARS

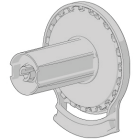
TYPE	SL10-SL15 Black	SL20 Black
CODE	RE0030420	RE0030520
PACK	25	25



COLOR. Black

SL30 CLUTCH

* Available in White and Black Only



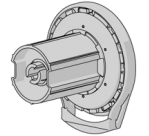
1

TYPE	1-1/2" Colors Below	1-1/2" Exterior Colors*
CODE	SL30H53xx	SL30H53xxEXT
PACK	25	25

COLOR. White (W), Black (BK)

G200 GALAXY SKYLINE GEARED CLUTCH

1

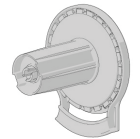


TYPE	1-1/2"	1-1/2" Antique Bronze	1-1/2" Satin Nickel
CODE	RGALHxx	RGALHAB	RGALHSN
PACK	25	25	25

COLOR. White (W), Black (BK)

G400 GALAXY SKYLINE GEARED CLUTCH

1



TYPE	1-1/2" Colors Below	1-1/2" Exterior
CODE	RGAL400Hxx	RGAL400HxxEXT
PACK	25	25

COLOR. White (W), Black (BK)

G200 SKYLINE SPRING ASSIST GEARED CLUTCH

1




TYPE	36" Left	36" Right
CODE	RGALSAH36Lxx	RGALSAH36Rxx
PACK	6	6

TYPE	45" Left	45" Right
CODE	RGALSAH45Lxx	RGALSAH45Rxx
PACK	6	6

COLOR. White (W), Black (BK)
USE WITH. 1-1/2" and 2" tube only

SKYLINE ADAPTER

* Available in White and Black Only



3


TYPE	1-1/4" Colors Below	1-1/2" Colors Below
CODE	SLA03xx	SLA53xx
PACK	25	25

TYPE	40mm Colors Below*	43mm Colors Below*
CODE	SLA40xx	SLA43xx
PACK	25	25

COLOR. White (W), Vanilla (V), Gray (G), Brown (BR), Black (BK)

G400 SKYLINE SPRING ASSIST GEARED CLUTCH

1



TYPE	36" Left	36" Right
CODE	RGAL400SAH36Lxx	RGAL400SAH36Rxx
PACK	6	6


TYPE	45" Left	45" Right
CODE	RGAL400SAH45Lxx	RGAL400SAH45Rxx
PACK	6	6

COLOR. White (W), Black (BK)
USE WITH. 2-1/2" tube only

SKYLINE PIN END

2

(* Available in White and Black Only)
(** Available in White, Vanilla and Black Only)



TYPE	1" Colors Below*	1-1/8" Colors Below**	1-1/4" Colors Below
CODE	SLPEV02xx	SLPEV01xx	SLPEV03xx
PACK	25	25	25

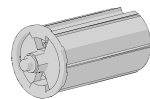
TYPE	1-1/2" Colors Below	40mm Colors Below*	43mm Colors Below*
CODE	SLPEV653xx	SLPE40xx	SLPE43xx
PACK	25	25	25

COLOR. White (W), Vanilla (V), Gray (G), Black (BK)

SKYLINE HEAVY DUTY PIN END

2

(Recommended for all Automate™ applications)



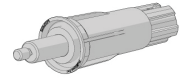
TYPE	1-1/2" Colors Below	1-1/2" Satin Nickel	1-1/2" Antique Bronze
CODE	SLPEHD53xx	SLPEHD53SN	SLPEHD53AB
PACK	25	25	25

COLOR. White (W), Vanilla (V), Gray (G), Brown (BR), Black (BK)

MOTOR SHADE IDLER SILENT PIN

3

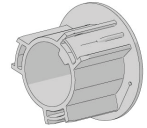
TYPE	2" Black
CODE	MSPE5BK
PACK	10



COLOR. Black (BK)

ADAPTERS

3



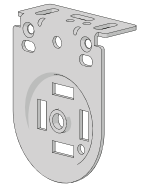
TYPE	2" Natural	2" Black	2" Satin Nickel
CODE	RA2	RA2BK	RA2SN
PACK	50	50	50

TYPE	2" Antique Bronze	2-1/2" & 3-1/4" Natural	2-1/2" & 3-1/4" Black
CODE	RA2AB	RA25	RA25BK
PACK	50	10	10

LX SKYLINE BRACKET

4

TYPE	40mm	55mm
CODE	SL01-0306-xxx040	SL01-0306-xxx055
PACK	50	50



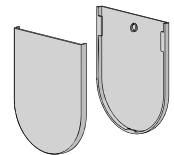
COLOR. Zinc (025), Black (050), White (069), Gray (338)

LX BRACKET COVERS

40mm & 55mm projection

5

TYPE	40mm	55mm
CODE	RB08-4151-xxx040	RB08-4151-xxx055
PACK	25	25



COLOR. Black (050), White (069), Gray (338)
USE WITH. LX Brackets

SKYLINE BRACKET

4



TYPE	1-1/2" Plated	1-1/2" Colors Below	1-1/2" Exterior
CODE	SLB660	SLB660xx	SLB660EXT
PACK	50	50	50

COLOR. White (W), Vanilla (V), Gray (G), Bronze (BZ), Black (BK)

SKYLINE BRACKET COVER



TYPE	1-1/2" Colors Below	1-1/2" Satin Nickel	1-1/2" Antique Bronze
CODE	SLBCxx	SLBCSN	SLBCAB
PACK	50	50	50

TYPE	2" Colors Below	2" Satin Nickel	2" Antique Bronze
CODE	SLBC680xx	SLBC680SN	SLBC680AB
PACK	50	50	50

COLOR. White (W), Vanilla (V), Gray (G), Brown (BR), Black (BK)

NARROW SKYLINE COVER



TYPE	1-1/4" Colors Below	1-1/2" Colors Below	2" Colors Below
CODE	SLNBC650xx	SLNBC660xx	SLNBC680xx
PACK	50	50	50

COLOR. White (W), Vanilla (V), Gray (G), Black (BK)

NARROW SKYLINE BRACKET

(* Available in White and Black Only)



TYPE	1-1/4" Plated
CODE	SLNB650
PACK	50

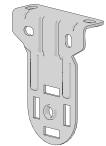
TYPE	1-1/4" Colors Below*	1-1/2" Plated	1-1/2" Colors Below
CODE	SLNB650xx	SLNB660	SLNB660xx
PACK	50	50	50

TYPE	2" Zinc	2" Colors Below*	2-7/8" Zinc
CODE	SLNB680	SLNB680xx	SLNB690
PACK	50	50	50

COLOR. White (W), Vanilla (V), Gray (G), Black (BK)

INTERMEDIATE SKYLINE BRACKET

(* Available in White, Vanilla, Black Only)

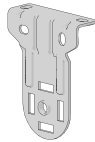


TYPE	1-1/2" Plated	1-1/2" Colors Below
CODE	SLB660I	SLB660Ixx
PACK	50	50

TYPE	2" Plated	2" Colors Below
CODE	SLB680IB	SLB680IBxx
PACK	25	25

COLOR. White (W), Vanilla (V), Gray (G), Black (BK)

SKYLINE RIBBED BRACKET



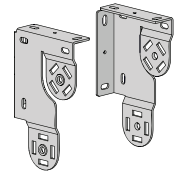
TYPE	2" Zinc	2" Colors Below
CODE	SLB680R	SLB680Rxx
PACK	50	50

TYPE	2" Exterior	2-7/8" Zinc
CODE	SLB680REXT	SLB690R
PACK	50	50

COLOR. White (W), Vanilla (V), Gray (G), Black (BK)

DOUBLE V SLIM BRACKET

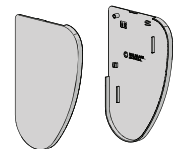
CODE	RB18-1001-xxx000
PACK	5



COLOR. White (075), Black (050)

SKYLINE BRACKET COVER - DOUBLE V SLIM


CODE	RB18-1010-075000
PACK	5



COLOR. White (075), Black (050)

UNIVERSAL DOUBLE SKYLINE BRACKET PAIR

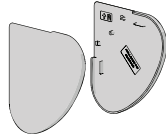
TYPE	38mm Colors Below	48mm Colors Below
CODE	SLDB38xx	SLDB48xx
PACK	20	20



COLOR. White (W), Black (BK)

UNIVERSAL DOUBLE BRACKET SKYLINE COVER SET

5



TYPE	38mm Colors Below	48mm Colors Below
CODE	SLDBC38xx	SLDBC48xx
PACK	5	5

COLOR. White (W), Black (BK)


SKYLINE SQUARE END CAP

5

For 3" systems

TYPE	Colors Below
CODE	SLSECxx
PACK	50

COLOR. White (W), Vanilla (V), Gray (G), Bronze (BZ), Black (BK)
USE WITH. 3" Skyline fascia system



SKYLINE CHAIN DIVERTER

SL20 on 3" fascia systems

TYPE	Colors Below
CODE	SLCDxx
PACK	25

COLOR. White (W), Black (BK)
USE WITH. 3" Skyline fascia system

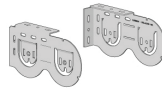


DOUBLE HORIZONTAL SKYLINE BRACKET SET

4

TYPE	Plated	White
CODE	SLB660DBH	SLB660DBHW
PACK	5	5

COLOR. White (W)



CHAIN DIVERTER AND COVER SET

SL10 & SL15 on 3" fascia systems

TYPE	Colors Below
CODE	SL15CDCVRxx
PACK	25

COLOR. White (W), Black (BK)
USE WITH. 3" Skyline fascia system

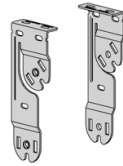


DOUBLE VERTICAL SKYLINE BRACKET SET

4

TYPE	Plated	White
CODE	SLB660DBV	SLB660DBVW
PACK	5	5

COLOR. White (W)

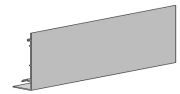


SKYLINE SQUARE FASCIA

4" x 16 ft.

TYPE	Anodized	Colors Below
CODE	SLSF4A16	SLSF4xx16
PACK	10	10

COLOR. White (W), Vanilla (V), Bronze (BZ), Black (BK)
USE WITH. 4" Skyline fascia system

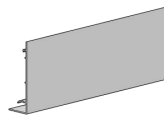


SKYLINE SQUARE FASCIA

3" x 16 ft.

TYPE	Anodized	Colors Below
CODE	SLSFA16	SLSFxx16
PACK	10	10

COLOR. White (W), Vanilla (V), Bronze (BZ), Black (BK)
USE WITH. 3" Skyline fascia system




4" SKYLINE FASCIA BRACKET SET

4

TYPE	Colors Below
CODE	SLFBKT4xx
PACK	25

COLOR. White (W), Vanilla (V), Gray (G), Bronze (BZ), Black (BK)
USE WITH. 4" Skyline fascia system




SKYLINE FASCIA BRACKET

3" [2-3/4" Max Roll]

TYPE	Colors Below
CODE	SLFBKT3xx
PACK	50

COLOR. White (W), Vanilla (V), Gray (G), Bronze (BZ), Black (BK)
USE WITH. 3" Skyline fascia system




4" SL FASCIA ADJUSTABLE BRACKET

5

CODE	RB88-2106-xxx003
PACK	5

COLOR. Zinc (025), Black (050), White (075), Bronze (080), Gray (331), Vanilla (414)
USE WITH. 4" Skyline fascia system

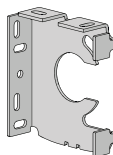


3" SKYLINE FASCIA LINK BRACKET

-

CODE	RB41-0331-025075
PACK	5


COLOR. Zinc (025)
USE WITH. 3" Skyline fascia system



4" SL FASCIA ADJUSTABLE EASY-LINK BRACKET

CODE	RB88-2106-025004
PACK	5

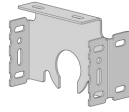
COLOR. Zinc (025)
USE WITH. 4" Skyline fascia system



4" SKYLINE SPLIT FASCIA LINK BRACKET

CODE	RB88-2106-025002
PACK	5

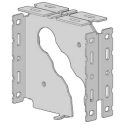
COLOR. Zinc (025)
USE WITH. 4" Skyline fascia system



5" SPLIT FASCIA LINK BRACKET

CODE	RB88-2203-025002
PACK	1

COLOR. Zinc (025)
USE WITH. 5" Skyline fascia system

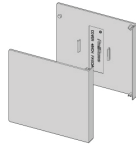


SKYLINE BRACKET COVER

For 4" systems

TYPE	Colors Below
CODE	SLFCVR4xx
PACK	50


COLOR. White (W), Vanilla (V), Gray (G), Bronze (BZ), Black (BK)
USE WITH. 4" Skyline fascia system



BLANK INSERT
5"

TYPE	Zinc
CODE	RE0020602
PACK	25

COLOR. Zinc
USE WITH. 5" Skyline fascia system

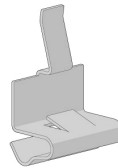


SKYLINE BRACKET CLIP

4" Fascia Bracket Clip

TYPE	Zinc
CODE	SLFBKTCLP4
PACK	100

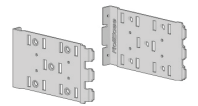
COLOR. Zinc
USE WITH. 4" Skyline fascia system



SKYLINE INSERT PAIR
5"

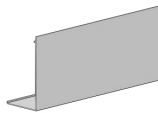
TYPE	Zinc
CODE	RE0020202
PACK	25

COLOR. Zinc
USE WITH. 5" Skyline fascia system



FASCIA PANEL

5" x 16 ft.



TYPE	Anodized	White	Bronze	Black
CODE	RE0020301	RE0020310	RE0020340	RE0020320
PACK	4	4	4	4

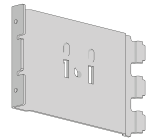
COLOR. White, Bronze, Black
USE WITH. 5" Skyline fascia system

SKYLINE FASCIA MOTOR INSERT

Motor Automate™ Insert 5". Only compatible with Automate™ motors using Adapter Plate MTAD-45-SL

TYPE	Zinc
CODE	RE0022702
PACK	1


COLOR. Zinc
USE WITH. 5" Skyline fascia system



FASCIA MOTOR IDLER INSERT
5"


TYPE	Zinc
CODE	RE0020702
PACK	25

COLOR. Zinc
USE WITH. 5" Skyline fascia system



BASE BRACKET PAIR

For 5" systems



TYPE	White	Gray	Bronze	Black
CODE	RE0020110	RE0020130	RE0020140	RE0020120
PACK	25	25	25	25

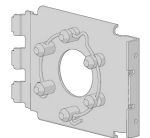
COLOR. White, Gray, Bronze, Black
USE WITH. 5" Skyline fascia system

FASCIA MOTOR SIDE INSERT

5" Somfy star head motor

TYPE	Zinc
CODE	RE0022502
PACK	1

COLOR. Zinc
USE WITH. 5" Skyline fascia system



FASCIA SYSTEM SKYLINE INSERT PLATE SET SCREW

TYPE	Set Screw
CODE	RE0022402
PACK	100



USE WITH. 5" Skyline fascia system

SCREW FOR SINGLE CHAIN GUIDE


CODE	RE0022302
PACK	100



USE WITH. 5" Skyline fascia system

BRACKET COVER

For 5" systems

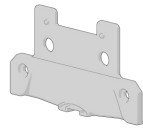


TYPE	White	Gray	Brown	Black
CODE	RE0021310	RE0021330	RE0021340	RE0021320
PACK	50	50	50	50

COLOR. White, Gray, Brown
USE WITH. 5" Skyline fascia system

PIN END GUIDE

5"

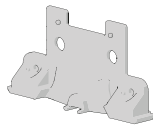


TYPE	White	Gray	Brown
CODE	RE0021810	RE0021830	RE0021840
PACK	25	25	25

COLOR. White, Gray, Brown
USE WITH. 5" Skyline fascia system

SINGLE DIVERTER

For 5" systems



TYPE	White	Gray	Brown
CODE	RE0021910	RE0021930	RE0021940
PACK	25	25	25

COLOR. White, Gray, Brown
USE WITH. 5" Skyline fascia system

SINGLE CHAIN GUIDE

5"

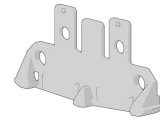


TYPE	White	Gray	Brown
CODE	RE0021710	RE0021730	RE0021740
PACK	25	25	25

COLOR. White, Gray, Brown
USE WITH. 5" Skyline fascia system

DUAL DIVERTER

For 5" systems



TYPE	White	Gray	Brown
CODE	RE0021410	RE0021430	RE0021440
PACK	25	25	25

COLOR. White, Gray, Brown
USE WITH. 5" Skyline fascia system, single chain guide

DUAL CHAIN GUIDE

For 5" systems



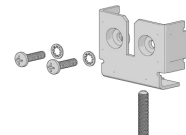
TYPE	SL15 5" White	SL15 5" Gray	SL15 5" Brown
CODE	RE0021510	RE0021530	RE0021540
PACK	25	25	25

TYPE	SL20 5" White	SL20 5" Gray	SL20 5" Brown
CODE	RE0021610	RE0021630	RE0021640
PACK	25	25	25

COLOR. White, Gray, Brown
USE WITH. 5" Skyline fascia system

SILENT PIN IDLER YOKE WITH WASHERS & SCREWS

TYPE	Zinc
CODE	MSIDL
PACK	10




COLOR. Zinc

ADAPTER SET 3-1/4"

Silent pin + ST50/LT50

CODE	RTA7U50
PACK	5




COLOR. Black [BK]

ADAPTER SET 2-1/2"

Silent pin + ST50/LT50

CODE	RTA6U50BK
PACK	10



MULTI-PURPOSE DOUBLE SIDED TUBE TAPE

36 Yd. Roll

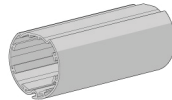
TYPE		\$19.85 Ea
CODE	TAPE36	TAPE361
PACK	1	1



USE WITH. Aluminum tubes, Flat Spline

SWITCH SYSTEM | ALUMINUM TUBE

CODE	RB95-0238-000487
PACK	6



COLOR. Mill (000)

USE WITH. Switch System Flexible Tube Hook and Taped Stiff Fabric Hook

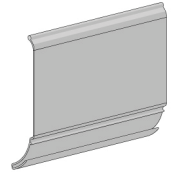
ALUMINUM TUBE NO TAPE

TYPE	1-1/2" x 12 ft.	1-1/2" x 16 ft.	2" x 12 ft.
CODE	RTEA4U12	RTEA4U16	RTEA5U12
PACK	8	8	4
TYPE	2" x 16 ft.	2" x 14 ft. Smooth Wall	2-1/2" x 16 ft.
CODE	RTEA5U16	RTEASW5U14	RTEA6U16
PACK	4	4	4

COLOR. Mill

SWITCH SYSTEM | FLEXIBLE TUBE HOOK

TYPE	8 ft.	16 ft.
CODE	RB95-0403-338295	RB95-0403-338487
PACK	12	60

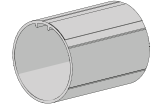


COLOR. Gray (338)

USE WITH. Switch System Tube and Taped Stiff Fabric Hook

ALUMINUM TUBE TAPED

TYPE	1" x 12 ft.	1-1/8" x 16 ft.
CODE	RTEA1T12	RTEA2T16
PACK	15	14



TYPE	1-1/4" x 12 ft.	1-1/4" x 16 ft.	1-1/2" x 12 ft.
CODE	RTEA3T12	RTEA3T16	RTEA4T12
PACK	10	10	8

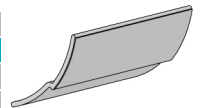
TYPE	1-1/2" x 16 ft.	2" x 12 ft.	2" x 14 ft. Smooth Wall
CODE	RTEA4T16	RTEA5T12	RTEASW5T14
PACK	8	4	4

TYPE	2" x 16 ft.	2-1/2" x 16 ft.	3-1/4" [83 mm] x 16 ft.
CODE	RTEA5T16	RTEA6T16	RTEA7T16
PACK	4	4	2

COLOR. Mill

SWITCH SYSTEM | TAPED STIFF FABRIC HOOK

TYPE	8 ft.	16 ft.
CODE	RB95-0402-050295	RB95-0402-050487
PACK	12	180




COLOR. Black (050)

USE WITH. Switch System Tube and Flexible Tube Hook

MKII MOUNTING RAIL | BASE 50 VX/LX

16 ft. (4.87m) Piece

TYPE	Anodized
CODE	RB88-2051-xxx490
PACK	10



COLOR. Anodized (020), White (069), Mill (000)

USE WITH. Brackets - LX 40p, Slimline Spring Clip, Bracket

SLIMLINE SPRING CLIP BRACKET

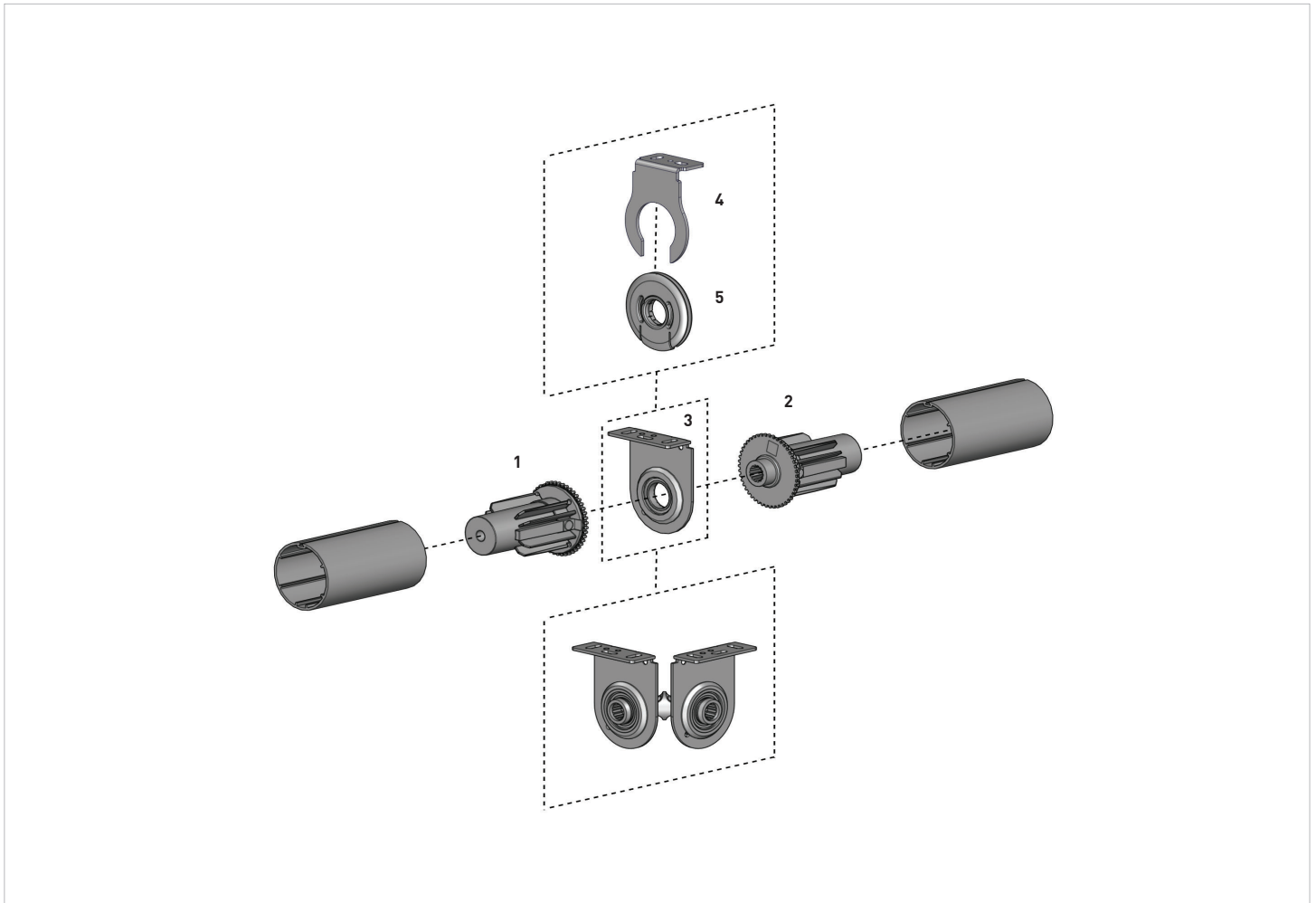
Universal Fix

CODE	RB88-2092-xxx001
PACK	100




COLOR. Zinc (025), White (069)

USE WITH. Mounting Rail - Base 40 & 50



COLOR RANGE



White Black

PRODUCT OPTIONS

GALAXY SKYLINE GEARED CLUTCH p.14
For heavier shades

SPRING ASSIST GEARED CLUTCH p.14
For lifting heavier shades

DOUBLE BRACKETS p.16
For dual day/night shades

AUTOMATE™ MOTORIZATION p.142

SYSTEM UPGRADES

SKYLINE SQUARE FASCIA p.17
Square cover

CASSETTE p.51
Round and Square Covers

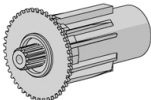
CONTRACT POCKET p.69
Enclosed square cover

CONTRACT SIDE CHANNELS p.71
For light blackout

CF90, P95 & MKII MOUNTING RAIL p.58
With Use of LX Bracket

MEDIUM EASY-LINK™ SYSTEM MALE DRIVE
 (Both female and male drives are needed to make a link system)

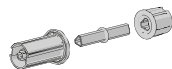
TYPE	38mm
CODE	RB41-1002-xxx038
PACK	25



COLOR. White [075], Black [050]

INFINITE ADJUSTER

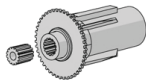
TYPE	Colors Below
CODE	LSADJKITxx
PACK	25



COLOR. White [W], Black [BK]

MEDIUM EASY-LINK™ SYSTEM FEMALE DRIVE
 (Both female and male drives are needed to make a link system)

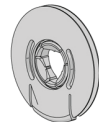
TYPE	38mm
CODE	RB41-1001-075038
PACK	25



COLOR. White [075], Black [050]

BRACKET BEARING FOR INFINITE ADJUSTER
 Bracket Disk + Bearing

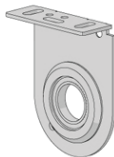
TYPE	Colors Below
CODE	RB41-0501-069000
PACK	25



COLOR. White [069], Black [050]

EASY-LINK LX INTER. BEARING BKT


TYPE	40mm	55mm
CODE	RB41-0353-xxx040	RB41-0353-xxx055
PACK	5	5



COLOR. White [075], Black [050], Gray [338]

EASY-LINK™ LX UNI-JOINT BEARING BRKT | S45
 40mm Projection


TYPE	45 degree	90 degree
CODE	RB41-4553-xxx040	RB41-9053-xxx040
PACK	1	1



COLOR. Black [050], White [069]
 USE WITH. Easy-Link™ Intermediate Male Drive

BRACKET FOR SKYLINE LINK SYSTEM - NARROW

TYPE	For SLNB660
CODE	RB41-0321-075138
PACK	25

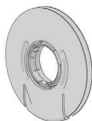


TYPE	For SLNB680
CODE	RB41-0321-075050
PACK	25

COLOR. White [075], Black [050]

MEDIUM EASY-LINK™ BRACKET BEARINGS
 Bracket Disk + Bearing


TYPE	Colors Below
CODE	RB41-0502-069000
PACK	25



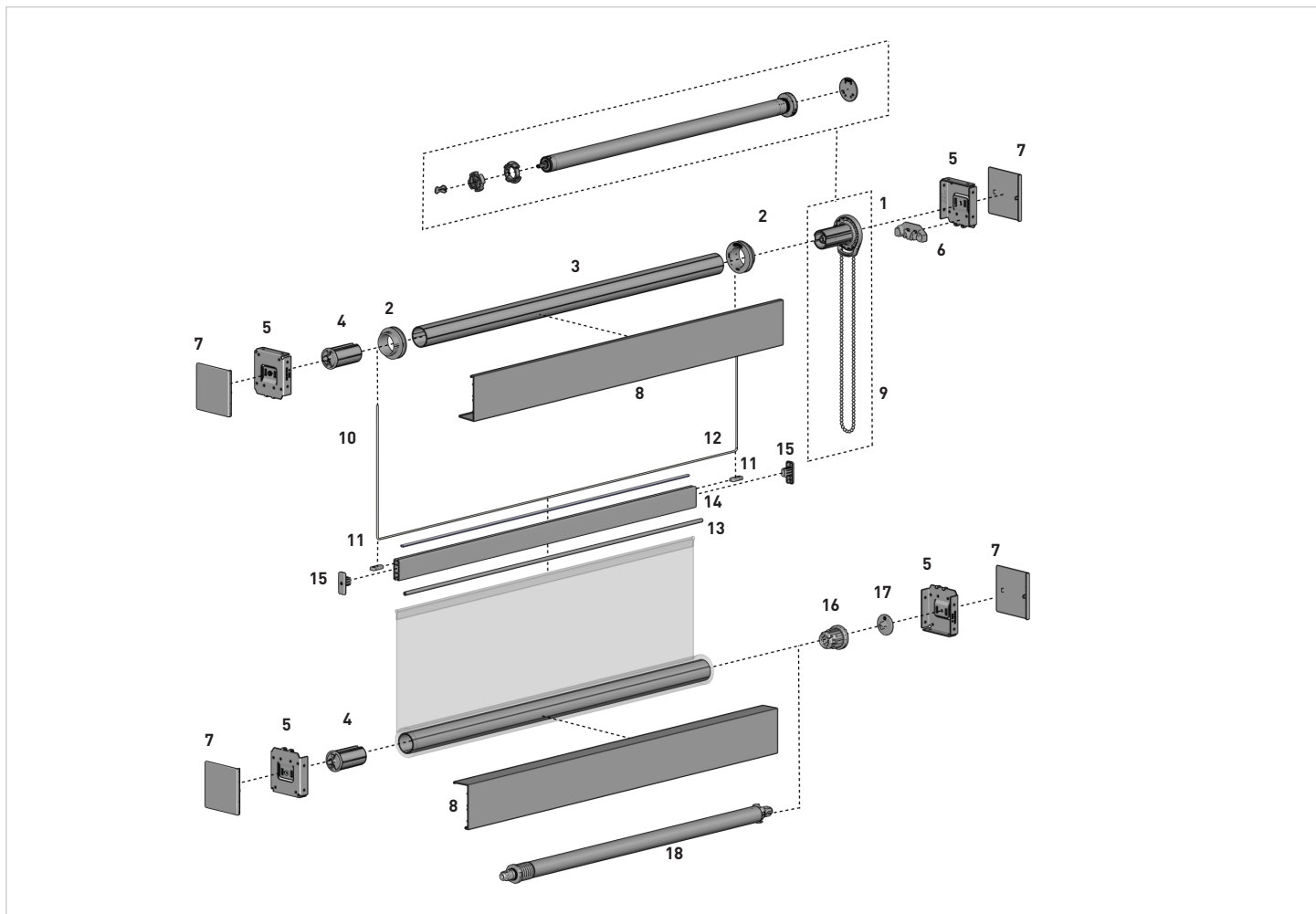
COLOR. White [069], Black [050]

MEDIUM LINK SKYLINE BRACKET DOUBLE V SLIM

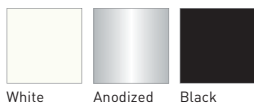
CODE	RB41-0332-xxx060
PACK	5



COLOR. White [075], Black [050]



COLOR RANGE



White Anodized Black

COMPATIBLE AUTOMATE™ MOTORS

AUTOMATE™ Li-ion 1.1, Q2.0 & 3.0
 AUTOMATE™ DCRF 1.1, Q2.0 & 3.0

PRODUCT OPTIONS

G200 SKYLINE SPRING ASSIST GEARED CLUTCH p.28

OPEN ROLL Skyline Bracket p.15

SKYLINE SQUARE FASCIA | 3" p.15
 Square cover

AUTOMATE™ MOTORIZATION p.142

SYSTEM UPGRADES

CF90 CASSETTE FASCIA SYSTEM p.58

CF90 EDGE LIGHT BLOCK SYSTEM p.61
 For light blackout

SKYLINE LX BRACKET p.15

G200 GALAXY SKYLINE GEARED CLUTCH

1

CODE	RGALHxx
PACK	25



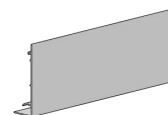
COLOR. Black (BK), White (W)

3" SKYLINE FASCIA PANEL - SQUARE

8

16 ft. (4.87m) Length

TYPE	Colors	Anodized
CODE	SLSFxx16	SLSFA16
PACK	10	10



COLOR. Black (BK), White (W), Gray (G), Vanilla (V), Bronze (BZ)

TUBE SPOOL 1-1/2"

+ Screw

2

CODE	CS4US
PACK	25



COLOR. USE WITH. 1-1/2" Aluminum Tube

CHAINHOLD COVER

9b

CODE	RB91-1336-xxx000
PACK	200



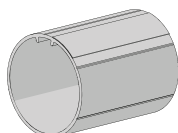
COLOR. Clear (001), Black (050), White (075), Gray (331)
USE WITH. Chainhold base assembly

ALUMINUM TUBE 1-1/2" TAPED

16 ft. (4.87m) Piece

3

CODE	RTEA4T16
PACK	8



CHAINHOLD BASE ASSEMBLY

9b

CODE	RB91-1337-xxx000
PACK	200



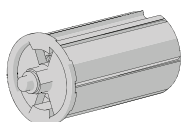
COLOR. Clear (001), Black (050), White (075), Gray (331), Vanilla (414)
USE WITH. Chain Hold Cover

SKYLINE PIN END | HEAVY DUTY

1-1/2"

4

CODE	SLPEHD53xx
PACK	25



COLOR. Black (BK), White (W), Gray (G), Vanilla (V), Brown (BR)

CORD 1.4MM LIFT

1000 yd roll

10a

CODE	V2LC14100
PACK	1




COLOR. White

3" SKYLINE FASCIA BRACKET

5

CODE	SLFBKT3xx
PACK	50



COLOR. Black (BK), White (W), Gray (G), Vanilla (V), Bronze (BZ)

BOTTOM UP SPOOL SCREW

10b

CODE	HD82-1824-025006
PACK	1



USE WITH. Tube Spool 1-1/2"

3" SKYLINE CHAIN DIVERTER

6

CODE	SLCDxx
PACK	25




COLOR. Black (BK), White (W)
USE WITH. G200 Galaxy Skyline Geared Clutch

BOTTOM UP CORD GUIDE KIT

11

CODE	RB91-2239-050001
PACK	10

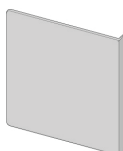


COLOR. Black (050)
USE WITH. Bottom Up Rail

3" SKYLINE SQUARE END CAP

7

CODE	SLSECxx
PACK	50



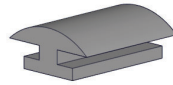
COLOR. Black (BK), White (W), Gray (G), Vanilla (V), Bronze (BZ)
USE WITH. 3" Skyline Fascia Bracket

BOTTOM UP RAIL SEAL

109 yd ROLL

12

CODE.	SB91-0007-001100
PACK	1



COLOR. Clear [001]
USE WITH. Bottom Up Rail

SPRING ASSIST BOOSTER UNIVERSAL

Light

18

TYPE	1-1/2"
CODE	RB12-3821-069138
PACK	5




COLOR. White [069]
USE WITH. Chainfree Spring Control

ACM FLAT SPLINE - 9MM

82 yd Roll | Double Sided

13

CODE	RB92-0903-001075
PACK	1

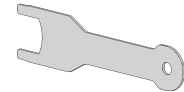


COLOR. Clear [001]
USE WITH. Bottom Up Rail

ESU BOOSTER PRE-TENSION TOOL

-

CODE	RB12-4530-025000
PACK	1



USE WITH. Chainfree Spring Control

BOTTOM UP RAIL

14

TYPE	Color	Anodized
CODE	RB91-1239-xxx490	RB91-1239-020490
PACK	6	6



COLOR. Black [050], White [075]
USE WITH. Bottom Up Rail Seal, Flat Spline, End Caps, Cord Guide Kit

BOTTOM UP RAIL END CAP

15

CODE.	RB91-2139-xxx000
PACK	20

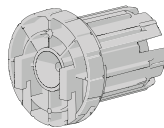


COLOR. White [069], Black [050], Gray [338]
USE WITH. Bottom Up Rail

SINGLE CHAINFREE CONTROL | S38 - 1-1/2" TUBE

16

CODE.	RB12-3200-xxx038
PACK	10

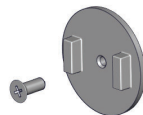


COLOR. White [069]
USE WITH. Bottom Up Rail

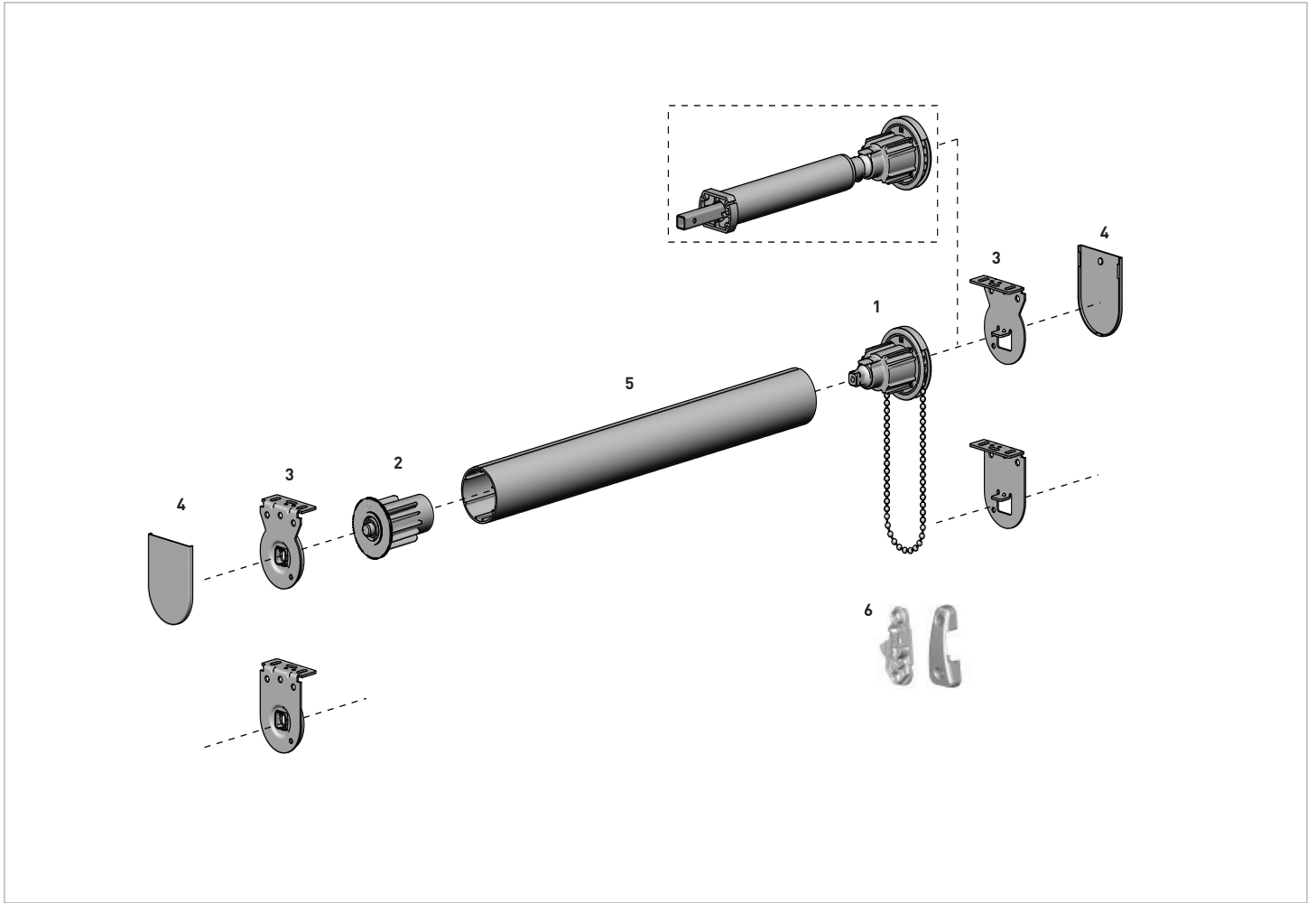
ESU SKYLINE ADAPTER KIT

17


CODE.	RB91-2439-050001
PACK	10.



COLOR. Black [050]
USE WITH. Bottom Up Rail



COLOR RANGE



PRODUCT OPTIONS

EASY-LIFT RETROFIT BOOSTER p.28
For lighter lifting

DOUBLE BRACKETS p.28
For dual day/night shades

S45 EASY-LINK™ SYSTEM p.21
For wider spans

CHAIN SHIELD p.47

SYSTEM UPGRADES

SQUARE CASSETTE 110 p.53

CF90 CASSETTE FASCIA SYSTEM p.58

CF90 EDGE LIGHT BLOCK SYSTEM p.61
For light blackout

P95 SEMI CASSETTE p.55

RB09 EASY-LOCK CHAINWINDER | S45

1

CODE	RB09-0145-xxx002
PACK	25



COLOR. Black (050), White (069), Gray (338)
 USE WITH. Instal. Brackets - LX, S45 Alu. Tube, Double Square brackets

T-SPLINE-SLIDE-ON 18MM TAIL X 200M (656FT.) ROLL

-

CODE	RB92-0404-311215
PACK	1

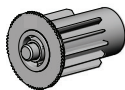


COLOR. Light Grey (311)

RB09 EASY-LOCK EXTENDABLE IDLER | S45

2

CODE	RB09-0245-xxx001
PACK	25




COLOR. Black (050), White (069), Gray (338)
 USE WITH. Aluminum Tube S45, Easy-Lock Installation Brackets

MULTI-PURPOSE DOUBLE SIDED TUBE TAPE

-

36 yd Roll
 (*Price not subject to group discount)

TYPE		\$19.85 Ea
CODE	TAPE36	TAPE361
PACK	1	1



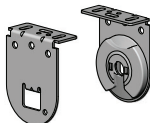
USE WITH. Aluminum tubes, Flat Spline

EASY-LOCK LX INSTALLATION BRACKET | S45

3

40mm & 55mm Projection

TYPE	40mm Projection	55mm Projection
CODE	RB09-0352-xxx040	RB09-0352-xxx055
PACK	25	25



COLOR. Black (050), White (069), Gray (338)
 USE WITH. RB09 Chainwinder & Extend Idler S45, Brkt Cover Caps

STANDARD EASY-LIFT RETROFIT BOOSTER | S45

-

Spring Assist

TYPE	LH [yellow tail]	RH [white tail]
CODE	RB04-4391-570001	RB04-4391-069002
PACK	5	5



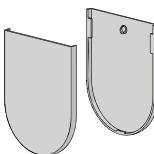
COLOR. Yellow (570), White (069)
 USE WITH. RB09 Chainwinder & Aluminum Tube S45

LX BRACKET COVERS

4

40mm & 55mm Projection

TYPE	40mm	55mm
CODE	RB08-4151-xxx040	RB08-4151-xxx055
PACK	25	25



COLOR. Black (050), White (069), Gray (338)
 USE WITH. LX Brackets

HEAVY DUTY EASY-LIFT RETROFIT BOOSTER | S45

-

Spring Assist

TYPE	LH [blue tail]	RH [gray tail]
CODE	RB04-4392-393001	RB04-4392-338002
PACK	5	5




COLOR. Blue (393), Gray (338)
 USE WITH. RB09 Chainwinder & Aluminum Tube S45

T-SPLINE ALUMINUM TUBE | S45 - LIGHT

5

O.D 43.0MM X 16 FT. (4.87M)

TYPE	With D/S Tape	No Tape
CODE	RB93-6443-000490	RB93-0443-000490
PACK	10	10



COLOR. Mill (000)
 USE WITH. RB09 Chainwinder, Small Crank Gear, Easy-Lock Auto Idler S45, T-Spline

CHAINHOLD COVER

6

CODE	RB91-1336-xxx000
PACK	200



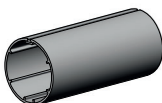
COLOR. Clear (001), Black (050), White (075), Gray (331)
 USE WITH. Chainhold base assembly

T-SPLINE ALUMINUM TUBE | S45 - STANDARD

5

O.D 44.0MM X 16 FT. (4.87M)

TYPE	With D/S Tape	No Tape
CODE	RB93-6444-000490	RB93-0444-000490
PACK	10	10



COLOR. Mill (000)
 USE WITH. RB09 Chainwinder, Small Crank Gear, Easy-Lock Auto Idler S45, T-Spline

CHAINHOLD BASE ASSEMBLY

6

CODE	RB91-1337-xxx000
PACK	200




COLOR. Clear (001), Black (050), White (075), Gray (331), Vanilla (414)
 USE WITH. Chain Hold Cover

T-SPLINE ALUMINUM TUBE | S45 - HEAVY DUTY

5

O.D 49.0MM X 16 FT. (4.87M)

TYPE	With D/S Tape	No Tape
CODE	RB93-6449-000490	RB93-0449-000490
PACK	6	6



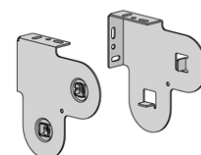
COLOR. Mill (000)
 USE WITH. RB09 Chainwinder, Small Crank Gear, Easy-Lock Auto Idler S45, T-Spline

DOUBLE SQUARE EASY-LOCK BRACKET | S45

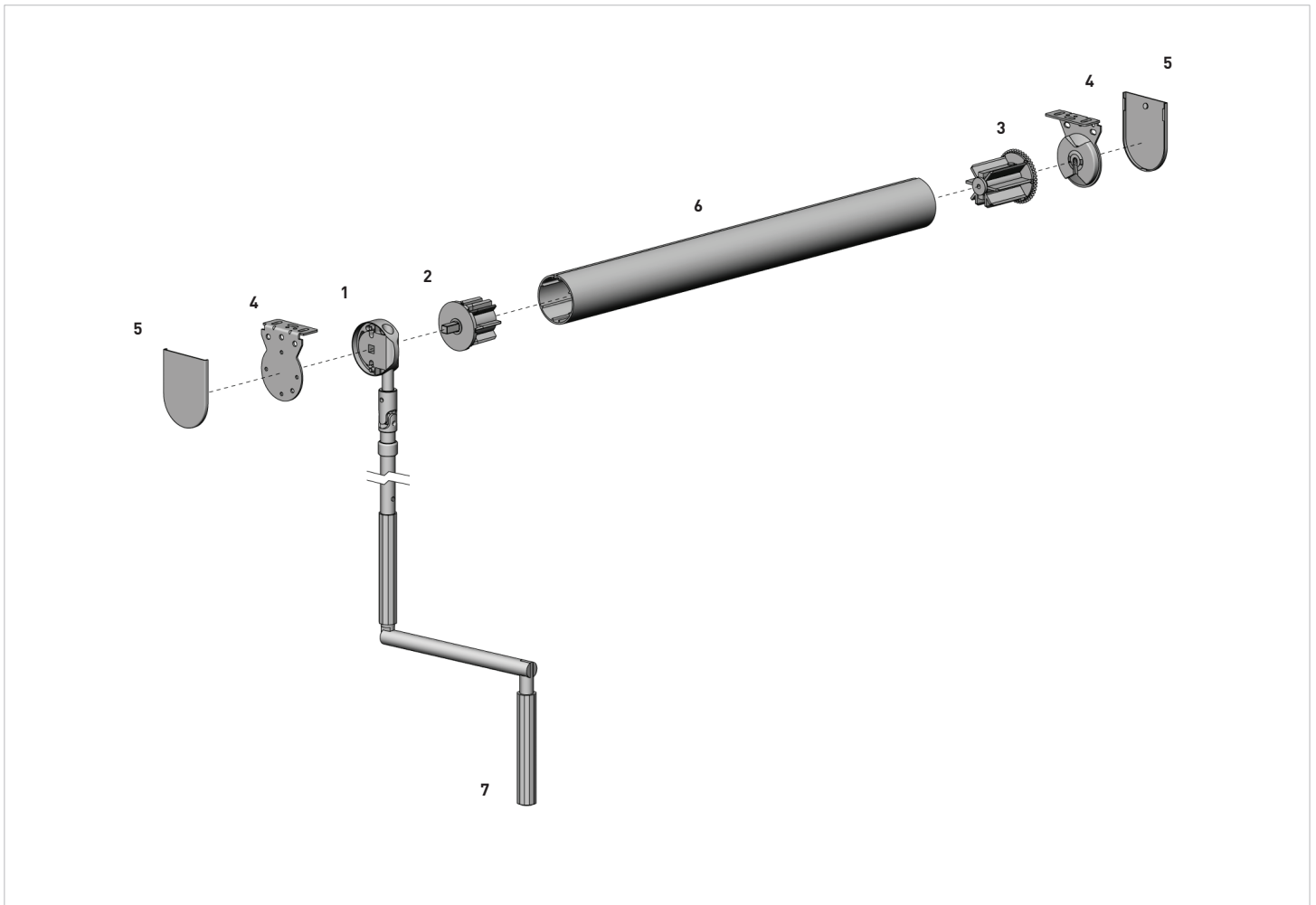
7

Same side control

TYPE	Same side control
CODE	RB09-8384-xxx122
PACK	5



COLOR. Black (050), White (069), Gray (338)
 USE WITH. RB09 Chainwinder & Extend Idler S45



COLOR RANGE



Pure White

PRODUCT OPTIONS

COUPLING JOINT

p.30

Allows for removable arm



CRANK ARM FIXING SUPPORT

p.30


Secures arm to wall



S45 EASY-LINK™ SYSTEM

p.21


For wider spans



SYSTEM UPGRADES

CF90 CASSETTE FASCIA SYSTEM

p.58



CF90 EDGE LIGHT BLOCK SYSTEM

p.61

For light blackout

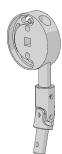


GEAR SMALL [RATIO 2.8:1]

with screw & washer

1

CODE	RB05-4007-025001
PACK	5




COLOR. Zinc (025)
USE WITH. Gear Small Bracket, Gear Drive Tube Adapter S45

T-SPLINE ALUMINUM TUBE | S45 - HEAVY DUTY

O.D 49.0MM X 16 FT (4.87M)

6

TYPE	With D/S Tape	No Tape
CODE	RB93-6449-000490	RB93-0449-000490
PACK	6	6



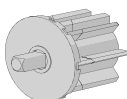
COLOR. Mill (000)
USE WITH. RB09 Chainwinder, Small Crank Gear, Easy-Lock Auto Idler S45, T-Spline

GEAR DRIVE TUBE ADAPTER | S45

7 x 7mm Square Shaft

2

CODE	RB05-0100-050045
PACK	5

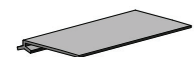


COLOR. Black (050)
USE WITH. Gear Small, Aluminum Tube S45

T-SPLINE-SLIDE-ON 18MM TAIL X 200M (656FT.) ROLL

-

CODE	RB92-0404-311215
PACK	1

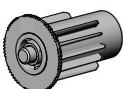


COLOR. Light Grey (311)

RB09 EASY-LOCK EXTENDABLE IDLER | S45

3

CODE	RB09-0245-xxx001
PACK	25



COLOR. Black (050), White (069), Gray (338)
USE WITH. Aluminum Tube S45, Easy-Lock Installation Brackets

MULTI-PURPOSE DOUBLE SIDED TUBE TAPE

36 yd Roll
(*Price not subject to group discount)

-

TYPE	1/2" Width	1" Width
CODE	TAPE36	TAPE361
PACK	1	1

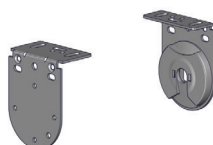


USE WITH. Aluminum tubes less than 2-1/2" OD, Flat Spline

EASY-LOCK GEAR SMALL LX INST. BRKTS

4

TYPE	40mm projection
CODE	RB05-9359-069040
PACK	5

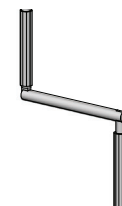


COLOR. White (069)
USE WITH. Gear Small

CRANK CONTROL ARM

7

SIZE	3.2ft (1.0m)
CODE	RB05-9101-340100
PACK	5



SIZE	4.9ft (1.5m)	6.5ft (2.0m)
CODE	RB05-9101-340150	RB05-9101-340200
PACK	5	5

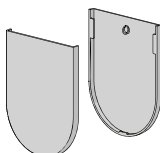
COLOR. Gray (340)
USE WITH. Gear Small, Coupling Joint, Crank Arm Support

LX BRACKET COVERS

40mm & 55mm projection

5

TYPE	40mm	55mm
CODE	RB08-4151-xxx040	RB08-4151-xxx055
PACK	25	25



COLOR. Black (050), White (069), Gray (338)
USE WITH. LX Brackets

COUPLING JOINT

with 14mm Roll Pin

8

CODE	RB05-9101-020001
PACK	5




COLOR. Chrome (020)
USE WITH. Gear Small, Crank Control Arm

T-SPLINE ALUMINUM TUBE | S45 - LIGHT

O.D 43.0MM X 16 FT. (4.87M)

6

TYPE	With D/S Tape	No Tape
CODE	RB93-6443-000490	RB93-0443-000490
PACK	10	10



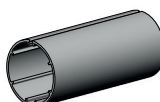
COLOR. Mill (000)
USE WITH. RB09 Chainwinder, Small Crank Gear, Easy-Lock Auto Idler S45, T-Spline

T-SPLINE ALUMINUM TUBE | S45 - STANDARD

O.D 44.0MM X 16 FT. (4.87M)

6

TYPE	With D/S Tape	No Tape
CODE	RB93-6444-000490	RB93-0444-000490
PACK	10	10



COLOR. Mill (000)
USE WITH. RB09 Chainwinder, Small Crank Gear, Easy-Lock Auto Idler S45, T-Spline

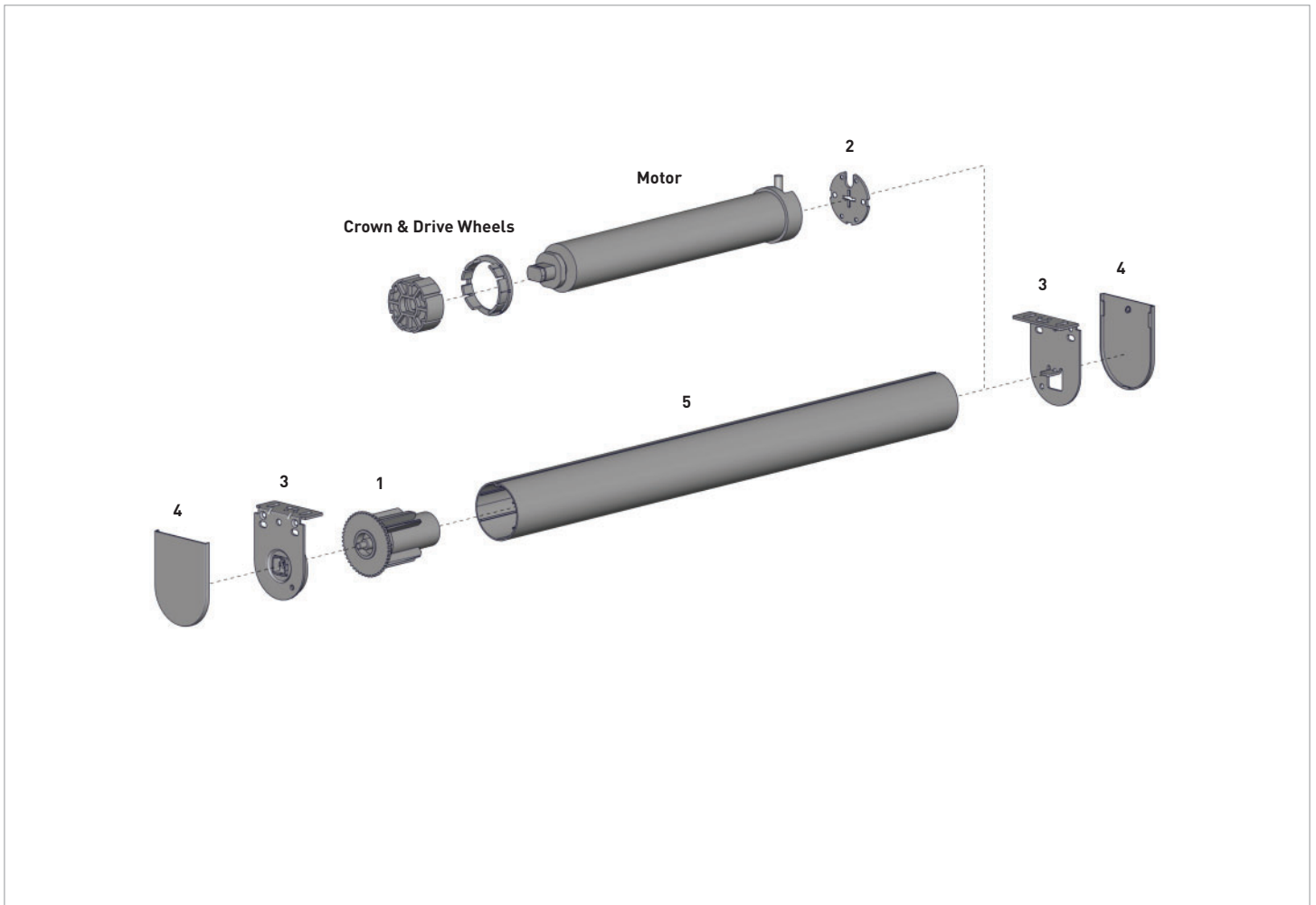
CRANK ARM FIXING SUPPORT

9

CODE	RB05-9102-xxx000
PACK	5



COLOR. White (069), Gray (340)
USE WITH. Crank Control Arm



COLOR RANGE



Pure White

COMPATIBLE AUTOMATE™ MOTORS

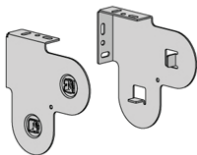
- AUTOMATE™ Li-ion 1.1, Q2.0 & 3.0
- AUTOMATE™ DCRF 1.1, Q2.0 & 3.0
- AUTOMATE™ ACML Q6.0 & 6.0
- AUTOMATE™ ACRF Q6.0 & 6.0

PRODUCT OPTIONS

DOUBLE BRACKETS

p.32


For dual day/night shades



S45 EASY-LINK™ SYSTEM

p.21


For wider spans



SYSTEM UPGRADES

SQUARE CASSETTE 110

p.53



CF90 CASSETTE FASCIA SYSTEM

p.58



CF90 EDGE LIGHT BLOCK SYSTEM

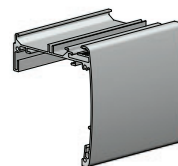
p.61

For light blackout



P95 SEMI CASSETTE

p.55

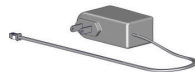


12V LI-ION MOTOR [1.1N Ø25/12V/40RPM]



TYPE		\$233.89 Ea	35mm/3.0Nm/28r
CODE	MTDCBRF25-1.1	MTDCBRFQ28-2	MTDCBRF35-3
PACK	1	1	1

12V LI-ION CHARGER BATTERY MOTORS (25/28/35/45)



CODE	MTDCB-CHARGE
PACK	1

AUTOMATE SOLAR PANEL 2.0



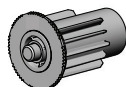
TYPE	5V / 12V Motors
CODE	MT03-0302-067001
PACK	1

DC BATTERY MOTOR CABLE EXT



TYPE	6"	48"	96"
CODE	MTDCB-CBLXT6	MTDCB-CBLXT48	MTDCB-CBLXT96
PACK	1	1	10

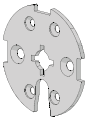
RB09 EASY-LOCK EXTENDABLE IDLER | S45



CODE	RB09-0245-XXX001
PACK	25

COLOR. Black [050], White [069], Gray [338]
USE WITH. Aluminum Tube S45, Easy-Lock Installation Brackets

M40 H/D UNIVERSAL DISC ADAPTER S45

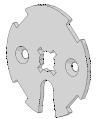


CODE	RB40-1402-xxx400
PACK	5

COLOR. White [069], Black [050]
USE WITH. HD Easy-Lock and 35mm Mechanical Limit Motors

M40 H/D SLIM HEAD ARC MOTOR DISC ADAPTER S45

Use with 25/28/35mm ARC Motors

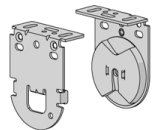


CODE	RB40-1402-069401
PACK	5

COLOR. White [069]
USE WITH. HD Easy-Lock

RB09 EASY-LOCK LX INSTALLATION BRACKET | S45

40mm & 55mm Projection




TYPE	40mm	55mm
CODE	RB40-9355-xxx040	RB40-9355-xxx055
PACK	25	25

COLOR. Black [050], White [069], Gray [338]
USE WITH. RB09 Chainwinder & Extended Idler S45, Brkt Cover Caps

MULTI-PURPOSE DOUBLE SIDED TUBE TAPE

36 yd Roll

(*Price not subject to group discount)

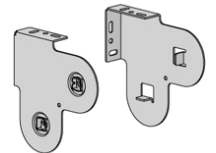


TYPE	1/2" Under 2- 1/2"	1" Over 2- 1/2"
CODE	TAPE36	TAPE361
PACK	1	1

COLOR. Clear [001]
USE WITH. Aluminum Tubes

DOUBLE SQUARE EASY-LOCK BRACKET | S45

Same side control

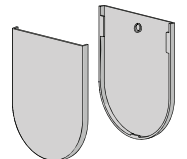


TYPE	Same side control
CODE	RB09-8384-xxx122
PACK	5

COLOR. Black [050], White [069], Gray [338]
USE WITH. RB09 Chainwinder & Extend Idler S45

LX BRACKET COVERS

40mm & 55mm Projection




TYPE	40mm	55mm
CODE	RB08-4151-xxx040	RB08-4151-xxx055
PACK	25	25

COLOR. Black [050], White [069], Gray [338]
USE WITH. LX Brackets

T-SPLINE ALUMINUM TUBE | S45 - LIGHT

O.D 43.0MM X 16 FT. [4.87M]



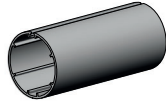
TYPE	With D/S Tape	No Tape
CODE	RB93-6443-000490	RB93-0443-000490
PACK	10	10

COLOR. Mill [000]
USE WITH. RB09 Chainwinder, Small Crank Gear, Easy-Lock Auto Idler S45, T-Spline

T-SPLINE ALUMINUM TUBE | S45 - STANDARD

O.D 44.0MM X 16 FT. (4.87M)

TYPE	With D/S Tape	No Tape
CODE	RB93-6444-000490	RB93-0444-000490
PACK	10	10




COLOR. Mill (000)
USE WITH. RB09 Chainwinder, Small Crank Gear, Easy-Lock Auto Idler S45, T-Spline

T-SPLINE ALUMINUM TUBE | S45 - HEAVY DUTY

O.D 49.0MM X 16 FT. (4.87M)

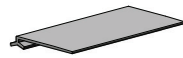
TYPE	With D/S Tape	No Tape
CODE	RB93-6449-000490	RB93-0449-000490
PACK	6	6



COLOR. Mill (000)
USE WITH. RB09 Chainwinder, Small Crank Gear, Easy-Lock Auto Idler S45, T-Spline

T-SPLINE-SLIDE-ON 18MM TAIL X 200M (656FT.) ROLL

CODE	RB92-0404-311215
PACK	1

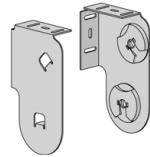


COLOR. Light Grey (311)

RB09 SLIM PROFILE DOUBLE BRACKET - TOP FRONT

12mm tongue

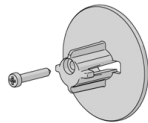
TYPE	LH control	RH control
CODE	RB09-8395-xxx148	RB09-8395-xxx148
PACK	5	5



COLOR. Black (050), White (069), Gray (338)
USE WITH. RB09 Easy-Lock Extended Idler & Chain Control

HEAVY DUTY BRACKET ADAPTER

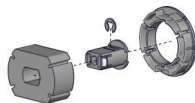
COLOR	Colors Below
CODE	RB09-0701-050012
PACK	25



COLOR. Black (050), White (069)
USE WITH. RB09 Easy-Lock brackets

AUTOMATE CROWN & DRIVE SET | 25MM DC | S45

CODE	MTCRDR-25-S45
PACK	1



COLOR. White
USE WITH. Li-ion & DCRF 1.1 Motors

AUTOMATE CROWN & DRIVE SET | 28MM DC | S45

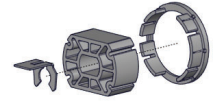
CODE	MTCRDR-28-S45
PACK	10



COLOR. Black
USE WITH. Li-ion & DCRF Q2 Motors

CROWN & DRIVE SET FOR 35MM MOTOR IN S45 TUBE

PRICE	
CODE	MTCRDR-35-S45
PACK	1



COLOR. Black

M40 CROWN WHEEL | S45 | SOMFY [NOISE REDUCING]

TYPE	SOMFY
CODE	RB40-0234-050401
PACK	5



COLOR. Black (050)
USE WITH. Aluminum Tube S45, LT & ST 40 Tubular Motors

M40 DRIVE WHEELS | S45 | SOMFY [NOISE REDUCING]

*SONESSE 30 requires LS40 Adapter

TYPE	SOMFY
CODE	RB40-0205-050401
PACK	5



COLOR. Black (050)
USE WITH. Aluminum Tube S45, M40 Tubular Motors

AUTOMATE REMOTES



TYPE	Push 15	Push 5	1 Channel	15 Channel
CODE	MT02-0101-xxx008	MT02-0101-xxx004	MTRF-REM-1C	MTRF-REM-15
PACK	1	1	1	1

COLOR. White (067), Black (050)

INTERIOR SUN SENSOR

CODE	MTRF-SUNSENS
PACK	EA



COLOR. White

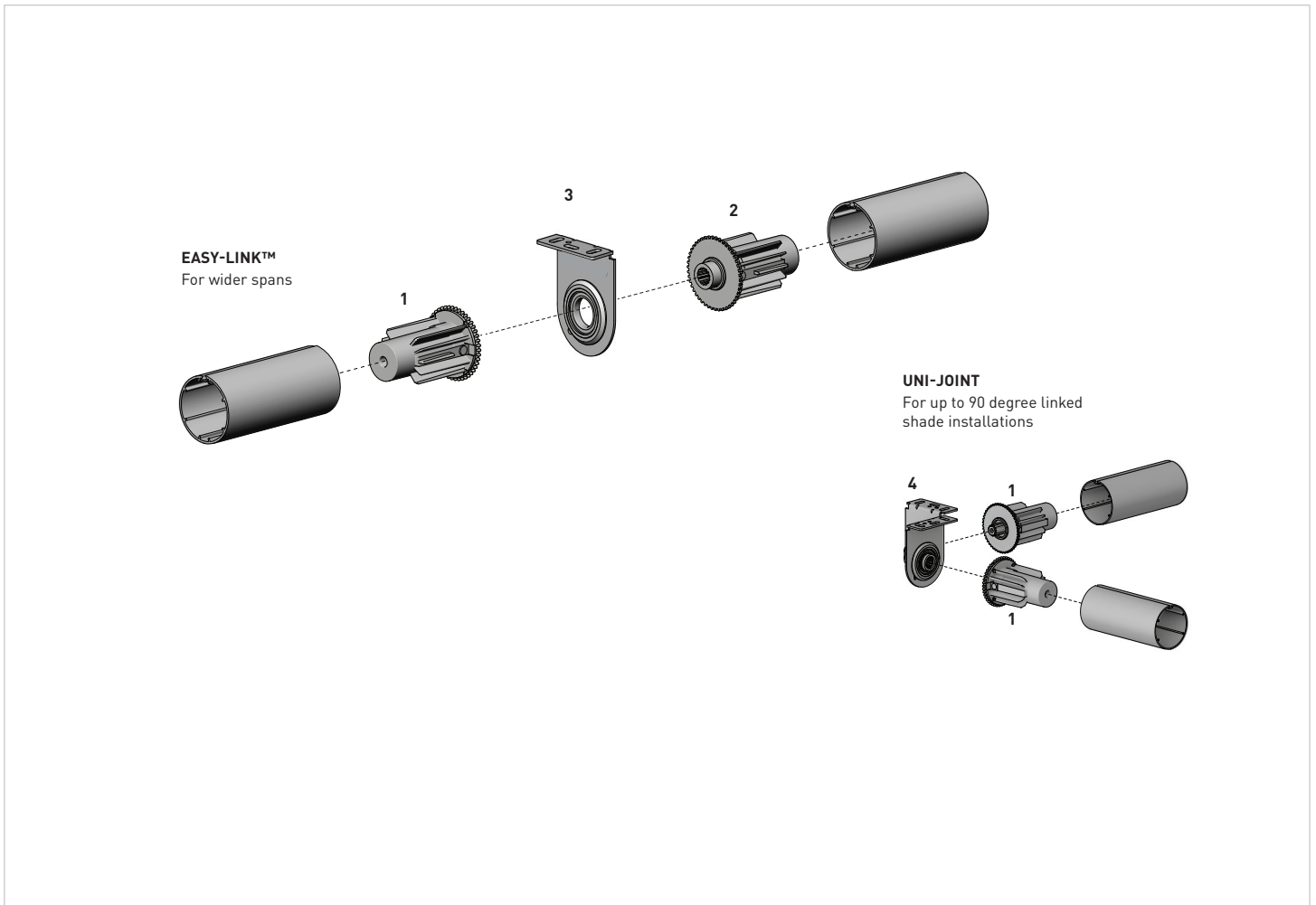
AUTOMATE PULSE 2 HUB

Incl. USB Power Cord, Power Plug & Ethernet Cable

CODE	MT02-0401-067001
PACK	1



COLOR. White (067)



COLOR RANGE



Pure White

PRODUCT OPTIONS

DOUBLE BRACKETS p.36
 For dual day/night shades

COMPATIBLE SYSTEMS

S45/RB09 CHAINWINDER SYSTEM p.27


S45/RB05 CRANK GEAR SYSTEM p.29

AUTOMATE™ MOTORIZATION p.31

EASY-LINK™ INTERMEDIATE MALE DRIVE | S45

1

CODE	RB41-1002-xxx045
PACK	25

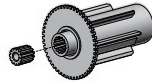


COLOR. Black (050), White (069), Gray (338)
 USE WITH. Easy-Link™ Female drive, Bearing Bracket, Aluminum tube S45

EASY-LINK™ INTERMEDIATE FEMALE DRIVE | S45

2

CODE	RB41-1001-xxx045
PACK	25




COLOR. Black (050), White (069), Gray (338)
 USE WITH. Easy-Link™ Male drive, Bearing Bracket, Aluminum tube S45

EASY-LINK™ LX INTERMEDIATE BEARING BRACKET | S45

3

40 & 55mm Projection

SIZE	40mm	55mm
CODE	RB41-0353-xxx040	RB41-0353-xxx055
PACK	5	5




COLOR. Black (050), White (069)
 USE WITH. Easy-Link™ Female & Male drive

DOUBLE SQUARE EASY-LINK™ INTER. BEARING BRKT | S45

3

SIZE	122mm x 122mm proj.
CODE	RB41-0384-069122
PACK	10



COLOR. White (069)
 USE WITH. Easy-Link™ Female & Male drive

EASY-LINK™ LX UNI-JOINT BEARING BRKT | S45

4

40mm Projection

TYPE	45 degree	90 degree
CODE	RB41-4553-xxx040	RB41-9053-xxx040
PACK	1	1



COLOR. Black (050), White (069)
 USE WITH. Easy-Link™ Intermediate Male Drive



COLOR RANGE



Silver Gray Black

PRODUCT OPTIONS

TENSIONING WIRE STOPPER

p.38

Alternate base mounting device



COMPATIBLE SYSTEMS

EASY SPRING ULTRA

p.3



S45/RB09 CHAINWINDER SYSTEM

p.27



S45/RB05 CRANK GEAR SYSTEM

p.29



AUTOMATE™ MOTORIZATION

p.31




BASE 40/50 TENSIONING WIRE STOPPER + ADJUSTER

Top/Ceiling Mount

1

CODE	RB91-3120-xxx000
PACK	10



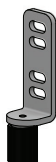
COLOR. Silver [024], White [069]
USE WITH. Wire Guide Tensioning Cable, LX Brackets

BASE 40/50 TENSIONING WIRE STOPPER + ADJUSTER

Face/Wall Mount

1

CODE	RB91-3121-xxx000
PACK	10



COLOR. Silver [024], White [069]
USE WITH. Wire Guide Tensioning Cable, LX Brackets

WIRE GUIDE TENSIONING CABLE

164 FT. (50M) ROLL

2

SIZE	1.2 mm
CODE	RB91-3602-010012
PACK	50



COLOR. Stainless Steel [010]
USE WITH. Tensioning Wire Stopper + Adjustor, Crimping Clip

CRIMPING CLIP

for 1.2mm Tensioning Cable

-

SIZE	6 mm
CODE	RB91-3611-020010
PACK	100



COLOR. Silver [020]
USE WITH. Wire Guide Tensioning Cable

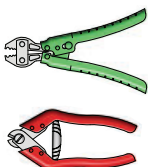
SWAGE CRIMPING & WIRE CUTTING TOOL

0.1-2.2mm Tensioning Cable

-

Price not subject to group discount

CODE	TM10-0501-000022
PACK	1



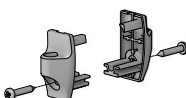
USE WITH. Wire Guide Tensioning Cable, Crimping Clip

D30 MEDIUM BOTTOM RAIL WIRE GUIDE END CAPS

RH & LH SET

3

CODE	RB91-2231-xxx002
PACK	50



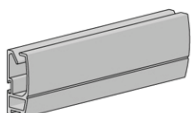
COLOR. Black [050], White [069], Gray [338]
USE WITH. D30 Bottom Rail, Wire Guide Tensioning Cable

D30 SILENT ALUMINUM BOTTOM RAIL

14.0 x 31.0mm x 16ft. [4.87m] Piece

4

TYPE	Anodized	Colors - refer below
CODE	RB91-1232-020490	RB91-1232-xxx490
PACK	10	10



COLOR. Black [050], White [069], Bronze [080], Vanilla [414]
USE WITH. Spline 15mm, D30 End Cap & Wire Guide End Cap, 7mm Fabric brush

BUBBLE SEAL SMALL

328 ft (100m)

-

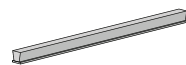
CODE	SB91-0005-001100
PACK	100



COLOR. Clear [001]
USE WITH. D30 Bottom Rail

FABRIC BRUSH T-SLOT FIT

TYPE	5mm / 1 roll=546yd	7mm / 1 roll=382yd
CODE	SB91-0011-050500	AW91-1501-050000
PACK	500	350



COLOR. Black [050]
USE WITH. D30 Bottom Rail

D30 FABRIC FEEDING FUNNEL

LH & RH

-

CODE	RB91-7030-393000
PACK	1



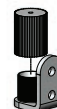
COLOR. Blue [393]
USE WITH. D30 Bottom Rail

TENSIONING WIRE STOPPER + ADJUSTER

Face/Wall Mount

-

TYPE	Steel
CODE	SS31-3101-020000
PACK	10



COLOR. Silver [020]
USE WITH. Wire Guide Tensioning Cable

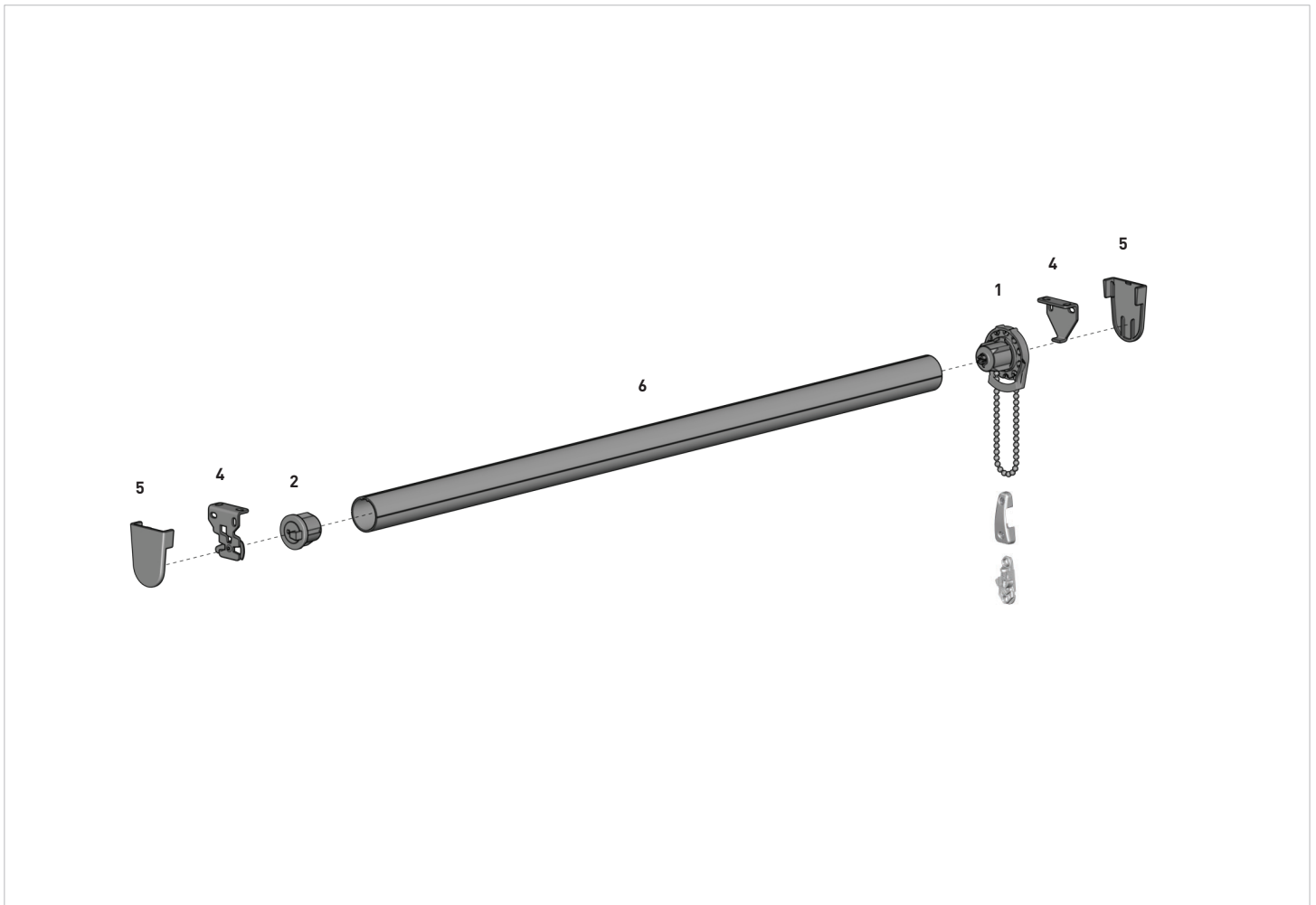
15MM ACM FLAT SPLINE

-

TYPE	No Tape - 328ft.	One Side - 246ft.	Two Side - 246ft.
CODE	RB92-1501-001100	RB92-1502-001075	RB92-1503-001075
PACK	1	1	1



COLOR. Clear [001]
USE WITH. D30 Hem Bar & F4115 FLAT Heavy Duty Bottom Rail



COLOR RANGE



White Natural Black

PRODUCT OPTIONS

GALAXY R-SERIES GEARED CLUTCH p.40
For heavier shades

SPRING ASSIST p.40
For lifting heavier shades

AUTOMATE™ MOTORIZATION p.142

CHAIN SHIELD p.47

SYSTEM UPGRADES

CASSETTE p.51
Round cover

R-SERIES FASCIA p.42
Square cover

CONTRACT POCKET p.69
Enclosed square cover

CONTRACT SIDE CHANNELS p.71
For light blackout

R8 CLUTCH

[** for 1-1/4" & 1-1/2" Only]
[* For 1-1/8", 1-1/4" & 1-1/2" Only]

Exterior clutches available in all colors by special order.



1

TYPE	1" Natural	1" Colors Below
CODE	R8C02	R8C02xx
PACK	25	25

TYPE	1-1/8" Natural	1-1/8" Colors Below	1-1/8" Exterior Colors
CODE	R8C01	R8C01xx	R8C01xxEXT
PACK	25	25	25

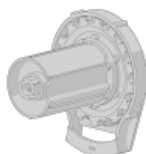
TYPE	1-1/4" Natural	1-1/4" Colors Below	1-1/4" Exterior Colors
CODE	R8C03	R8C03xx	R8C03xxEXT
PACK	25	25	25

TYPE	1-1/2" Natural	1-1/2" Colors Below	1-1/2" Exterior Colors
CODE	R8C14	R8C14xx	R8C14xxEXT
PACK	25	25	25

COLOR. White (W), Black (BK), Natural Exterior** (EXT), Black Exterior* (BKEXT)

R16 CLUTCH 1-1/2"

Exterior clutches available in all colors by special order.



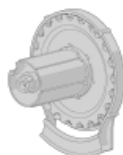
1

TYPE	Natural	Colors Ref Below	Exterior Colors
CODE	R16C53	R16C53xx	R16C53xxEXT
PACK	25	25	25

COLOR. White (W), Black (BK), Natural Exterior (EXT)

R24 CLUTCH 1-1/2"

Exterior clutches available in all colors by special order.



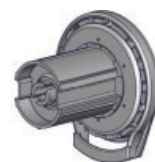
1

TYPE	Natural	Colors Ref Below	Exterior Colors
CODE	R24C53	R24C53xx	R24C53xxEXT
PACK	25	25	25

COLOR. White (W), Black (BK), Natural Exterior (EXT)

G200 GALAXY R-SERIES GEARED CLUTCH 1-1/2"

1



CODE	RGALxx
PACK	25

COLOR. White (W), Black (BK)

G400 GALAXY R-SERIES GEARED CLUTCH 1-1/2"

1

Exterior clutches available in all colors by special order.




CODE	RGAL400xx	RGAL400xxEXT
PACK	25	25

COLOR. White (W), Black (BK)

R24 SPRING ASSIST

1



TYPE	36" Left	36" Right
CODE	SA24L36xx	SA24R36xx
PACK	6	6

TYPE	45" Left	45" Right
CODE	SA24L45xx	SA24R45xx
PACK	6	6

COLOR. Vanilla (V), Black (BK)

G200 GALAXY R-SERIES GEARED SPRING ASSIST

1



TYPE	36" Left
CODE	RGALSA36LBK
PACK	6

TYPE	36" Right	45" Left	45" Right
CODE	RGALSA36Rxx	RGALSA45Lxx	RGALSA45Rxx
PACK	6	6	6

COLOR. Black (BK), White (W)

G400 GALAXY R-SERIES GEARED SPRING ASSIST

1




TYPE	36" Left
CODE	RGAL400SA36Lxx
PACK	6

TYPE	36" Right	45" Left	45" Right
CODE	RGAL400SA36Rxx	RGAL400SA45Lxx	RGAL400SA45Rxx
PACK	6	6	6

COLOR. Black (BK), White (W)

R3 -R8 BRACKET SET

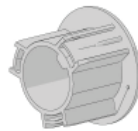
Compatible with Automate™ Motors up to 3Nm



TYPE	1-1/2" Projection	2" Projection	2-7/8" Projection
CODE	RB360xx	RB380xx	RB390xx
PACK	25	25	25

COLOR. Zinc, White (W), Black (BK)

ADAPTERS

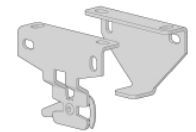


TYPE	2" Natural	2" Black	2" Satin Nickel
CODE	RA2	RA2BK	RA2SN
PACK	50	10	50

TYPE	2" Antique Bronze	2-1/2" & 3-1/4" Natural	2-1/2" & 3-1/4" Black
CODE	RA2AB	RA25	RA25BK
PACK	50	10	10

R16 BRACKET SET

1-1/2" Projection



TYPE	1-1/2" Zinc	1-1/2" Colors Below
CODE	RB560	RB560xx
PACK	25	25

COLOR. White (W), Black (BK)

R-SERIES PIN END

(* Only Available in natural & black)



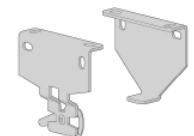
TYPE	1"	1-1/8" *
CODE	REP02xx	REP01xx
PACK	25	25

TYPE	1-1/4"	1-1/2"
CODE	REP03xx	REP53xx
PACK	25	25

COLOR. Natural, White (W), Black (BK)

R16-24 BRACKET SET

2" & 2-7/8" Projection



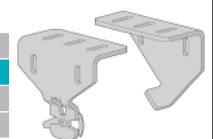
TYPE	2" Zinc	2" Zinc Exterior
CODE	RB580	RB580EXT
PACK	25	25

TYPE	2" Colors Below	2-7/8" Zinc
CODE	RB580xx	RB590
PACK	25	50

COLOR. White (W), Black (BK)

HEAVY DUTY BRACKET SET

TYPE	Plated	Colors Below
CODE	RBGAL	RBGALxx
PACK	25	25



COLOR. Plated, White (W), Black (BK)

3" R-SERIES SQUARE FASCIA


TYPE	3"x16' Anodized	3"x16' Colors Below
CODE	RFP3A16	RFP3BK16
PACK	10	10



COLOR. White (W), Vanilla (V), Bronze (BZ), Black (BK)
 USE WITH. 3" R-Series Fascia

R-SERIES FASCIA FACE PLATE


TYPE	3" Colors Below
CODE	RB561FPxx
PACK	50



R8 FASCIA BRACKET SET

Compatible with Automate™ motors up to 3Nm


TYPE	4" Colors Below
CODE	RB581RTN3xx
PACK	25



COLOR. White (W), Vanilla (V), Gray (G), Bronze (BZ), Black (BK)

R-SERIES FASCIA FACE PLATE PAIR

TYPE	4" Colors Below
CODE	RB581FPxx
PACK	50




COLOR. White (W), Vanilla (V), Gray (G), Bronze (BZ), Black (BK)

R8 FASCIA BRACKET SET

Compatible with Automate™ motors up to 3Nm

TYPE	3" Colors Below
CODE	RB362RTNxx
PACK	50



COLOR. White (W), Vanilla (V), Gray (G), Bronze (BZ), Black (BK)
 USE WITH. 3" R-Series Fascia

R3-R8 BRACKET COVER SET




TYPE	For 1-1/2" Bracket	For 2" Bracket
CODE	RBPC360xx	RBPC380xx
PACK	25	25

COLOR. White (W), Black (BK)

R16 FASCIA BRACKET SET


TYPE	3" Colors Below
CODE	RB561RTNxx
PACK	50



COLOR. White (W), Vanilla (V), Gray (G), Bronze (BZ), Black (BK)
 USE WITH. 3" R-Series Fascia

R16-R24 FASCIA BRACKET SET

TYPE	4" Colors Below
CODE	RB581RTNxx
PACK	25



COLOR. White (W), Vanilla (V), Gray (G), Bronze (BZ), Black (BK)

COMBO HEAD SCREW

Screw 6 x 5/8"

TYPE	Combo Head
CODE	SC6625C500
PACK	500



COLOR. Zinc

4" R-SERIES SQUARE FASCIA

TYPE	4"x16' Anodized	4"x16' Colors Below
CODE	RFP4A16	RFP4xx16
PACK	10	10



COLOR. White (W), Vanilla (V), Gray (G), Bronze (BZ), Black (BK)
 USE WITH. 4" R-Series Fascia

HEX SLOTTED SCREW

Screw 6 x 3/4"

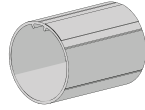
TYPE	Hex Slotted
CODE	SC6750H500
PACK	500



COLOR. Zinc

ALUMINUM TUBE TAPED

6



TYPE	1" x 12 ft.	1-1/8" x 16 ft.
CODE	RTEA1T12	RTEA2T16
PACK	15	14

TYPE	1-1/4" x 12 ft.	1-1/4" x 16 ft.	1-1/2" x 12 ft.
CODE	RTEA3T12	RTEA3T16	RTEA4T12
PACK	10	10	8

TYPE	1-1/2" x 16 ft.	2" x 12 ft.	2" x 14 ft. Smooth Wall
CODE	RTEA4T16	RTEA5T12	RTEASW5T14
PACK	8	4	4

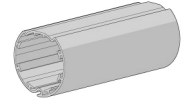
TYPE	2" x 16 ft.	2-1/2" x 16 ft.	3-1/4" [83 mm] x 16 ft.
CODE	RTEA5T16	RTEA6T16	RTEA7T16
PACK	4	4	2

COLOR. Mill

SWITCH SYSTEM | ALUMINIUM TUBE

6

16ft. (4.87m) Piece



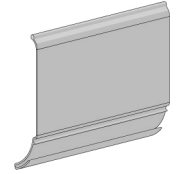
CODE	RB95-0238-000487
PACK	6

COLOR. Mill (000)

USE WITH. Switch System Flexible Tube Hook and Taped Stiff Fabric Hook

SWITCH SYSTEM | FLEXIBLE TUBE HOOK

-



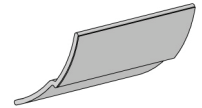
CODE	RB95-0403-338487
PACK	60

COLOR. Gray (338)

USE WITH. Switch System Tube and Taped Stiff Fabric Hook

SWITCH SYSTEM | TAPED STIFF FABRIC HOOK

-



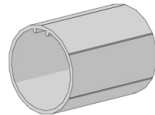
CODE	RB95-0402-050487
PACK	180

COLOR. Black (050)

USE WITH. Switch System Tube and Flexible Tube Hook

ALUMINUM TUBE NO TAPE

6



TYPE	1-1/2" x 12 ft.	1-1/2" x 16 ft.	2" x 12 ft.
CODE	RTEA4U12	RTEA4U16	RTEA5U12
PACK	8	8	4

TYPE	2" x 16 ft.	2" x 14 ft. Smooth Wall	2-1/2" x 16 ft.
CODE	RTEA5U16	RTEASW5U14	RTEA6U16
PACK	4	4	4

COLOR. Mill


MULTI-PURPOSE DOUBLE SIDED TUBE TAPE

-

36 yd Roll

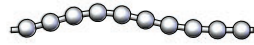
(*Price not subject to group discount)

TYPE	1" Over 2-1/2" Tube	\$19.85 Ea
CODE	TAPE36	TAPE31
PACK	1	1



USE WITH. Aluminum tubes, Flat Spline

#10 METAL BEAD CHAIN



TYPE			
CODE	RBC45AB	RBC45M	RBC45MSS
PACK	1	1	1

COLOR. Antique Brown on Brass Nickel over Steel Stainless Steel

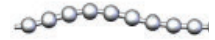
#10 CHAIN PLIERS

TYPE	Metal Bead Heavy Duty	Metal Bead
CODE	RE0060102	RBCPL2
PACK	1	1



6MM PITCH PLASTIC CHAIN

TYPE	820 ft.
CODE	RBC6MMC
PACK	1



COLOR. White (W), Vanilla (V), Gray (G), Clear (C), Brown (BR), Black (BK)

PLASTIC CHAIN CONNECTOR


TYPE		
CODE	RCPxx	RCPC
PACK	100	100



COLOR. White (W), Vanilla (V), Gray (G), Clear (C), Brown (BR), Black (BK)

12MM PITCH PLASTIC CHAIN

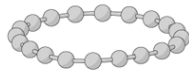
TYPE	820 ft.
CODE	RBC8xx
PACK	1



COLOR. White (W), Vanilla (V), Gray (G), Black (BK)

#10 QUALIFIED METAL CHAIN LOOP

Nickel over Steel



TYPE	3'	4'	5'
CODE	RBC03M	RBC04M	RBC05M
PACK	10	10	10

TYPE	6'
CODE	RBC06M
PACK	10

COLOR. Nickel over Steel

PLASTIC CHAIN STOP BALL

TYPE	Clear	Clear with Shoulder
CODE	RCPSBC	RCPSB
PACK	500	500



6MM PLASTIC CHAIN LOOPS

TYPE	2 ft. (0.62m)
CODE	RBC02P6xx
PACK	10



TYPE	3 ft. (0.92m)	4 ft. (1.23m)	5 ft. (1.54m)
CODE	RBC03P6xx	RBC04P6xx	RBC05P6xx
PACK	10	10	10

TYPE	6 ft. (1.85m)	7 ft. (2.15m)	8 ft. (2.44m)
CODE	RBC06P6xx	RBC07P6xx	RBC08P6xx
PACK	10	10	10

COLOR. White (W), Vanilla (V), Black (BK)

METAL CHAIN CONNECTOR

TYPE		
CODE	RCMxx	RCMSS
PACK	100	100



COLOR. Antique Bronze (AB), Stainless (SS)

5/16" OPEN METAL STOP BALL

TYPE		
CODE	RCMSB	RCMSBxx
PACK	100	100



COLOR. Nickel Plated Brass (B), Antique Brown (AB)

CHAINHOLD COVER

TYPE	Chainhold Cover
CODE	RB91-1336-xxx000
PACK	200



COLOR. Clear [001], Black [050], White [075], Gray [331], Vanilla [414]
 USE WITH. Chainhold base assembly

CHAINHOLD BASE ASSEMBLY


TYPE	Chainhold Base Assembly
CODE	RB91-1337-xxx000
PACK	200



COLOR. Clear [001], Black [050], White [075], Gray [331], Vanilla [414]
 USE WITH. Chain Hold Cover

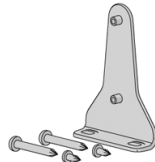
CHAINHOLD BRACKET

TYPE	Chainhold Mounting Kit Clear
CODE	RB91-1338-001110
PACK	200



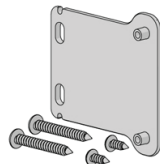
CHAINHOLD FLOOR FIX BRACKET

TYPE	Chainhold Mounting Kit Clear
CODE	RB91-1338-001210
PACK	200



CHAINHOLD SIDE FIX BRACKET

TYPE	Chainhold Mounting Kit Clear
CODE	RB91-1338-001310
PACK	200




SINGLE RETRACTABLE CORD LIFT TAG 5.2.2 (2022)

TYPE	Child Safety Tag
CODE	HD91-0123-000001
PACK	100



TENSION DEVICE TAG 5.2.1 (2022)

TYPE	Child Safety Tag
CODE	HD91-0106-000001
PACK	100



BOTTOM RAIL TD LABEL 5.1.1 (2022), ROLL OF 250

TYPE	Child Safety Label
CODE	HD91-0122-000001
PACK	250



BOTTOM RAIL TD LBL 5.1.2 (2022), ROLL OF 250, LONG

TYPE	Child Safety Label
CODE	HD91-0122-000002
PACK	250



BOTTOM RAIL CL LABEL 5.1.1 (2022), ROLL OF 250

TYPE	Child Safety Label
CODE	HD91-0121-000001
PACK	250



BOTTOM RAIL CL LBL 5.1.2 (2022), ROLL OF 250, LONG

TYPE	Child Safety Label
CODE	HD91-0121-000004
PACK	250



CHAINHOLD INSTRUCTIONS

TYPE	Chainhold Instructions
CODE	MK04-INST-133101
PACK	200



USE WITH. Chainhold Kit

CHAINHOLD INSTRUCTIONS

TYPE	Chainhold Instructions
CODE	MK04-INST-133102
PACK	200



USE WITH. Chainhold Kit, Chainhold Floor Kit, Chainhold Side Fix Kit

CHAIN SHIELD 12" - CLEAR

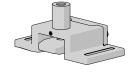
CODE	RB91-1346-001370
PACK	20



COLOR. Clear (001)

CHAIN SHIELD DRILL GUIDE JIG

CODE	TM91-1346-000001
PACK	2



CHAIN SHIELD 8" PRE DRILLED HOLES - CLEAR



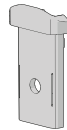
TYPE	8"	20"	32"
CODE	RB91-1346-001020	RB91-1346-001051	RB91-1346-001081
PACK	10	10	10

TYPE	44"
CODE	RB91-1346-001112
PACK	10

COLOR. Clear (001)

CHAIN SHIELD FUNNEL - CLEAR

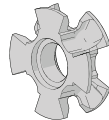
CODE	RB91-1346-001001
PACK	50



COLOR. Clear (001)

CHAIN SHIELD WHEEL - NATURAL

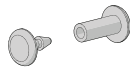
CODE	RB91-1346-060002
PACK	25



COLOR. Natural (060)

CHAIN SHIELD BINDING POST SET - CLEAR

CODE	RB91-1346-001003
PACK	25



COLOR. Clear (001)

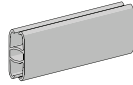
CHAIN SHIELD SPACING JIG

CODE	TM91-1346-000002
PACK	0



FABRIC WRAP HEM BAR 16'

TYPE	16 ft.
CODE	RB91-1236-069490
PACK	10



COLOR. White [069], Black [050], Anodized [020]

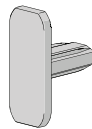
HEM BAR FABRIC CREASE TOOL

CODE	RB92-2001-000000
PACK	0



FABRIC WRAP HEM BAR END CAP

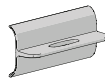
CODE	RB91-2136-069001
PACK	100



COLOR. White [069], Black [050], Silver Gray [338]

FABRIC WRAP HEM BAR HANDLE

CODE	RB91-2336-001000
PACK	50



COLOR. Clear [001]

HEM BAR HANDLE PULL HOOK 2FT/4FT EXTN

CODE	RB91-2536-069000
PACK	50



COLOR. White [069]

**ACM FLAT SPLINE - 9MM
246 FT. (75M) ROLL | DOUBLE SIDED TAPE ON ONE SIDE**

CODE	RB92-0902-001075
PACK	1



COLOR. Clear [001]

SMOOTH ROUND SPLINE | 5.0MM X 820FT ROLL

CODE	SS91-5350-069000
PACK	1



COLOR. White [069]

EXTERNAL HEM BAR

18mm x 23.1 mm x 16ft (4.87m) Piece

TYPE	Anodized	Colors refer below
CODE	HB16A	HB16xx
PACK	10	10




COLOR. Black (BK), Brown (BR), Vanilla (V), White (W)

15MM ACM FLAT SPLINE - WITH DOUBLE SIDED TAPE

Double Sided MP-HR TAPE • 246ft (75 m) Roll

TYPE	One Side	Two Sides
CODE	RB92-1502-001075	RB92-1503-001075
PACK	1	1



COLOR. Clear (001)
USE WITH. ROUND & F4115 FLAT Heavy Duty Bottom Rail

HEM BAR END CAP WITH SCREW

CODE	HBECxx
PACK	100



COLOR. White (W), Vanilla (V), Gray (G), Brown (BR), Black (BK)

BUBBLE SEAL SMALL

5mm x 328ft. (100m) Roll

CODE	SB91-0005-001100
PACK	100



COLOR. Clear (001)
USE WITH. D30 Bottom Rail

HEM BAR INSERT

TYPE	Insert Hem Bar 300'
CODE	HBIS
PACK	1



D30 FABRIC FEEDING FUNNEL

LH & RH

CODE	RB91-7030-393000
PACK	1



COLOR. Blue (393)
USE WITH. D30 Bottom Rail

INTERNAL HEM BAR

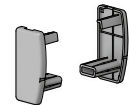
TYPE	16 ft. Mill
CODE	RCBIHB16
PACK	10



D30 BOTTOM RAIL END CAP

LH & RH

CODE	RB91-2131-xxx002
PACK	50

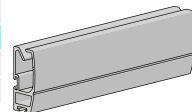


COLOR. Black (050), White (069), Gray (338)
USE WITH. D30 Bottom Rail

D30 SILENT ALUMINUM BOTTOM RAIL

14.0mm x 31.0mm x 16ft (4.87m) Piece

TYPE	Nat Anodized	Colors - refer below
CODE	RB91-1232-020490	RB91-1232-xxx490
PACK	10	10

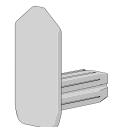


COLOR. Black (050), White (069), Bronze (080) and Vanilla (414),
USE WITH. Spline - Flat 15mm, D30 End Cap

F4115 FLAT HEAVY DUTY END CAP

Universal **WHILE SUPPLIES LAST**

CODE	SB06-0210-xxx000
PACK	100

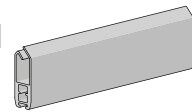


COLOR. White (069)
USE WITH. F4115 FLAT Bottom Rail

F4115 FLAT HEM BAR

15.0mm x 41.0mm x 19ft (5.8m) Piece **WHILE SUPPLIES LA

TYPE	Nat Anodized	Colors - refer below
CODE	SB06-0201-020580	SB06-0201-xxx580
PACK	10	10

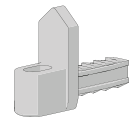


COLOR. White (069)
USE WITH. Spline - Flat 15mm, F4115 Wire Guide & Std End Cap

F4115 FLAT HEAVY DUTY WIRE GUIDE END CAP

Universal **WHILE SUPPLIES LAST**

CODE	SB06-0210-xxx003
PACK	50



COLOR. White (069)
USE WITH. F4115 FLAT Bottom Rail

15MM ACM FLAT SPLINE - NO TAPE

328ft. (100m) Roll


TYPE	No Tape
CODE	RB92-1501-001100
PACK	1



COLOR. Clear (001)
USE WITH. Aluminum Tube S100

BOTTOM UP CORD GUIDE KIT

CODE	RB91-2239-050001
PACK	10



COLOR. Black (050)
USE WITH. Bottom Up Rail

BOTTOM UP RAIL SEAL

328FT. (100M) ROLL

CODE.	SB91-0007-001100
PACK	1




COLOR. Clear (001)
USE WITH. Bottom Up Rail

ACM FLAT SPLINE - 9MM

246ft. (75m) Roll | Double Sided

CODE	RB92-0903-001075
PACK	1



COLOR. Clear (001)
USE WITH. Bottom Up Rail

BOTTOM UP RAIL

16ft. (4.87m) Piece

TYPE	Color	Anodized
CODE	RB91-1239-xxx490	RB91-1239-020490
PACK	6	6



COLOR. Black (050), White (075)
USE WITH. Bottom Up Rail Seal, Flat Spline, End Caps, Cord Guide Kit

BOTTOM UP RAIL END CAP

CODE.	RB91-2139-xxx000
PACK	20

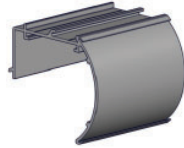


COLOR. White (069), Black (050), Gray (338)
USE WITH. Bottom Up Rail

CASSETTE 80 HEADRAIL

16 ft. (4.87m) Piece

CODE	CRVA	CRVxx
PACK	12	12



COLOR. Anodized (A), Black (BK), Bronze (BZ), Vanilla (V), White (W)

CASSETTE 100 HEADRAIL END CAP

TYPE	Cassette 100	
CODE	CREC100xx	
PACK	50	



COLOR. Anodized (A), Black (BK), Bronze (BZ), Vanilla (V), White (W)

CASSETTE 80 SKYLINE BRACKET


TYPE	1"
CODE	CRUSLB
PACK	50



CASSETTE 100 HEADRAIL

16 ft. (4.87m) Piece

CODE	CRV100A	CRV100xx
PACK	6	6



COLOR. Anodized (A), Black (BK), Bronze (BZ), Vanilla (V), White (W)

CASSETTE 80 SKYLINE INTERMEDIATE BRACKET

CODE	CRUSLBI
PACK	25



CASSETTE 100 MOUNTING BRACKET

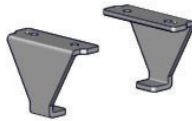
TYPE	Colors Below	Plated Exterior.
CODE	SB20-0202-xxx100	SB20-0202-031100
PACK	50	50



COLOR. Black (050), Bronze (472), Vanilla (414), White (075), Zinc (025)

CASSETTE 80 R-SERIES BRACKET

CODE	CRUBKT
PACK	25



CASSETTE 120 END CAP

CODE	SB20-0205-001000
PACK	1



COLOR. Clear (001)

CASSETTE 80 R-SERIES INTERMEDIATE BRACKET


TYPE	1-1/8"
CODE	CRIMBKT
PACK	25



CASSETTE 120 HEADRAIL

16 ft. (4.87m) Piece

CODE	SB20-0304-020490	SB20-0304-xxx490
PACK	4	4



COLOR. Anodized (020) Black (050), Bronze (080), Vanilla (414), White (075)

BKT MOUNT 1.5" VERSARAIL & CASSETTE 80 MOUNT ZINC

CODE	VRBKT15
PACK	250



COLOR. Zinc

CASSETTE 100 & 120 SKYLINE BRACKET

TYPE	Standard	Showing Price
CODE	CRUSLB660	CRUSLB660EXT
PACK	50	50



CASSETTE 80 END CAP

TYPE.	Cassette 80
CODE	CRECxx
PACK	50



COLOR. Gray (G), Black (BK), Bronze (BZ), Vanilla (V), White (W)

CASSETTE 120 END CAP

CODE	SB20-0303-xxx120
PACK	10



COLOR. Gray [331], Black, [050] Bronze [089], Vanilla [414], White [075]

CASSETTE 100 & 120 SKYLINE INTERMEDIATE BRACKET

CODE	CRUSLB660I
PACK	50



LOCKING RETAINING SPEAR

TYPE	SL5/SL10/SL15	SL20
CODE	RE0030420	RE0030520
PACK	25	25



COLOR. Black

MEDIUM SKYLINE LINK BRACKET
Intermediate Ext.

CODE	RB41-0321-xxx138
PACK	25



COLOR. Black [050], White [075]

CASSETTE 100 & 120 R-SERIES BRACKET



TYPE	\$0.67 Ea	\$0.70 Ea	\$0.70 Ea
CODE	CRUBKT53	CRUBKT53L	CRUBKT53L8
PACK	25	50	25

CASSETTE 100 & 120 R-SERIES INTERMEDIATE BRACKET

TYPE	R16 1-3/4"
CODE	CRIMBKT53L
PACK	\$0.90 EA



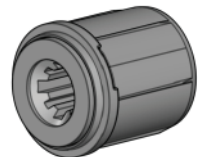
BKT MOUNTING 2" VERSARAIL & CASSETTE 120 EXTERIOR



TYPE	Plated	Exterior	Colours below
CODE	V2BKT	V2BKTEXT	V2BKTx
PACK	200	200	200

COLOR. Black [BK], Brown [BR], Vanilla [V], White [W]

CASSETTE R-SERIES END PLUG




TYPE	1- 1/8"	1-1/8"	1"
CODE	CREP01	CREP01BK	CREP02
PACK	25	25	25
TYPE	1"	1- 1/4"	1- 1/4"
CODE	CREP02BK	CREP03	CREP03BK
PACK	25	25	25
TYPE	1- 1/2"	1- 1/2"	
CODE	CREP53	CREP53BK	
PACK	25	25	

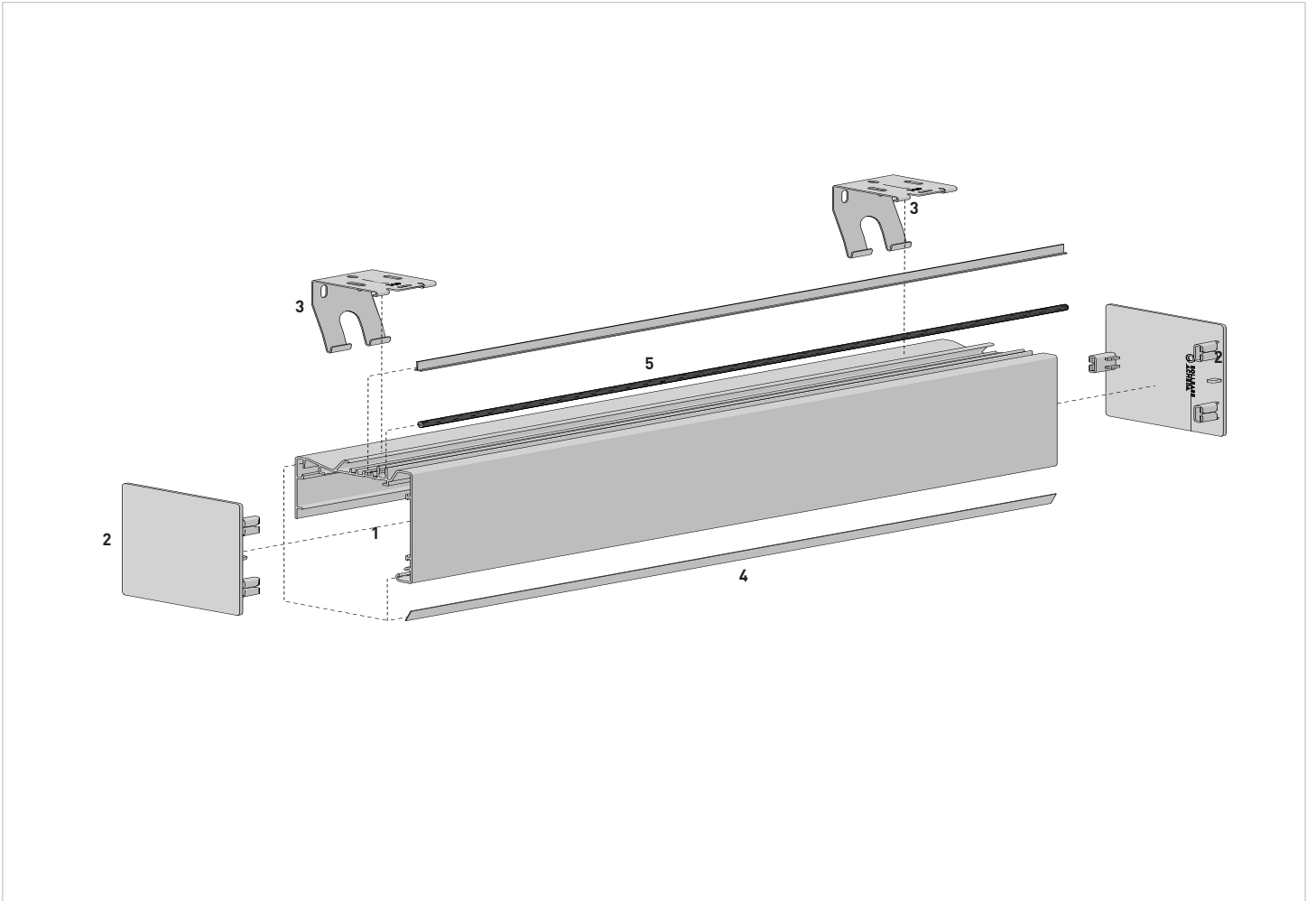
COLOR. Black

EASY SPRING PLUS CASSETTE BRACKET
1-1/2" [38MM]


CODE	RE0084710
PACK	50



COLOR. White



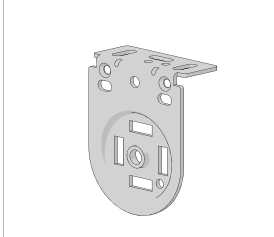
COLOR RANGE



PRODUCT OPTIONS

LX BRACKETS


p.54



COMPATIBLE SYSTEMS

EASY SPRING

p.3



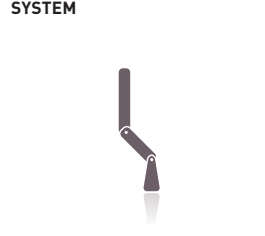
S45/RB09/SKYLINE CHAINWINDER SYSTEM

p.27



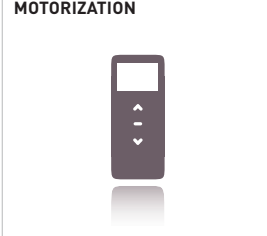
S45/RB05 CRANK GEAR SYSTEM

p.29




AUTOMATE™ MOTORIZATION

p.31



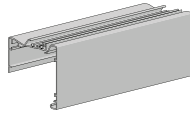
EASY-LINK

p.21



SQ CASSETTE 110 HEADRAIL 16 FT.

1




CODE	SB20-0504-xxx490	SB20-0504-020490
PACK	4	4

COLOR. White (069), Black (050), Bronze (080), Vanilla (414)

RIBBED ROUND SPLINE

5

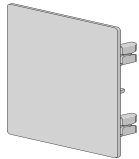


TYPE	3.7mm	4.1mm	4.6mm
CODE	SS91-5237-050500	SS91-5241-050500	SS91-5246-050300
PACK	500	500	300

COLOR. Black (050)
USE WITH. Square Cassette 110

SQ CASSETTE 110 END CAP

2



CODE	SB20-0503-xxx000
PACK	10

COLOR. Black (050), Bronze (080), Silver (338), Vanilla (414), White (069)
USE WITH. Square Cassette 110

FABRIC BRUSH T SLOT 10MM H X 4.8MM W - 218YD ROLL

-



CODE	SB91-0012-050300
PACK	200

COLOR. Black (050)
USE WITH. Square Cassette 110

CASSETTE 100 MOUNTING BRACKET

3

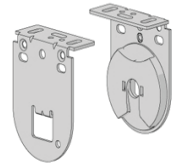


CODE	SB20-0202-xxx100
PACK	50

COLOR. Black (050), Bronze (472), Vanilla (414), White (075), Zinc (025)
USE WITH. Square Cassette 110

EASY-LOCK LX INST BRKTS-12/40MM PROJ. S45

-



TYPE	S45
CODE	RB09-0352-xxx040
PACK	25

COLOR. Black (050), Silver Grey (338), Pure White (069)
USE WITH. Square Cassette 110

FLAT SPLINE 246 FT. (75M)

4




TYPE	Tape on one side	9mm Tape both sides	10mm Tape both sides
CODE	RB92-0902-001075	RB92-0903-001075	RB92-1003-001075
PACK	1	1	1

COLOR. Clear (001)
USE WITH. Square Cassette 110

EASY-LOCK GEAR SMALL LX BRACKETS

-

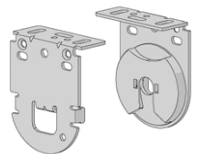


CODE	RB05-9359-xxx040
PACK	5

COLOR. Black (050), Silver Grey (338), Pure White (069)
USE WITH. Square Cassette 110

RB09 LX H/D MOTOR INSTAL BKTS 12/40MM PROJ. S45

-

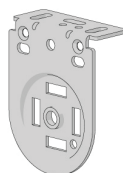


CODE	RB40-9355-xxx040
PACK	25

COLOR. Black (050), Silver Grey (338), Pure White (069)
USE WITH. Square Cassette 110

LX SKYLINE BRACKET | 40MM PROJECTION

-

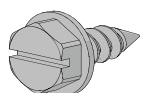


TYPE	40mm
CODE	SL01-0306-xxx040
PACK	50

COLOR. Black (050), Silver Grey (338), Pure White (069)
USE WITH. Square Cassette 110

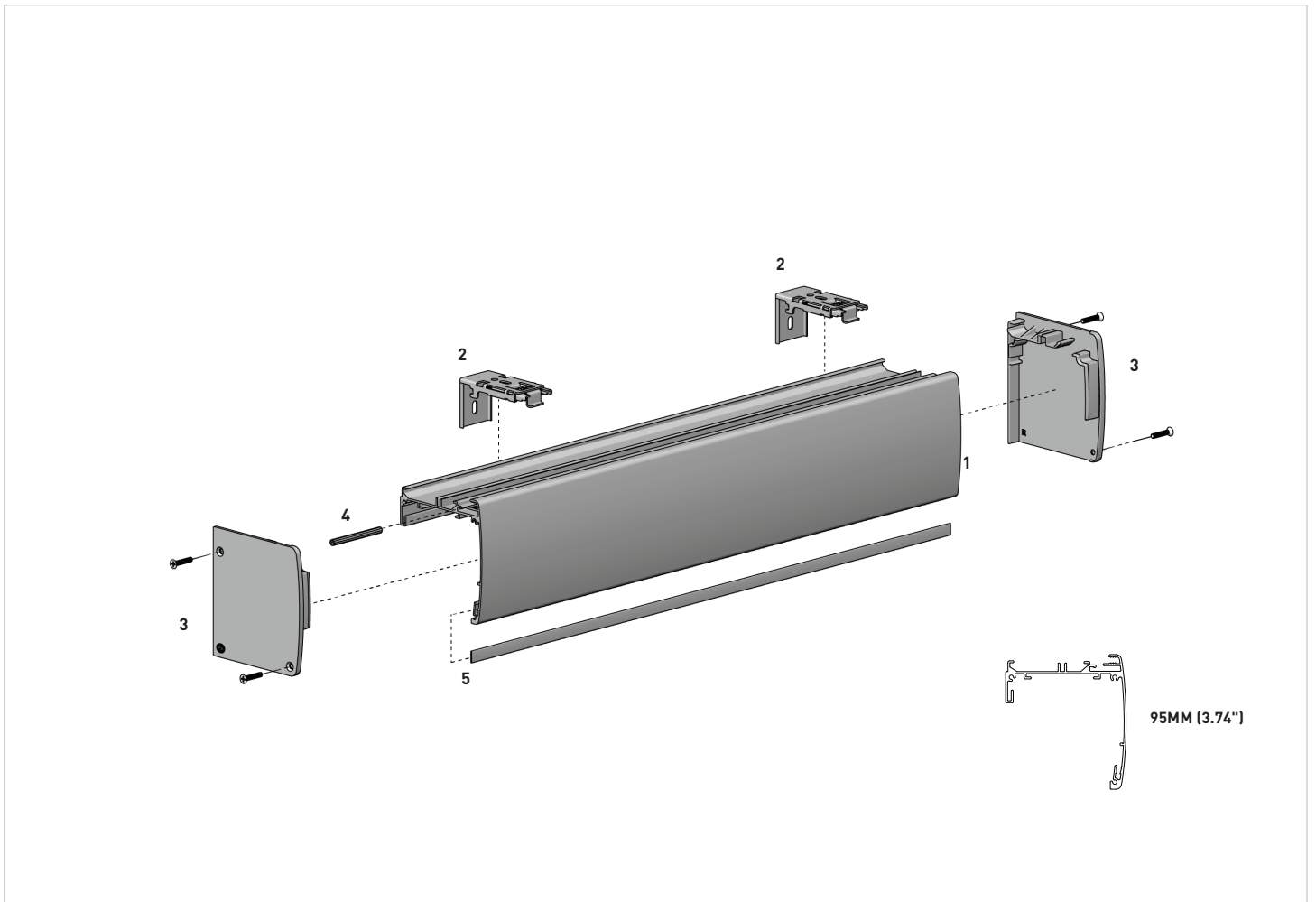
SCREW #6 X 3/8" HEX SLOTTED

-




CODE	SC6375H25
PACK	25

USE WITH. LX Brackets



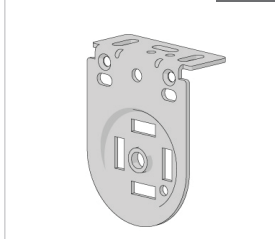
COLOR RANGE



PRODUCT OPTIONS

LX BRACKETS

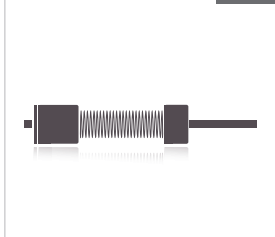
p.56



COMPATIBLE SYSTEMS

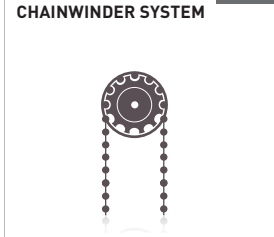
EASY SPRING

p.3



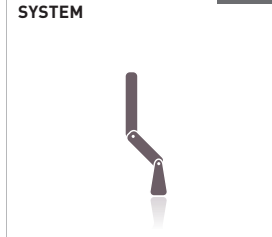
S45/RB09/SKYLINE CHAINWINDER SYSTEM

p.27



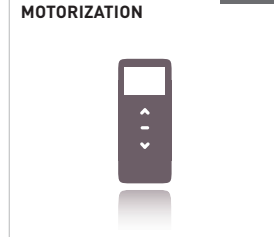
S45/RB05 CRANK GEAR SYSTEM

p.29



AUTOMATE™ MOTORIZATION

p.31

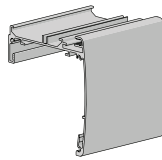


P95 SEMI CASSETTE

16 ft. (4.87m) Piece

1

CODE	RB88-0150-xxx490
PACK	4

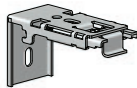


COLOR. Anodized (020), Black (050), White (069), Bronze (080), Vanilla (414)
 USE WITH. Pelmet 95 End Cap Set & Spring Loaded Bracket

P95 SEMI CASSETTE - SPRING LOADED BKT - UNIV. FIX

2

CODE	RB88-0122-025001
PACK	50

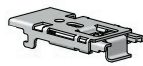


COLOR. Zinc (025)
 USE WITH. Pelmet 95 Semi Cassette

P95 SEMI CASSETTE - SPRING LOADED BKT -TOP MOUNT

2

CODE	RB88-0121-025001
PACK	50

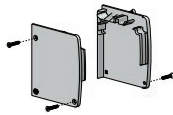


COLOR. Zinc (025)
 USE WITH. Pelmet 95 Semi Cassette

P95 SEMI CASSETTE - END CAP SET + FIX SCREWS

3


CODE	RB88-0101-xxx001
PACK	10



COLOR. Gray (338), Black (050), White (069), Bronze (089), Vanilla (414)
 USE WITH. Pelmet 95 Semi Cassette

RIBBED ROUND SPLINE | 4.1MM X 500MT ROLL

4




TYPE	4.1mm x 300m Roll	4.6mm x 500m Roll
CODE	SS91-5241-050500	SS91-5246-050300
PACK	500	300

COLOR. Black (050)
 USE WITH. Pelmet 95 Semi Cassette

9MM ACM FLAT SPLINE NO TAPE 100M (328FT) ROLL

5


CODE	RB92-0901-001100
PACK	1



COLOR. Clear

9MM ACM FLAT SPLINE

5



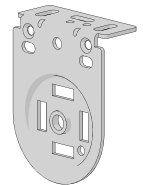
TYPE	Tape on one side	Tape on both sides
CODE	RB92-0902-001075	RB92-0902-001075
PACK	1	1

COLOR. Clear (001)

LX SKYLINE BRACKET

40mm & 55mm Projection

TYPE	40mm	55mm
CODE	SL01-0306-xxx040	SL01-0306-xxx055
PACK	50	50

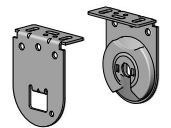


COLOR. Zinc (025), Black (050), White (069), Gray (338)
 USE WITH. LX Bracket Cover

EASY-LOCK LX INST BRKTS-12/40MM PROJ. S45

40mm & 55mm Projection

TYPE	40mm	55mm
CODE	RB09-0352-xxx040	RB09-0352-xxx055
PACK	25	25

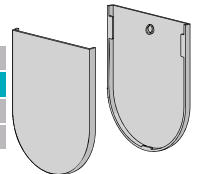


COLOR. Black (050), White (069), Gray (338)
 USE WITH. RB09 Chainwinder & Extend Idler S45, Brkt Cover Caps

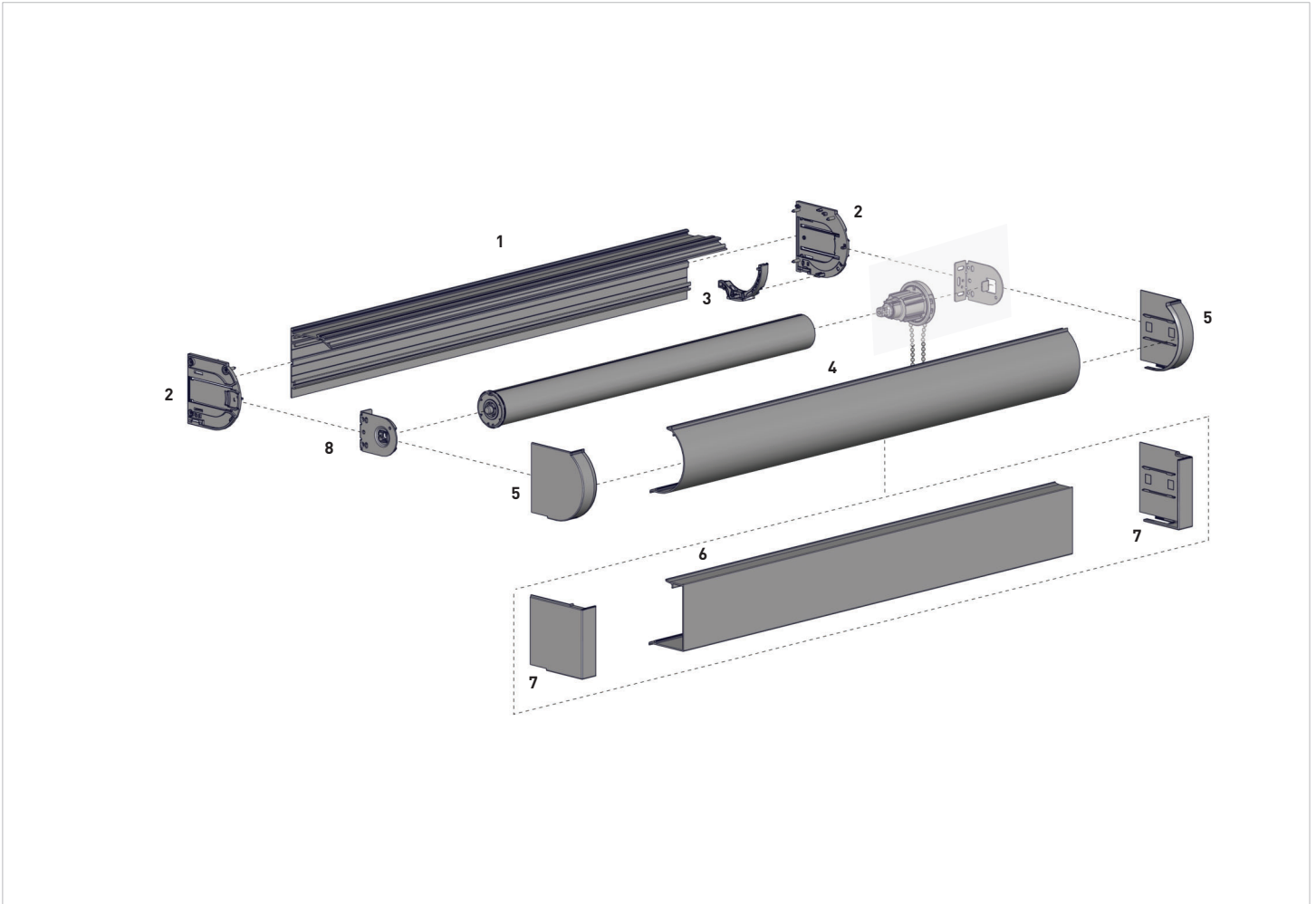
LX BRACKET COVERS

40mm & 55mm Projection


TYPE	40mm	55mm
CODE	RB08-4151-xxx040	RB08-4151-xxx055
PACK	25	25



COLOR. Black (050), White (069), Gray (338)
 USE WITH. LX Brackets



COLOR RANGE




White Anodized Black

PRODUCT OPTIONS

SEMI-CASSETTE

p.58


Use fascia bracket with round cover & round cover set



SEMI-CASSETTE

p.58

Use fascia bracket with square cover & square cover set



MOUNTING BRACKETS

p.58

Ceiling or wall mount

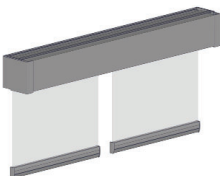


COMPATIBLE SYSTEMS

S45 EASY-LINK™ SYSTEM

p.35

For wider spans



CF90 EDGE LIGHT BLOCK SYSTEM

p.61

For light blackout



S45/RB09/SKYLINE CHAINWINDER SYSTEM

p.27



AUTOMATE(TM) MOTORIZATION

p.31



EASY SPRING ULTRA / SKYLINE

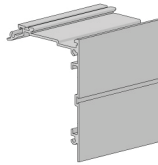
p.5



CASSETTE 90 BACK

16ft. (4.87m) Piece

1



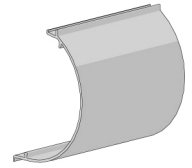
TYPE	Mill	Anodized	Colors - refer below
CODE	RC01-0101-000490	RC01-0101-020490	RC01-0101-xxx490
PACK	4	4	4

COLOR. Black (050), White (069)
USE WITH. Cassette Round or Square Cover & End Plate set

CASSETTE 90 ROUND COVER

16ft. (4.87m) Piece

4




TYPE	Mill	Anodized	Colors - refer below
CODE	RC01-0102-000490	RC01-0102-020490	RC01-0102-xxx490
PACK	4	4	4

COLOR. Black (050), White (069)
USE WITH. Cassette 90 Back, Fascia Bracket

FASCIA 90 BRACKET

CODE	RC03-0101-xxx040
PACK	10

COLOR. Black (050), White (069)
USE WITH. Cassette Round or Square Cover & End Plate set

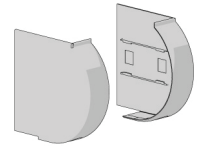


CASSETTE 90 ROUND COVER SET

LH & RH

CODE	RC02-0102-xxx090
PACK	10

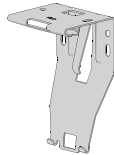
COLOR. Black (050), White (069), Gray (338)
USE WITH. Cassette 90 Round Cover, End Plate set



CF90 UNIVERSAL MOUNTING BRACKET

CODE	RC03-1004-069090
PACK	50

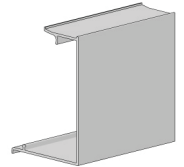
COLOR. Black (050), White (069), Zinc (025)
USE WITH. Cassette 90 Back



CASSETTE 90 SQUARE COVER

16ft. (4.87m) Piece

6



TYPE	Mill	Anodized	Colors - refer below
CODE	RC01-0103-000490	RC01-0103-020490	RC01-0103-xxx490
PACK	4	4	4

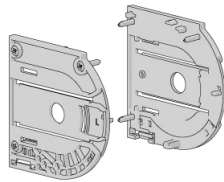
COLOR. Black (050), White (069)
USE WITH. Cassette 90 Back, End Plate set, Fascia Bracket

CASSETTE 90 END PLATE SET

+ Screws

CODE	RC02-0101-338090
PACK	10

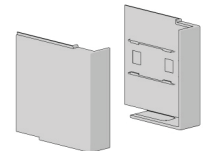
COLOR. Gray (338)
USE WITH. Cassette 90 Back



CASSETTE 90 SQUARE COVER SET

CODE	RC02-0103-xxx090
PACK	10

COLOR. Black (050), White (069), Gray (338)
USE WITH. Cassette 90 Square Cover, End Plate set

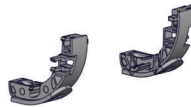


CASSETTE 90 ROUND CHAIN GUIDE

LH & RH

CODE	RC02-0201-001090
PACK	10

COLOR. Clear (001)
USE WITH. Cassette 90 Round Cover & End Plate set

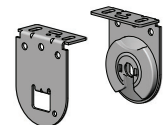


EASY-LOCK LX INSTALLATION BRACKET | S45

40mm & 55mm Projection

TYPE	40mm Projection	55mm Projection
CODE	RB09-0352-xxx040	RB09-0352-xxx055
PACK	25	25

COLOR. Black (050), White (069), Gray (338)
USE WITH. RB09 Chainwinder & Extend Idler S45, Brkt Cover Caps

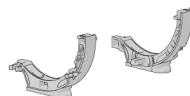


CASSETTE 90 SQUARE CHAIN GUIDE

LH & RH

CODE	RC02-0202-001090
PACK	10

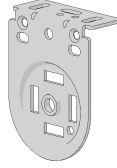
COLOR. Clear (001)
USE WITH. Cassette 90 Square Cover & End Plate set



LX SKYLINE BRACKET | 40MM PROJ.

CODE	SL01-0306-xxx040
PACK	50

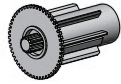
COLOR. Zinc (025), Black (050), White (069), Gray (338)
 USE WITH. LX Bracket Cover Caps



EASY-LINK™ INTERMEDIATE MALE DRIVE | S45

CODE	RB41-1002-xxx045
PACK	25

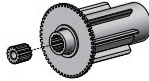
COLOR. Black (050), White (069), Gray (338)
 USE WITH. Easy-Link™ Female drive, Bearing Bracket, Aluminum Tube S45



EASY-LINK™ INTERMEDIATE FEMALE DRIVE | S45

CODE	RB41-1001-xxx045
PACK	25

COLOR. Black (050), White (069), Gray (338)
 USE WITH. Easy-Link™ Male drive, Bearing Bracket, Aluminum Tube S45

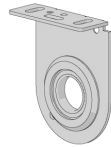


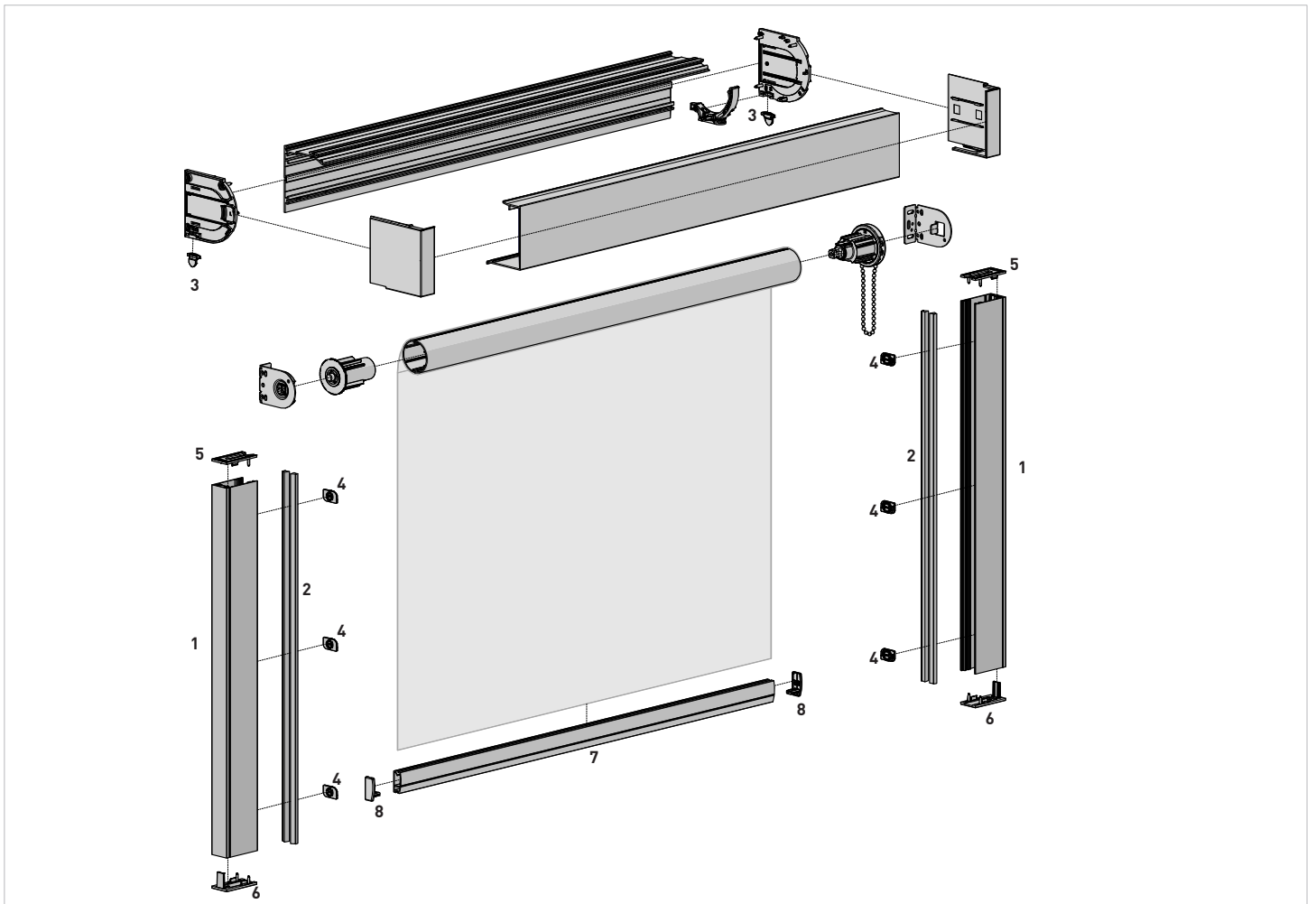
EASY-LINK™ INTERMEDIATE BRACKET | S45

40mm Projection + Grub Screw


TYPE	LX
CODE	RB41-0453-xxx040
PACK	25

COLOR. Black (050), White (069), Gray (338)
 USE WITH. Cassette 90 Back, Easy-Link™ Intermediate Female & Male Drive






COLOR RANGE



PRODUCT OPTIONS

CF90 CASSETTE FASCIA SYSTEM p.59
Round semi-cassette

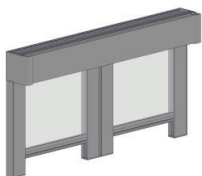


CF90 CASSETTE FASCIA SYSTEM p.59
Square semi-cassette



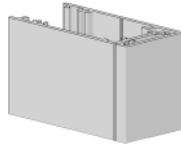
SYSTEM UPGRADES

S45 EASY-LINK™ SYSTEM p.35
For wider spans



EDGE LIGHT BLOCK | SIDE GUIDE
2 PC. SET - FIXING AND COVER RAILS -16 FT. (4.87M)

1



TYPE	Mill	Anodized	Colors - refer below
CODE	RC91-0101-000490	RC91-0101-020490	RC91-0101-xxx490
PACK	4	4	4

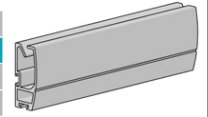
COLOR. Black (050), White (069)
 USE WITH. Cassette 90, Side Guide Ear

D30 SILENT ALUMINUM BOTTOM RAIL

7

14.0 x 31.0mm x 16 ft. (4.87m) Piece

TYPE	Anodized	Colors - refer below
CODE	RB91-1232-020490	RB91-1232-xxx490
PACK	10	10



COLOR. Black (050), White (069), Bronze (080), Vanilla (414)
 USE WITH. Spline - Flat 15mm, D30 End Cap

15MM ACM FLAT SPLINE - NO TAPE

-

328ft (100m) Roll

TYPE	No Tape
CODE	RB92-1501-001100
PACK	1



COLOR. Clear (001)
 USE WITH. Aluminum Tube S100

FABRIC BRUSH T SLOT FIT
0.28" HIGH X 0.19" WIDE | 383 YD (350 LM) ROLL

2

CODE	AW91-1501-050000
PACK	350




COLOR. Black (050)
 USE WITH. Cassette Edge Side Guide

15MM ACM FLAT SPLINE - WITH DOUBLE SIDE TAPE

-

Double Sided MP-HR TAPE • 246ft (75 m) Roll

TYPE	One Side	Two Sides
CODE	RB92-1502-001075	RB92-1503-001075
PACK	1	1



COLOR. Clear (001)
 USE WITH. ROUND & F4115 FLAT Heavy Duty Bottom Rail

EDGE LIGHT BLOCK | SIDE GUIDE EAR

3

CODE	RC91-0302-338000
PACK	100



COLOR. Gray (338)
 USE WITH. Cassette Edge Side Guide, Cassette 90 End Plate

BUBBLE SEAL SMALL

-

5mm x 328ft. (100m) Roll

CODE	SB91-0005-001100
PACK	100



COLOR. Clear (001)
 USE WITH. D30 Bottom Rail

EDGE LIGHT BLOCK | SIDE GUIDE LOCK

4

CODE	RC91-0201-050000
PACK	200



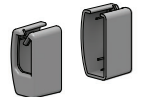
COLOR. Black (050)
 USE WITH. Cassette Edge Side Guide

D30 FABRIC FEEDING FUNNEL

-

LH & RH

CODE	RB91-7030-393000
PACK	1

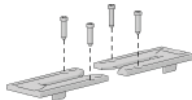


COLOR. Blue (393)
 USE WITH. D30 Bottom Rail

EDGE LIGHT BLOCK | SIDE GUIDE FUNNEL & SCREW SET

5

CODE	RC91-1002-xxx000
PACK	10



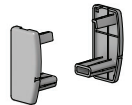
COLOR. Black (050), White (069), Gray (338)
 USE WITH. Cassette Edge Side Guide

D30 BOTTOM RAIL END CAP

8

LH & RH

CODE	RB91-2131-xxx002
PACK	50



COLOR. Black (050), White (069), Gray (338)
 USE WITH. D30 Bottom Rail

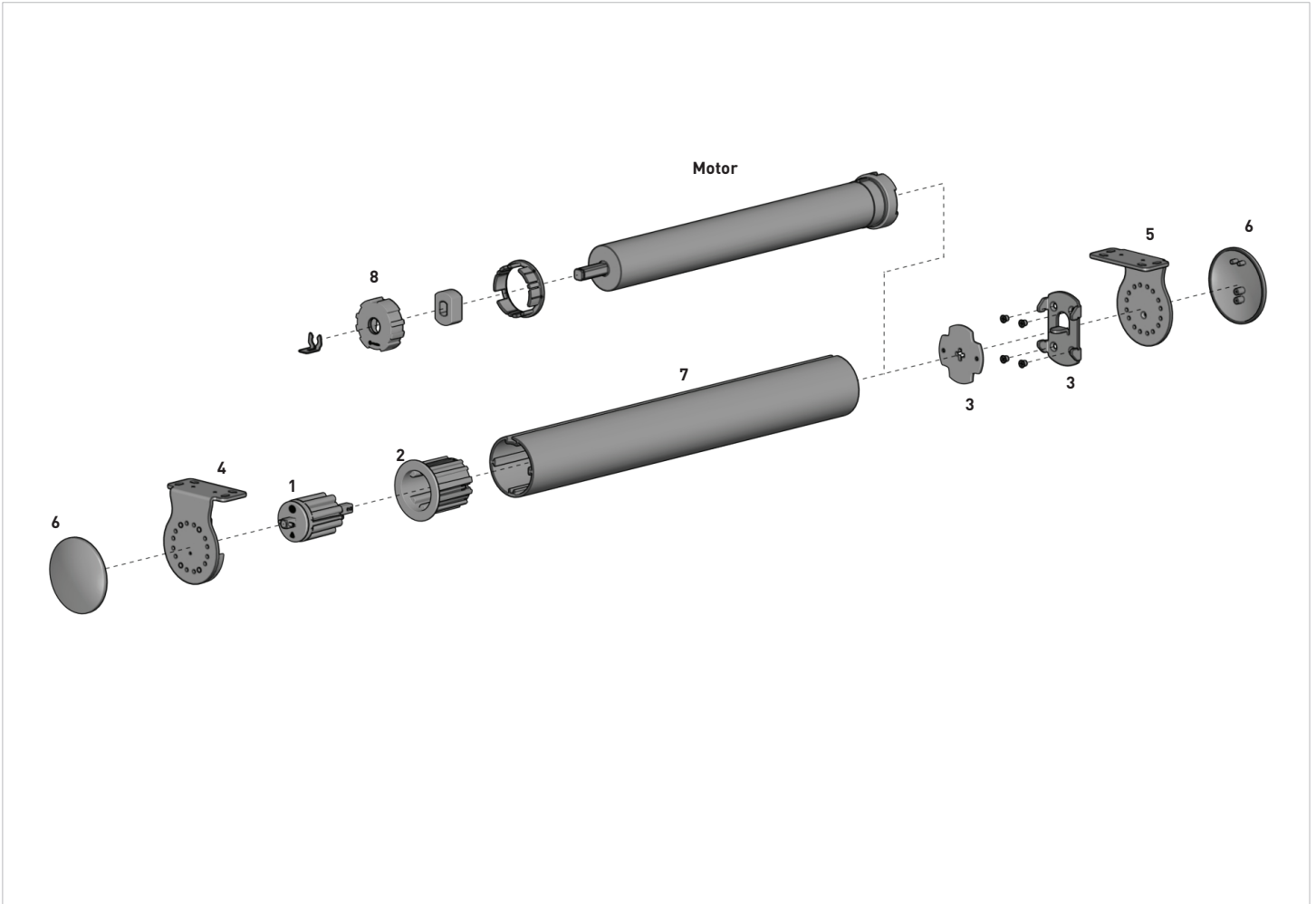
EDGE LIGHT BLOCK | BOTTOM CAP + SCREWS

6

CODE	RC91-1001-xxx000
PACK	10



COLOR. Black (050), White (069), Gray (338)
 USE WITH. Cassette Edge Side Guide



COLOR RANGE



Pure White Black

COMPATIBLE AUTOMATE™ MOTORS

- AUTOMATE™ Li-ion Q3.0 & Q10.0
- AUTOMATE™ DCRF Q3.0 & Q10.0
- AUTOMATE™ ACRF Q10.0 & 15
- AUTOMATE™ ACML Q10.0

PRODUCT OPTIONS

NON-ADJUSTABLE BRACKET p.64
 Alternative for idle end

ADJUSTABLE BRACKETS p.64
 For 5mm height adjustments

DOUBLE BRACKETS p.64
 For dual day/night shades

ACCESSORIES FOR THIRD PARTY MOTORS p.65

SYSTEM UPGRADES

S60 MULTI-LINK SYSTEM p.67
 For wider spans

RB10 BEARING IDLER/END PLUG | S60

1

CODE	RB10-6200-xxx001
PACK	5



COLOR. Black (050), White (069)
USE WITH. RB10 Tube Adapter, RB10 Idler Bracket Kit

RB10 TUBE ADAPTER | S60

2

TYPE	60STD Tube	80HD Tube
CODE	RB10-6000-xxx060	RB10-6000-xxx080
PACK	5	5

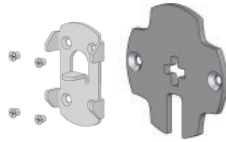


COLOR. Black (050), White (069)
USE WITH. RB10 Idler Head

AUTOMATE™ ARC MOTOR ADAPTER SET | S60 | S80

3

CODE	RB56-0721-069518
PACK	25



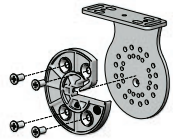
COLOR. White (069)
USE WITH. Automate™ S60 FT Motor & Adapter set

RB10 IDLER BRACKET KIT | S60

Universal Fix

4

TYPE	60mm
CODE	RB10-6500-xxx001
PACK	5



COLOR. Black (050), White (069)
USE WITH. RB10 Idler Head, Bracket Cover Cap

M50 UNIVERSAL MOTOR BRACKET | S60

5

SIZE	60mm	80mm
CODE	RB56-7103-xxx060	RB56-7103-xxx080
PACK	10	5



COLOR. Black (050), White (069)
USE WITH. M50 Motor Adapter, M50 Motor Bracket Cover, Screw Plate Cover
80mm - M50 Somfy Star Head 50 Motor Adapter

DOUBLE UNIV. MOTOR BASE BRACKET | S60

Top/Ceiling Mount

5

TYPE	LH	RH
CODE	RB56-7123-xxx060	RB56-7124-xxx060
PACK	5	5



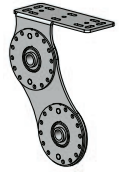
COLOR. Black (050), White (069)
USE WITH. M50 Motor Adapter

DOUBLE IDLE END BRACKET ADJUSTABLE | S60

Top/Ceiling Mount

5

TYPE	LH	RH
CODE	RB56-7323-xxx061	RB56-7324-xxx061
PACK	10	5




COLOR. Black (050), White (069)
USE WITH. Auto Idler S60

9MM ACM FLAT SPLINE - NO TAPE

328ft. (100m) Roll

-

TYPE	No Tape
CODE	RB92-0901-001100
PACK	1



COLOR. Clear (001)

9MM ACM FLAT SPLINE - WITH DOUBLE SIDED TAPE

Double Sided MP-HR TAPE | 246ft. (75m) Roll

-

TYPE	One Side	Two Sides
CODE	RB92-0902-001075	RB92-0903-001075
PACK	1	1



COLOR. Clear (001)
USE WITH. Aluminum Tube S60

MULTI-PURPOSE DOUBLE SIDED TUBE TAPE

36 yd Roll

[*Price not subject to group discount]

-

TYPE	1/2" Under 2- 1/2"	1" Over 2- 1/2"
CODE	TAPE36	TAPE361
PACK	1	1



COLOR. Clear
USE WITH. Aluminum Tubes

BRACKET COVER CAP

+ Screws

6

CODE	RB10-0101-xxx060
PACK	5



COLOR. Black (050), White (069), Gray (338)
USE WITH. M50 Universal Bracket, RB10 Idler Bracket Kit

DOUBLE IDLE END BRKT NON ADJUSTABLE | S60

Top/Ceiling Mount

5

TYPE	LH	RH
CODE	RB56-7621-xxx060	RB56-7622-xxx060
PACK	5	5



COLOR. Black (050), White (069)
USE WITH. Auto Idler S60

IDLE END BRACKET | S60

Universal Mount

-

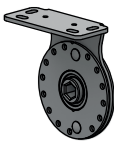
SIZE	60mm
CODE	RB56-7610-xxx061
PACK	10



COLOR. Black (050), White (069)
USE WITH. Auto Idler S60, Idle Bracket Cover, Screw Plate Cover

IDLE END BRACKET ADJUSTABLE | S60
Top/Ceiling Mount


SIZE	60mm	80mm
CODE	RB56-7301-xxx061	RB56-7301-xxx081
PACK	5	5



COLOR. Black (050), White (069)
USE WITH. Auto Idler S60, Idle Bracket Cover, Screw Plate Cover

AUTOMATE DRIVE WHEEL | S60 - S80

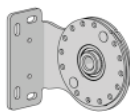
CODE	RB56-0105-050502
PACK	5



COLOR. Black (050)
USE WITH. 50mm Somfy Round Head Motors, S60 Tube

IDLE END BRACKET ADJUSTABLE | S60
Face/Wall Mount


SIZE	60mm	80mm
CODE	RB56-7302-xxx061	RB56-7302-xxx081
PACK	5	5



COLOR. Black (050), White (069)
USE WITH. Auto Idler S60, Idle Bracket Cover, Screw Plate Cover

M50 DRIVE WHEEL | S60


TYPE	SOMFY LT/ ALTUS 50	SOMFY SONESSE 50
CODE	RB56-0105-050511	RB56-0205-050511
PACK	5	5



COLOR. Black (050)
USE WITH. 50mm Somfy Round Head Motors, S60 Tube

IDLE BRACKET COVER | S60


CODE	RB56-0118-xxx060
PACK	5



COLOR. Black (050), White (069)
USE WITH. Idle End Bracket - Adjustable

M50 CROWN WHEEL | S60 - 60STD

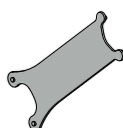
TYPE	SOMFY 50
CODE	RB56-0236-050501
PACK	5



COLOR. Black (050)
USE WITH. 50mm Somfy Round Head Motors, S60 - 60STD Tube

ADJUSTER TOOL UNIVERSAL | S60

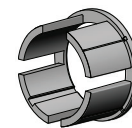
CODE	RB56-9107-020068
PACK	1



COLOR. Polished Silver
USE WITH. Adjustable Brackets S60

M50 CROWN WHEEL | S60 - 80 LIGHT & HD


TYPE	SOMFY 50
CODE	RB56-0238-050501
PACK	5



COLOR. Black (050)
USE WITH. 50mm Somfy Round Head Motors, S60 - 80HD Tube

M50 MOTOR HEAD PLATE | S60 | SOMFY

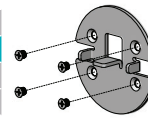
TYPE	SOMFY 50 ROUND
CODE	RB56-0711-xxx501
PACK	5



COLOR. Black (050)
USE WITH. M50 Somfy Round Head Motors, M50 Motor Adapter

M50 MOTOR ADAPTER SET | S60
+ Screws


TYPE	SOMFY 50 ROUND	AUTOMATE™
CODE	RB56-0701-xxx050	RB56-0701-xxx508
PACK	5	5



COLOR. Black (050), White (069)
USE WITH. 50mm Somfy Round Head Motors, Motor Head Plate

M50 SOMFY 50 STAR HEAD MOTOR BRACKET | S60
Universal Mount

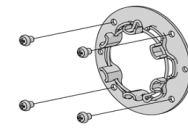
TYPE	SOMFY 50 STAR HEAD
CODE	RB56-7102-xxx060
PACK	5



COLOR. Black (050), White (069)
USE WITH. M50 Somfy Star Head Motor, Star Head Bracket Cvr, Screw Plate-over

M50 MOTOR HEAD ADAPTER | S60
+ Screws


TYPE	SOMFY 50 STAR HEAD
CODE	RB56-0752-025050
PACK	10



COLOR. Zinc (025)
USE WITH. M50 Universal Bracket - 80mm

STAR HEAD + IDLE BRACKET COVER | S60


CODE	RB56-0125-xxx060
PACK	5



COLOR. Black (050), White (069)
USE WITH. Somfy Star Head 50 Motor Bracket

UNIVERSAL ZAMACK ADAPTER
with Lock Ring

TYPE	SOMFY
CODE	RB56-0762-014050
PACK	1




COLOR. Cast Silver (014)

ALUMINUM TUBE | S60

7

O.D. 60mm x 16ft. (4.87m)

TYPE	No Tape	with D/S Tape
CODE	RB91-0260-000490	RB91-6260-000490
PACK	4	4




COLOR. Mill (000)
USE WITH. M50 Tubular Motors, Spline - Flat 9mm

ALUMINUM TUBE | S60 | 80 HEAVY DUTY

7

O.D 80mm x 16ft. (4.87m)

SIZE	16ft. (4.87m)
CODE	RB91-0280-000490
PACK	2



COLOR. Mill (000)
USE WITH. M50 Tubular Motors, Spline - Flat 9mm

AUTOMATE™ CROWN & DRIVE SETS | S60/80

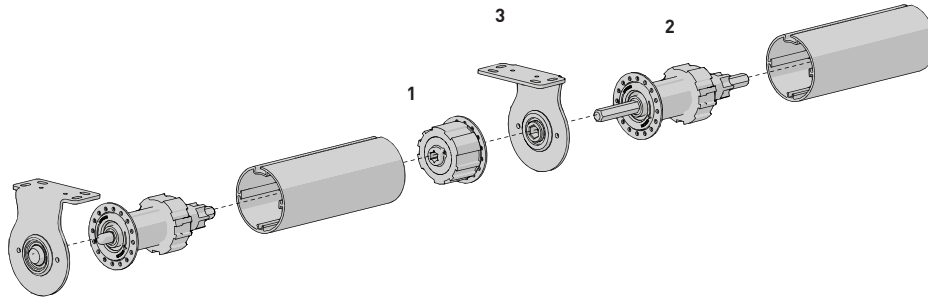
8

For 45mm Automate motors

SIZE	S60	S80
CODE	RB56-0336-050502	RB56-0338-050502
PACK	5	5



COLOR. Black (050)
USE WITH. Auto Idler S60, Idle Bracket Cover, Screw Plate Cover




COLOR RANGE



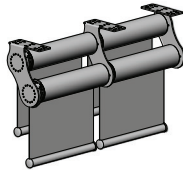
Pure White Black

PRODUCT OPTIONS

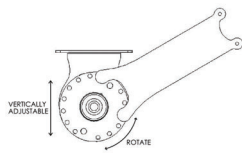
UNI-LINK p.68
Angle linked shades up to 90 degrees



DOUBLE BRACKETS p.68
For dual day/night shades



ADJUSTABLE BRACKETS p.68
For 5mm height adjustments



COMPATIBLE SYSTEMS

AUTOMATE™ MOTORIZATION p.63



MULTI-LINK INTERMEDIATE RECEIVER | S60

1

SIZE	60STD Tube	80HD Tube
CODE	RB56-2002-xxx060	RB56-2002-xxx080
PACK	5	5

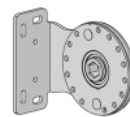


COLOR. Black (050), White (069)
 USE WITH. Aluminum Tube S60, Multi-Link Intermediate Drive & Bracket

INTERMEDIATE BRACKET ADJUSTABLE | S60

Face/Wall Mount

SIZE	60mm	80mm
CODE	RB56-7202-xxx060	RB56-7202-xxx080
PACK	5	5

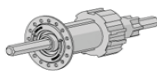


COLOR. Black (050), White (069)
 USE WITH. Multi-Link Intermediate Receiver & Drive, Screw Plate Cover

MULTI-LINK INTERMEDIATE DRIVE | S60

2

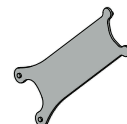
SIZE	60STD Tube	80HD Tube
CODE	RB56-1002-xxx060	RB56-1002-xxx080
PACK	5	5



COLOR. Black (050), White (069)
 USE WITH. Aluminum Tube S60, Multi-Link Intermediate Receiver & Bracket

ADJUSTER TOOL UNIVERSAL | S60

CODE	RB56-9107-020068
PACK	1



COLOR. Polished Silver
 USE WITH. Adjustable Brackets S60

INTERMEDIATE BRACKET NON ADJUSTABLE | S60

Universal Mount

3

SIZE	60mm
CODE	RB56-7510-xxx060
PACK	5



COLOR. Black (050), White (069)
 USE WITH. Multi-Link Intermediate Receiver & Drive, Screw Plate Cover

DOUBLE UNIV. MOTOR BASE BRACKET | S60

Top/Ceiling Mount

TYPE	LH	RH
CODE	RB56-7123-xxx060	RB56-7124-xxx060
PACK	5	5



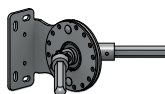
COLOR. Black (050), White (069)
 USE WITH. Multi-Link Intermediate Receiver & Drive

UNI-LINK INTERMEDIATE BRACKET ADJUSTABLE | S60

Face/Wall Mount *WHILE SUPPLIES LAST*

-

SIZE	60mm
CODE	RB56-7402-xxx060
PACK	5



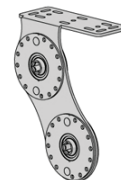
COLOR. Black (050), White (069)
 USE WITH. Uni-Link Intermediate Receiver, Screw Plate Cover

DOUBLE INTERMEDIATE BRACKET ADJUSTABLE | S60

Top/Ceiling Fix

-

CODE	RB56-7223-xxx060
PACK	5



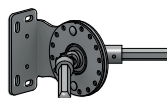
COLOR. Black (050), White (069)
 USE WITH. Multi-Link Intermediate Drive

UNI-LINK INTERMEDIATE BRACKET ADJUSTABLE | S60

Top/Ceiling Mount *WHILE SUPPLIES LAST*

-

SIZE	60mm
CODE	RB56-7401-xxx060
PACK	5



COLOR. Black (050), White (069)
 USE WITH. Uni-Link Intermediate Receiver, Screw Plate Cover

DOUBLE INTERMEDIATE BRACKET NON-ADJUSTABLE | S60

Top/Ceiling Fix

-

CODE	RB56-7523-xxx060
PACK	5



COLOR. Black (050), White (069)
 USE WITH. Multi-Link Intermediate Drive

UNI-LINK RECEIVER | S60

60STD Tube *WHILE SUPPLIES LAST*

-

TYPE	60mm
CODE	RB56-3002-xxx060
PACK	5



COLOR. Black (050), White (069)
 USE WITH. Aluminum Tube S60, Uni-Link Intermediate Bracket

INTERMEDIATE BRACKET ADJUSTABLE | S60

Top/Ceiling Mount

-

TYPE	60mm	80mm
CODE	RB56-7201-xxx060	RB56-7201-xxx080
PACK	5	5

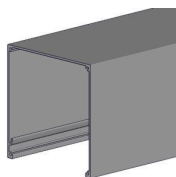


COLOR. Black (050), White (069)
 USE WITH. Multi-Link Intermediate Receiver

AP-55 POCKET

5" x 5" x 10 ft.

TYPE	Anodized	White
CODE	RCCP-5002-020305	RCCP-5002-075305
PACK	2	2




USE WITH. RCCP-8001-xxx305, RCCP-8002-xxx305

AP-79T POCKET

7" x 9" x 10 ft. with Tile Lip

TYPE	White
CODE	RCCP-7001-075305
PACK	2

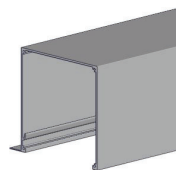


USE WITH. RCCP-8001-xxx305, RCCP-8002-xxx305

AP-55T POCKET

5" x 5" x 10 ft. with Tile Lip

TYPE	Anodized	White
CODE	RCCP-5001-020305	RCCP-5001-075305
PACK	2	2



USE WITH. RCCP-8001-xxx305, RCCP-8002-xxx305

AP-79E, POCKET ENDPLATE

7" x 9"

TYPE	White
CODE	RCCP-7100-075000
PACK	4



USE WITH. RCCP-7001-075305, RCCP-7002-075305

AP-55e END PLATE

5" x 5"

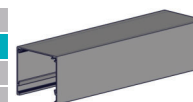
TYPE	Anodized	White
CODE	RCCP-5100-020000	RCCP-5100-075000
PACK	50	50



3" POCKET

3.5" x 3.1" x 16 ft.

TYPE	Anodized	White
CODE	RCCP3A	RCCP3W
PACK	4	4

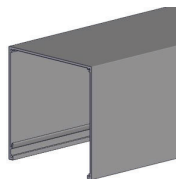


USE WITH. RCCP-8001-xxx305, RCEP3x

AP-66 POCKET

6" x 6" x 10 ft.

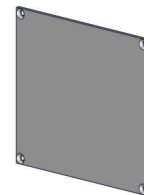
TYPE	White
CODE	RCCP-6002-075305
PACK	2



USE WITH. RCCP-8001-xxx305, RCCP-8002-xxx305

3" END PLATE

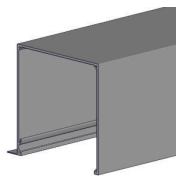
TYPE	Anodized	White
CODE	RCEP3A	RCEP3W
PACK	50	50



AP-66T POCKET

6" x 6" x 10 ft. with Tile Lip

TYPE	White
CODE	RCCP-6001-075305
PACK	2

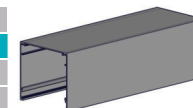


USE WITH. RCCP-8001-xxx305, RCCP-8002-xxx305

4" POCKET

4.5" x 4.1" x 16 ft.

TYPE	Anodized	White
CODE	RCCP4A	RCCP4W
PACK	4	4



USE WITH. RCCP-8001-xxx305, RCCP-8002-xxx305, RCEP4x

AP-66e END PLATE

6" x 6"

TYPE	White
CODE	RCCP-6100-075000
PACK	50



4" END PLATE


COLOR	White	Anodized
CODE	RCEP4A	RCEP4W
PACK	50	50



AP-79 POCKET

7" x 9" x 10 ft.

TYPE	White
CODE	RCCP-7002-075305
PACK	2

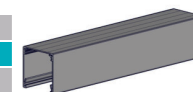


USE WITH. RCCP-8001-xxx305, RCCP-8002-xxx305

5" POCKET

5.6" x 5.3" x 16 ft.

TYPE	Anodized	White
CODE	RCCP5A	RCCP5W
PACK	2	2



USE WITH. RCCP-8001-xxx305, RCCP-8002-xxx305, RCEP5x

5" END PLATE

TYPE	Anodized	White
CODE	RCEP5A	RCEP5W
PACK	50	50



BOTTOM CLOSURE 5" RETURN, 10 FT. LENGTH

TYPE	White
CODE	RCCP-8005-075305
PACK	4



COLOR. White (075)
USE WITH. All pockets, L & I clips

SCREWS FOR 5" END PLATE & WORKROOM SHAFT CONNECTOR


CODE	CSDCS	CSDCSW
PACK	100	100



USE WITH. RCCP-5100-xxx000, RCCP-6100-xxx000, and RCP5x

4" SKYLINE FASCIA BRACKET SET

TYPE	Colors Below
CODE	SLFBKT4xx
PACK	25



COLOR. White (W), Vanilla (V), Gray (G), Bronze (BZ), Black (BK)

SCREWS END PLATE CONTRACT


TYPE	White	Plated
CODE	RCEPS100W	RCEPS100Z
PACK	100	100



USE WITH. RCCP-7100-075000, RCEP3x, RCEP4x

4" SL FASCIA ADJUSTABLE BRACKET

CODE	RB88-2106-xxx003
PACK	5



COLOR. Zinc (025), Black (050), White (075), Bronze (080), Gray (331), Vanilla (414)

POCKET ALIGNMENT PIN

7/64" x 1-1/2", Steel


TYPE	Stainless Steel
CODE	HD86-1011-010150
PACK	50



USE WITH. RCCP-5001-xxx305, RCCP-5002-xxx305, RCCP-6001-075305, RCCP-6002-075305, RC-

4" SKYLINE SPLIT FASCIA LINK BRACKET


CODE	RB88-2106-025002
PACK	5



COLOR. Zinc (025)

BOTTOM CLOSURE 2" RETURN, 10 FT. LENGTH

TYPE	White
CODE	RCCP-8006-075305
PACK	10



COLOR. White (075)
USE WITH. All pockets, L & I clips

4" SL FASCIA ADJUSTABLE EASY-LINK BRACKET

CODE	RB88-2106-025004
PACK	5



COLOR. Zinc (025)

BOTTOM CLOSURE 3" RETURN, 10 FT. LENGTH

TYPE	White
CODE	RCCP-8003-075305
PACK	8



COLOR. White (075)
USE WITH. All pockets, L & I clips

BOTTOM CLOSURE 4" RETURN, 10 FT. LENGTH

TYPE	White
CODE	RCCP-8004-075305
PACK	6




COLOR. White (075)
USE WITH. All pockets, L & I clips

R8 FASCIA BRACKET SET

Compatible with Automate™ motors up to 3Nm

TYPE	4" Colors Below
CODE	RB581RTNM3xx
PACK	25



COLOR. White (W), Vanilla (V), Gray (G), Bronze (BZ), Black (BK)

BOTTOM CHANNEL

16ft. (4.9m)


TYPE	Anodized	White
CODE	RCCBA	RCCBW
PACK	8	8



USE WITH. RCCSFx, RCCSBx

R16-R24 FASCIA BRACKET SET

TYPE	4" Colors Below
CODE	RB581RTNxx
PACK	25

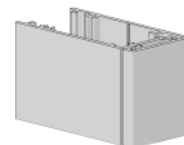


COLOR. White (W), Vanilla (V), Gray (G), Bronze (BZ), Black (BK)

EDGE LIGHT BLOCK | SIDE GUIDE

2 PC. SET - FIXING AND COVER RAILS -16FT. (4.87M)

TYPE	16' Length
CODE	RC91-0101-xxx490
PACK	4



COLOR. Mill (000), Anodized (020), Black (050), White (069)
USE WITH. Cassette 90, Side Guide Ear

FASCIA BASE BRACKET SET 5"

CODE	RE00201x0
PACK	25



COLOR. White (W), Black (BK), Gray (G), Bronze (BZ)

LIGHT BLOCKING BRUSH

200 yd Spool

CODE	RCBLBB
PACK	1



L CLIP RECESS CLOSURE 16 FT./488CM

TYPE	White
CODE	SB21-0504-075490
PACK	24



USE WITH. RCCP-8001-xxx488, RCCP-8002-xxx488

FABRIC BRUSH T SLOT FIT

0.28" High x 0.19" Wide | 383 Yd (350 Lm) Roll


CODE	AW91-1501-050000
PACK	350



COLOR. Black (050)
USE WITH. Cassette Edge Side Guide

I CLIP RECESS CLOSURE 16 FT./488CM

TYPE	White
CODE	SB21-0514-075490
PACK	12



USE WITH. RCCP-8001-xxx488, RCCP-8002-xxx488

EDGE LIGHT BLOCK | SIDE GUIDE LOCK

CODE	RC91-0201-050000
PACK	200



COLOR. Black (050)
USE WITH. Cassette Edge Side Guide

FRONT SIDE CHANNEL

16ft. (4.9m)

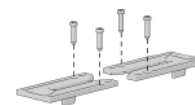
TYPE	Anodized	White
CODE	RCCSFA	RCCSFW
PACK	8	8



USE WITH. RCCSBx, RCCBx

EDGE LIGHT BLOCK | SIDE GUIDE FUNNEL & SCREW SET

CODE	RC91-1002-xxx000
PACK	10



COLOR. Black (050), White (069), Gray (338)
USE WITH. Cassette Edge Side Guide

BACK SIDE CHANNEL

16ft. (4.9m)

TYPE	Anodized	White
CODE	RCCSBA	RCCSBW
PACK	8	8



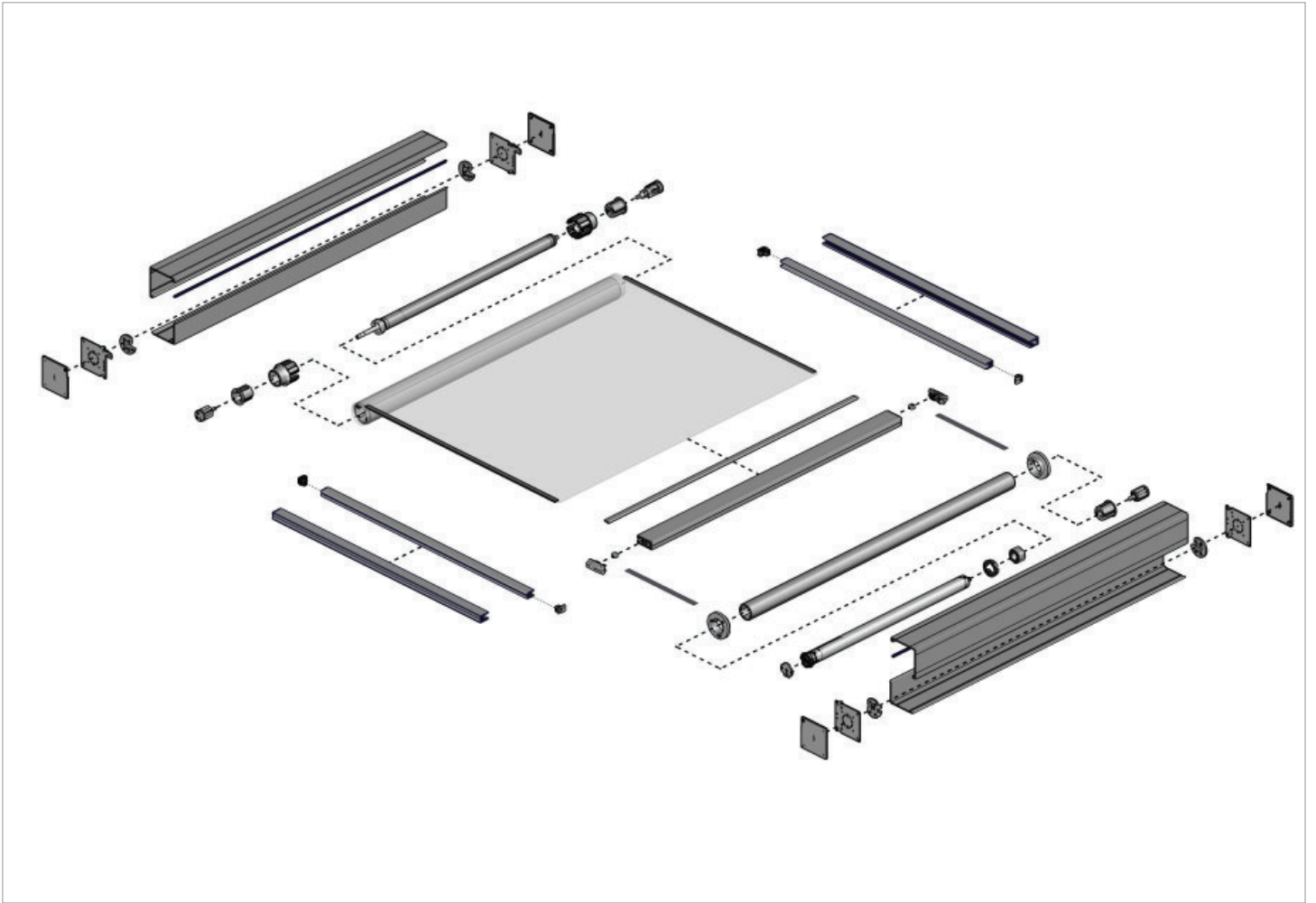
USE WITH. RCCSFx, RCCBx

EDGE LIGHT BLOCK | BOTTOM CAP + SCREWS

CODE	RC91-1001-xxx000
PACK	10



COLOR. Black (050), White (069), Gray (338)
USE WITH. Cassette Edge Side Guide



COLOR RANGE



Pure White Black

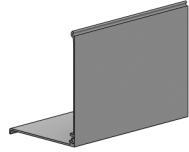
PRODUCT OPTIONS

SYSTEM UPGRADES

BOX 120 - COVER, 'SH-33' SQUARE

19 ft. (5.8m) Piece

TYPE	
CODE	SB01-1326-xxx580
PACK	4



COLOR. Black (050), White (069)

ALUMINUM TUBE | S60

O.D. 60mm x 16ft. (4.87m)

TYPE	No Tape	with D/S Tape
CODE	RB91-0260-000490	RB91-6260-000490
PACK	4	4




COLOR. Mill (000)
USE WITH. M50 Tubular Motors, Spline - Flat 9mm

BOX 120 - TOP & BACK

16ft. (4.9m) Piece

TYPE	
CODE	SB01-1340-xxx490
PACK	2




COLOR. Black (050), White (069)

9MM ACM FLAT SPLINE

D/S MP-HR TAPE • 246ft. (75m) Roll

TYPE	
CODE	RB92-0902-001075
PACK	1

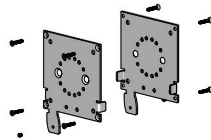


COLOR. Clear (001)

BOX 120 - UNIVERSAL END PLATE SET

Includes screws


TYPE	With ears
CODE	SB02-1201-025020
PACK	5



COLOR. Zinc (025)

7.2MM SPLINE WITH 15MM TAIL

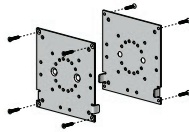
TYPE	
CODE	SB91-0408-001015
PACK	1



COLOR. Clear (001)

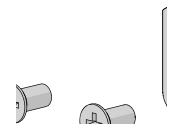
BOX 120 - SKYLIGHT UNIVERSAL END PLATE SET - WITHOUT EARS

TYPE	
CODE	SB02-1201-025030
PACK	5



RB10 IDLER HEAD ADAPTER

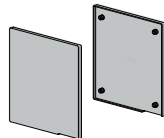
TYPE	
CODE	RB10-6400-050001
PACK	5



COLOR. Black (050)

BOX 120 'SH33' END PLATE COVER

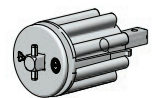
TYPE	
CODE	SB02-1220-069020
PACK	5



COLOR. Black (050), White (069)

RB10 BEARING IDLER

TYPE	
CODE	RB10-6200-xxx001
PACK	5

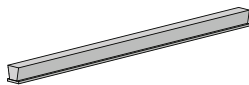


COLOR. Black (050), White (069)

FABRIC BRUSH - T-SLOT FIT

5mm HIGH x 4.8mm WIDE | 500 m

TYPE	5mm/1 roll=546yd
CODE	SB91-0011-050500
PACK	500



COLOR. Black (050)

RB10 TUBE ADAPTER | 60MM

TYPE	
CODE	RB10-6000-050060
PACK	5



COLOR. Black (050)

EDGE STRIP D-SECTION

Radius 2.6mm | 500 m

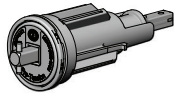
TYPE	
CODE	SB91-0201-050100
PACK	500



COLOR. Black (050)

RB10 PRE-TENSION IDLER | S60

TYPE	Left Hand
CODE	RB10-6220-050001
PACK	5



COLOR. Black (050)

ZIP TUBE REDUCER | LONG

CODE	SB11-0815-050580
PACK	4



COLOR. Black (050)

RB10 BOOSTER EXTRA HEAVY

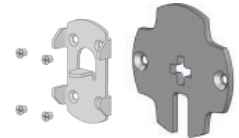
TYPE	Left Hand
CODE	RB10-6040-050051
PACK	4



COLOR. Black (050)

AUTOMATE™ ARC MOTOR ADAPTER SET | S60/80

CODE	RB56-0721-069518
PACK	25



COLOR. White (069)
USE WITH. Automate™ S60 FT Motor & Adapter set

RB10 RETRO-FIT BOOSTER SHORT SPRING LH | S60

CODE	RB10-6040-050161
PACK	4



COLOR. Black (050)

AUTOMATE CROWN WHEEL S60

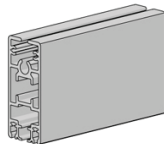
CODE	RB56-0136-050508
PACK	5



COLOR. Black (050)

F72 HD EXTERNAL WEIGHT BAR
72mm x 31mm

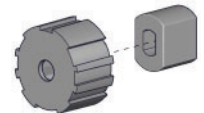
CODE	RE15-0112-069700-PF
PACK	1



COLOR. White (069)

AUTOMATE DRIVE WHEEL | S60

CODE	RB56-0105-050518
PACK	5



COLOR. Black (050)

PRE-TENSION SPANNER

CODE	RB10-9102-025008
PACK	1



UNIVERSAL ZAMACK ADAPTOR WITH LOCK RING & SCREWS


CODE	RB56-0763-014050
PACK	1



COLOR. Cast Silver (014)

F72 MULTI-BAR END CAP | ZIP WHITE

CODE	RE15-0512-069000
PACK	5



COLOR. White (069)

M50 CROWN WHEEL | S60 - 60STD

TYPE	SOMFY 50
CODE	RB56-0236-050501
PACK	5



COLOR. Black (050)
USE WITH. 50mm Somfy Round Head Motors, S60 - 60STD Tube

ZIP - TUBE REDUCER - MEDIUM

CODE	SB11-0813-050360
PACK	4



COLOR. Black (050)

M50 DRIVE WHEEL |60STD (SOMFY SONESSE 50)


CODE	RB56-0205-050511
PACK	5



COLOR. Black (050)

ZIPSCREEN - 'U' MOUNTING RAIL
18 FT. (5.5M) PIECE

CODE	SB04-0702-XXX550
PACK	10



COLOR. Black (050), White (069), Bronze (080), Anodized (018)

ZIP / NO. 5T GAUGE - COIL SYMMETRICAL | 400MT ROLL

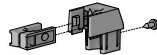
CODE	SH91-0115-050400
PACK	400



COLOR. Black (050)

ZIPSCREEN - FUNNEL W/ INTEGRATED TOP STOP + SCREW

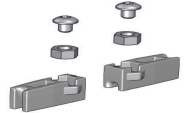
CODE	SB05-1412-050001
PACK	50



COLOR. Black (050)

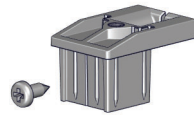
F72 MULTI-BAR | CORD GUIDE SET

CODE	RE15-0532-060000
PACK	5



ZIP INNER RAIL SKYLIGHT FUNNEL + SCREW

CODE	SB05-1611-050001
PACK	10



COLOR. Black (050)

BUBBLE SEAL STRIP


CODE	SB91-0001-050580
PACK	10



COLOR. Black (050)

ZIPSCREEN - ZIP INNER RAIL
18ft. (5.5m) Piece


CODE	SB04-0701-xxx550
PACK	10



COLOR. Black (050), White (069), Bronze (080)

LIFT TAPE, OUTDOOR, 6.0MM WIDE X 0.38MM THICK, BLACK


CODE	SS95-6038-050500
PACK	500



COLOR. Black (050)

ZIPSCREEN - L FIXING RAIL
18ft. (5.5m) Piece

CODE	SB04-0703-xxx550
PACK	10



COLOR. Black (050), White (069), Bronze (080)

15NM FT ACRF MOTOR

TYPE	45mm/15Nm/32r Quie
CODE	MT01-1145-069003
PACK	1



COLOR. White (069)

SKYLIGHT TAPE SPOOL - 9MM TAPE + FIXING SCREW | SYS60

CODE	SS48-1061-066090
PACK	10



10NM FT ACRF MOTOR Q

TYPE	45mm/10Nm/21r Quiet	45mm/10Nm/21r Quiet
CODE	MT01-1145-069002	MT01-1145-069004
PACK	1	1



COLOR. White (069)

ZIP / NO. 6 GAUGE - DOUBLE SIDED | 200MT ROLL

CODE	SH91-0135-050200
PACK	200



COLOR. Black (050)

AUTOMATE REMOTES



TYPE	Push 15	Push 5	1 Channel	15 Channel
CODE	MT02-0101-xxx008	MT02-0101-xxx004	MTRF-REM-1C	MTRF-REM-15
PACK	1	1	1	1

COLOR. White (067), Black (050)

ROMANS

WORKROOM

Workroom	79
----------	----

ROLLER ROMAN

RR10 Manual	81
RR10 Motorized	83
RR20 Manual	84
RR20 Motorized	85

SS38 CHAIN CONTROL SYSTEM

SS38 Chain Control System	87
---------------------------	----

EASY SPRING PLUS

Easy Spring Plus Roller Roman	89
-------------------------------	----

RING LOCK ACCESSORIES

Ring Lock Accessories	89
-----------------------	----

NO-SEW ROMAN BAR ACCESSORIES

No-Sew Roman Bar Accessories	91
------------------------------	----

CORDS & CHAINS

Cords & Chains	92
----------------	----

SAFETY TAGS

Safety Tags	94
-------------	----

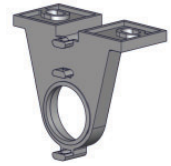
WORKROOM CLUTCH



TYPE	Large	Slim
CODE	CSCL	CSCLSM
PACK	25	25

COLOR. Natural

WORKROOM BRACKET



TYPE	Large	Slim
CODE	CSBKT	SNSBKT
PACK	100	100

COLOR. Natural

CLUTCH COVER WORKROOM SLIM



TYPE	Large	Slim
CODE	CSCLCVR	CSCLSMCVR
PACK	25	25

COLOR. Natural

WORKROOM STOP BRACKET



CODE	SSB
PACK	100

COLOR. Vanilla

COMBO HEAD SCREW



CODE	SC6625C500
PACK	500

SPEAR DRIVE

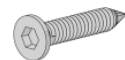
PAIR



TYPE	3.8"
CODE	VSPR38
PACK	100

TYPE	4.6"	5.7"	6.3"
CODE	VSPR46	VSPR57	VSPR63
PACK	100	100	100

HEX SLOTTED SCREW



CODE	SC6750H500
PACK	500

WORKROOM DRIVE DISK AND RETAINER SET



CODE	CSDDRS
PACK	100

COLOR. Natural

SCREWS FOR 5" END PLATE & WORKROOM SHAFT CONNECTOR



CODE	CSDCS	CSDCSW
PACK	100	100

COLOR. White

LIFT CORD LOCK LEVELLING DEVICE



CODE	CSORBC
PACK	100

COLOR. Clear

SCREW EYE



CODE	CSSE
PACK	200

WORKROOM SHAFT CONNECTOR



CODE	CSDDC
PACK	20

WORKROOM CORD CLIP



CODE	CSCC
PACK	100

WORKROOM SHAFT END CAP



CODE	CSEC
PACK	100

COLOR. White

LIFT CORD



TYPE	100 yd roll	\$1000 yd roll
CODE	CSLC100	CSLC1000
PACK	1	1

COLOR. White

SHAFT



TYPE	14' Aluminum	14' Fiberglass	7' Aluminum
CODE	VRS14A	VRS14FG	VRS7A
PACK	25	45	25

BOTTOM RING SET



CODE	CSBRS
PACK	100

SAFETY SHROUD



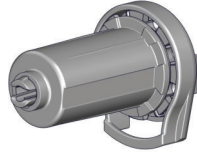
CODE	CSS500320	CSS500W
PACK	1	1

COLOR. White (W), Vanilla (V), Camel (320)

CLUTCH SL10 MINI 1-1/8" WHITE

CODE	SL5H01W4
PACK	25

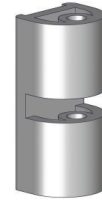
COLOR. Pure White (069)



SAFETY RING LOCK (PACK OF 1000)

TYPE	1.4mm Cord
CODE	STSRL
PACK	1

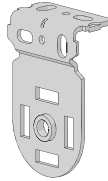
COLOR. Pure White (069)



BRACKET SKYLINE NARROW 1-1/2"

CODE	SLNB660W
PACK	50

COLOR. Pure White (069)



FOREVER RING (PACK OF 1000)

CODE	STSFR
PACK	1


COLOR. Pure White (069)



PIN END SKYLINE 1-1/4" (32MM)

CODE	SLPEV03W
PACK	25

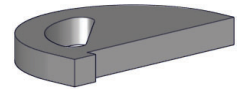
COLOR. Pure White (069)



LEVEL LOCK INSERT (PACK OF 100)

CODE	STSLILP
PACK	1

COLOR. Pure White (069)



ADAPTER SKYLINE 1-1/4"

CODE	SLA03W
PACK	25

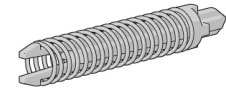
COLOR. Pure White (069)



LOCKING RETAINING SPEAR SL5-SL10-SL15


CODE	RE0030420
PACK	25

COLOR. Black (BK)



TUBE ALUMINUM 1-1/4" X 92" NO TAPE

CODE	RTEA3U92IN
PACK	0



CLIP TUBE ROLLER ROMAN 1-1/4"

CODE	RRTC125
PACK	25

COLOR.



CHAIN SHIELD PRE DRILLED HOLES

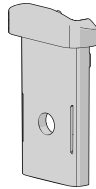
TYPE	8"	20"
CODE	RB91-1346-001020	RB91-1346-001051
PACK	10	10
TYPE	32"	44"
CODE	RB91-1346-001081	RB91-1346-001112
PACK	10	10



COLOR. Clear (001)

CHAIN SHIELD FUNNEL

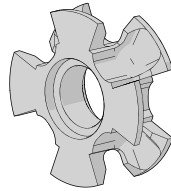
CODE	RB91-1346-001001
PACK	50



COLOR. Clear (001)

CHAIN SHIELD WHEEL

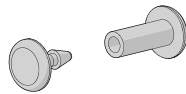
CODE	RB91-1346-060002
PACK	25



COLOR. Natural

CHAIN SHIELD BINDING POST SET


CODE	RB91-1346-001003
PACK	25



COLOR. Clear (001)

CHAIN SHIELD SPACING JIG

CODE	TM91-1346-000002
PACK	0



5V ZERO LI-ION 1.1NM SRT MOTOR [Ø25/5V/20RPM]

CODE	MT01-1325-069001
PACK	1



COLOR. White (W)

CROWN & DRIVE SET FOR 25MM DC MOTOR IN 1.25" TUBE

CODE	MT03-0109-069003
PACK	10



COLOR. Pure White (069)

5V ZERO LI-ION 1.1NM MOTOR [Ø25/5V/20RPM]

CODE	MT01-1325-069002
PACK	1



COLOR. White (W)

CLIP TUBE ROLLER ROMAN 1-1/4"

CODE	RRTC125
PACK	25



5V RECHARGEABLE BATTERY PACK 2600MAH

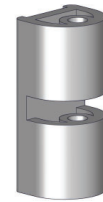
CODE	MT03-0305-069003
PACK	1



COLOR. White (W)

SAFETY RING LOCK (PACK OF 1000)

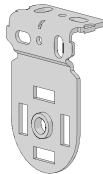
TYPE	1.4mm Cord
CODE	STSRL
PACK	1



COLOR. Pure White (069)

BRACKET SKYLINE NARROW 1-1/2"

CODE	SLNB660W
PACK	50



COLOR. White (W)

FOREVER RING (PACK OF 1000)


CODE	STSFR
PACK	1



COLOR. Pure White (069)

PIN END SKYLINE 1-1/4" (32MM)

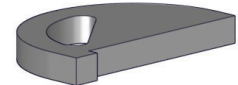
CODE	SLPEV03W
PACK	25



COLOR. White (W)

LEVEL LOCK INSERT (PACK OF 100)


CODE	STSLILP
PACK	1



COLOR. Pure White (069)

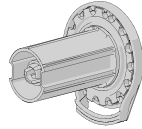
TUBE ALUMINUM 1-1/4" X 92" NO TAPE

CODE	RTEA3U92IN
PACK	0



CLUTCH SL20 1-1/2"

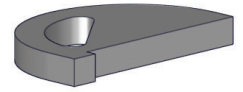
CODE	SL20H53W
PACK	25



COLOR. White (W)

LEVEL LOCK INSERT (PACK OF 100)

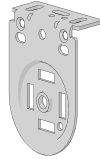
CODE	STSLILP
PACK	1



COLOR. Pure White (069)

LX SKYLINE BRACKET | 40MM PROJECTION WHT


CODE	SL01-0306-069040
PACK	50



COLOR. Pure White (069)

CHAIN SHIELD PRE DRILLED HOLES

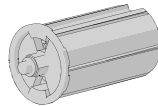
TYPE	8"	20"
CODE	RB91-1346-001020	RB91-1346-001051
PACK	10	10
TYPE	32"	44"
CODE	RB91-1346-001081	RB91-1346-001112
PACK	10	10



COLOR. Clear (001)

PIN END SKYLINE 1-1/2" HEAVY DUTY

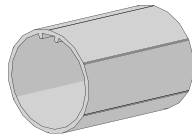
CODE	SLPEHD53W
PACK	25



COLOR. White (W)

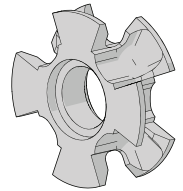
TUBE ALUMINUM 1-1/2" X 92" NO TAPE

CODE	RTEA4U92IN
PACK	0



CHAIN SHIELD WHEEL

CODE	RB91-1346-060002
PACK	25



COLOR. Natural

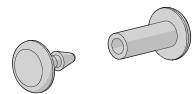
CLIP TUBE ROLLER ROMAN 1-1/2"

CODE	RRTC15
PACK	25



CHAIN SHIELD BINDING POST SET

CODE	RB91-1346-001003
PACK	25



COLOR. Clear (001)

SAFETY RING LOCK (PACK OF 1000)

TYPE	1.4mm Cord
CODE	STSRRL
PACK	1



COLOR. Pure White (069)

CHAIN SHIELD SPACING JIG

CODE	TM91-1346-000002
PACK	0



FOREVER RING (PACK OF 1000)

CODE	STFR
PACK	1



COLOR. Pure White (069)

5V ZERO LI-ION 2.0NM MOTOR [Ø28/5V/20RPM]

CODE	MT01-1328-069001
PACK	1



COLOR. White (W)

CLIP TUBE ROLLER ROMAN 1-1/2"

CODE	RRTC15
PACK	25



5V RECHARGEABLE BATTERY PACK 2600MAH


CODE	MT03-0305-069003
PACK	1



COLOR. White (W)

SAFETY RING LOCK (PACK OF 1000)

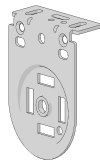
TYPE	1.4mm Cord
CODE	STSRL
PACK	1



COLOR. Pure White (069)

LX SKYLINE BRACKET | 40MM PROJECTION WHT

CODE	SL01-0306-069040
PACK	50



COLOR. Pure White (069)

FOREVER RING (PACK OF 1000)

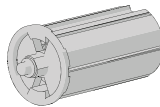
CODE	STSFRR
PACK	1



COLOR. Pure White (069)

PIN END SKYLINE 1-1/2" HEAVY DUTY

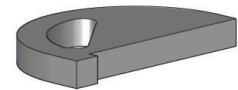
CODE	SLPEHD53W
PACK	25



COLOR. White (W)

LEVEL LOCK INSERT (PACK OF 100)

CODE	STSLILP
PACK	1



COLOR. Pure White (069)

CROWN & DRIVE 28MM MOTOR IN 1.5" TUBE WITH CLIP

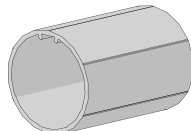
CODE	MT03-0110-069002
PACK	10



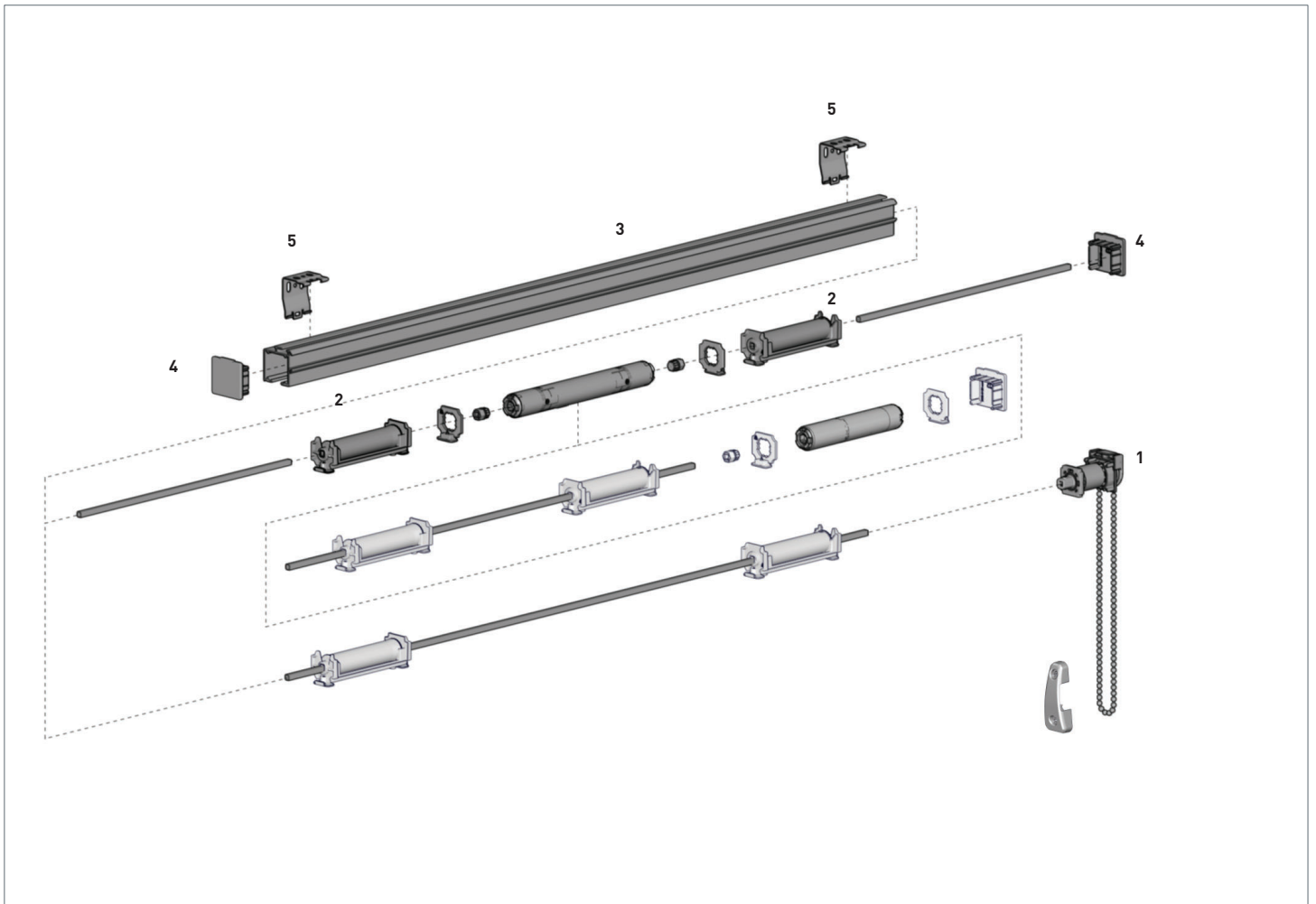
COLOR. Pure White (069)

TUBE ALUMINUM 1-1/2" X 92" NO TAPE

CODE	RTEA4U92IN
PACK	0



This page has been left blank intentionally



COLOR RANGE



Pure White

COMPATIBLE AUTOMATE™ MOTORS

AUTOMATE™ Cord Lift Motor

PRODUCT OPTIONS

AUTOMATE™
MOTORIZATION

p.37



SYSTEM UPGRADES

SS38 READY MADE SYSTEM WITH DIRECT DRIVE



TYPE	3' (0.9m)	4' (1.2m)	5' (1.5m)
CODE	SS38-9411-069090	SS38-9411-069120	SS38-9411-069150
PACK	8	8	8

COLOR. White [069]

SS38 READY MADE SYSTEM WITH PLANETARY DRIVE



TYPE	7' (2.1m)
CODE	SS38-9421-069210
PACK	8

TYPE	9' (2.7m)	11' (3.3m)	13' (4.0m)
CODE	SS38-9421-069270	SS38-9421-069330	SS38-9421-069390
PACK	8	8	8


COLOR. White [069]

SS38 DIRECT DRIVE

5mm Square

1a

CODE	SS38-0411-069051
PACK	25




COLOR. White [069]
USE WITH. SS38 Aluminum Profile, Metal Rod 5mm Square, Rotation Chain

SS38 PLANETARY DRIVE

5mm Square

1b

CODE	SS38-0420-069051
PACK	25



COLOR. White [069]
USE WITH. SS38 Aluminum Profile, Metal Rod 5mm Square

TOUCH TAPE SEW-ON | LOOP 25MM (0.98")

1 Roll = 25Lm (27.34 yd)

-

CODE	HD31-0125-060025
PACK	1



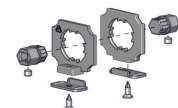
COLOR. White [060]
USE WITH. Crimped Touch Tape HOOK on SS38 Aluminum Profile

CORD LIFT MOTOR ADAPTER KIT | SS38

Includes Motor Adapters, Clamps, Screws and Shaft Adapters

-

CODE	MTAD-CLHRSS38KT
PACK	10



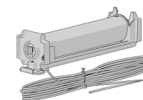
COLOR. White
USE WITH. MTDCRF-CL-0.6-50 Cord Lift & MT01-3001-069001 Double Shaft Motor

SS38 STANDARD SPOOL WITH CORD 4M (13.12 FT)

+ Fixing clamps - 5mm Square

2

TYPE	Standard	Slim
CODE	SS38-8341-580451	SS38-8331-050069
PACK	25	25



COLOR. White
USE WITH. SS38 Aluminum Profile, Metal Square Rod

10MM ACM FLAT SPLINE - WITH DOUBLE SIDED TAPE

Double Sided MP-HR TAPE - 246 Ft. (75Lm) Roll

-

TYPE	Two Sides
CODE	RB92-1003-001075
PACK	1




COLOR. Clear [001]
USE WITH. SS38 Aluminum Profile

SS38 AL. PROFILE+CRIMP TAPE+5MMSQ.ROD5.8 (19FT)WHT

3

CODE	SS38-0130-069580
PACK	8

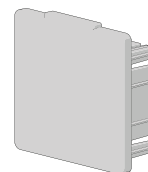


COLOR. White [069]
USE WITH. SS38 Drive, Spool and Motor Adapter kits

SS38 HEAD RAIL END CAP

4

CODE	SS38-0120-069040
PACK	25

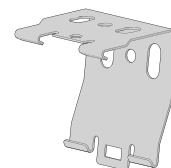


COLOR. White [069]
USE WITH. SS38 Aluminum Profile

SS38 LOW PROFILE MOUNTING CLIP

5


CODE	SS38-0212-069034
PACK	50



COLOR. White [069]
USE WITH. SS38 Aluminum Profile

MOUNTING BRACKETS FOR HEADRAIL

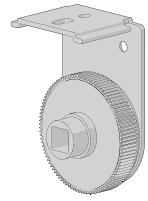
CODE	RE0080200
PACK	100



COLOR. Silver

BRACKET WITH ADJUSTER WHEEL FOR SINGLE SHADES


CODE	RE0080710
PACK	50



COLOR. White (W)

EASYS PG PLUS HEADRAIL SINGLE SYSTEM WHITE, 16'

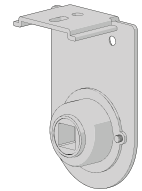
CODE	RE0080110
PACK	12



COLOR. White (W)


BRACKET WITH SIDE ADJUSTER FOR SINGLE SHADES

CODE	RE0084610
PACK	50



COLOR. White (W)

EASYS PG PLUS SPRING LH 1-1/2" (38MM)



TYPE	1.2 X 300MM	1.5 X 450MM
CODE	RE0080400	RE0080500
PACK	1	1
TYPE	1.7 X 550MM	1.1X180MM
CODE	RE0084400	RE0084910
PACK	1	1

COLOR. White (W)

CLIP TUBE ROLLER ROMAN 1-1/2"

CODE	RRTC15
PACK	25



SAFETY RING LOCK (PACK OF 1000)

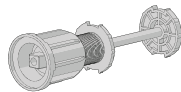
TYPE	1.4mm Cord
CODE	STSRL
PACK	1



COLOR. Pure White (069)

EASYS PG PLUS STOP RH 1-1/2" (38MM) SHORT

CODE	RE0084810
PACK	25



COLOR. White (W)

FOREVER RING (PACK OF 1000)

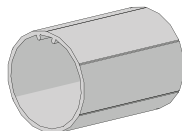
CODE	STSFR
PACK	1



COLOR. Pure White (069)

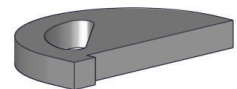
TUBE ALUMINUM 1-1/2" X 12' NO TAPE

CODE	RTEA4U12
PACK	8



LEVEL LOCK INSERT (PACK OF 100)

CODE	STSLILP
PACK	1




COLOR. Pure White (069)

RING LOCK | FOREVER RING

CODE	STSFR
PACK	1



SAFETY RING LOCK



TYPE	1.4mm Cord	0.9mm Cord
CODE	STSRL	STSRL09
PACK	1	1

COLOR. Clear

RING LOCK | LEVEL LOCK INSERT

CODE	STSLILP
PACK	1



ROMAN BAR SLEEVE & ROD



TYPE	12'	16'
CODE	RRBR12	RRBR16
PACK	50	40

ROMAN BAR END CAP



CODE	RRBEC
PACK	500

ROMAN BAR TUBE




TYPE	16'
CODE	RRBT16
PACK	300

ROMAN BAR BOTTOM POCKET PLUG



CODE	RRBBP
PACK	100

ROMAN BAR BOTTOM RING SET



CODE	RRBBRS
PACK	100

ROMAN BAR CORD GUIDE



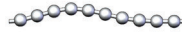
CODE	RRBCG
PACK	500

ROMAN BAR CORD GUIDE HOBBLING



CODE	RRBCGH2
PACK	500

#10 METAL BEAD CHAIN

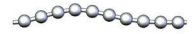


CODE	RBC45M	RBC45MSS
PACK	1	1

COLOR. Nickel over Steel Stainless Steel

6MM PITCH PLASTIC CHAIN

CODE	RBC6MMxx
PACK	1



COLOR. Black (BK), Brown (BR), Clear (C), Vanilla (V), White (W)

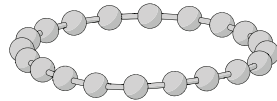
12MM PITCH PLASTIC CHAIN

CODE	RBC8xx
PACK	1



COLOR. Black (BK), Gray (G), Vanilla (V), White (W)

#10 METAL BEAD CHAIN LOOP



TYPE	3'
CODE	RBC03M
PACK	10

TYPE	4'	5'	6'
CODE	RBC04M	RBC05M	RBC06M
PACK	10	10	10

COLOR. Nickel over Steel

PLASTIC CHAIN CONNECTOR



CODE	RCPC	RCPW
PACK	100	100

COLOR. Clear White

5/16" OPEN METAL STOP BALL



CODE	RCMSB	RCMSBAB
PACK	100	100

COLOR. Nickel Plated Brass Antique Brown

METAL CHAIN CONNECTOR



CODE	RCM	RCMSS
PACK	100	100

COLOR. Nickel over Steel Stainless Steel

PLASTIC CHAIN STOP BALL



TYPE	With Shoulder	No Shoulder
CODE	RCPSB	RCPSBC
PACK	500	500

COLOR. Clear

**CHAINHOLD KIT
BRACKET & SCREWS**

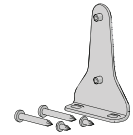
CODE	RB91-1338-001110
PACK	1



COLOR. Clear

**CHAINHOLD FLOOR FIX KIT
BRACKET & SCREWS**

CODE	RB91-1338-001210
PACK	200



COLOR. Clear

#10 METAL BEAD CHAIN PLIERS

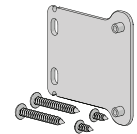


TYPE	Standard	Heavy Duty
CODE	RBCPL2	RE0060102
PACK	1	1

COLOR. Cast Steel Zinc Plated

**CHAINHOLD SIDE FIX KIT
BRACKET & SCREWS**

CODE	RB91-1338-001310
PACK	200



COLOR. Clear

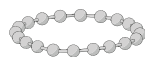
CHAINHOLD COVER

CODE	RB91-1336-xxx000
PACK	200



COLOR. Black (050), Clear (001), Gray (331), Vanilla (414), White (075)

6MM PLASTIC CHAIN LOOP



TYPE	2' (0.62m)	3' (0.92m)	4' (1.23m)
CODE	RBC02P6xx	RBC03P6xx	RBC04P6xx
PACK	10	10	10

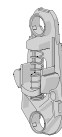
TYPE	5' (1.54m)	6' (1.85m)	7' (2.15m)
CODE	RBC05P6xx	RBC06P6xx	RBC07P6xx
PACK	10	10	10

TYPE	8' (2.44m)
CODE	RBC08P6xx
PACK	10

COLOR. Black (BK), Vanilla (V), White (W)

CHAINHOLD BASE ASSEMBLY

CODE	RB91-1337-xxx000
PACK	200



COLOR. Black (050), Clear (001), Gray (331), Vanilla (414), White (075)

CHAINHOLD INSTRUCTIONS

CODE	MK04-INST-133101
PACK	200



USE WITH. Chainhold Kit

CHAINHOLD INSTRUCTIONS

CODE	MK04-INST-133102
PACK	200



USE WITH. Chainhold Kit, Chainhold Floor Kit, Chainhold Side Fix Kit

SAFETY TAG

Tension Device Tag

TYPE	5.2.2 (2022)
CODE	HD91-0106-000001
PACK	100



SAFETY LABEL

Roll of 250 Labels for Bottom Rail

TYPE	5.1.1 (2022)
CODE	HD91-0122-xxx001
PACK	250



SAFETY LABEL


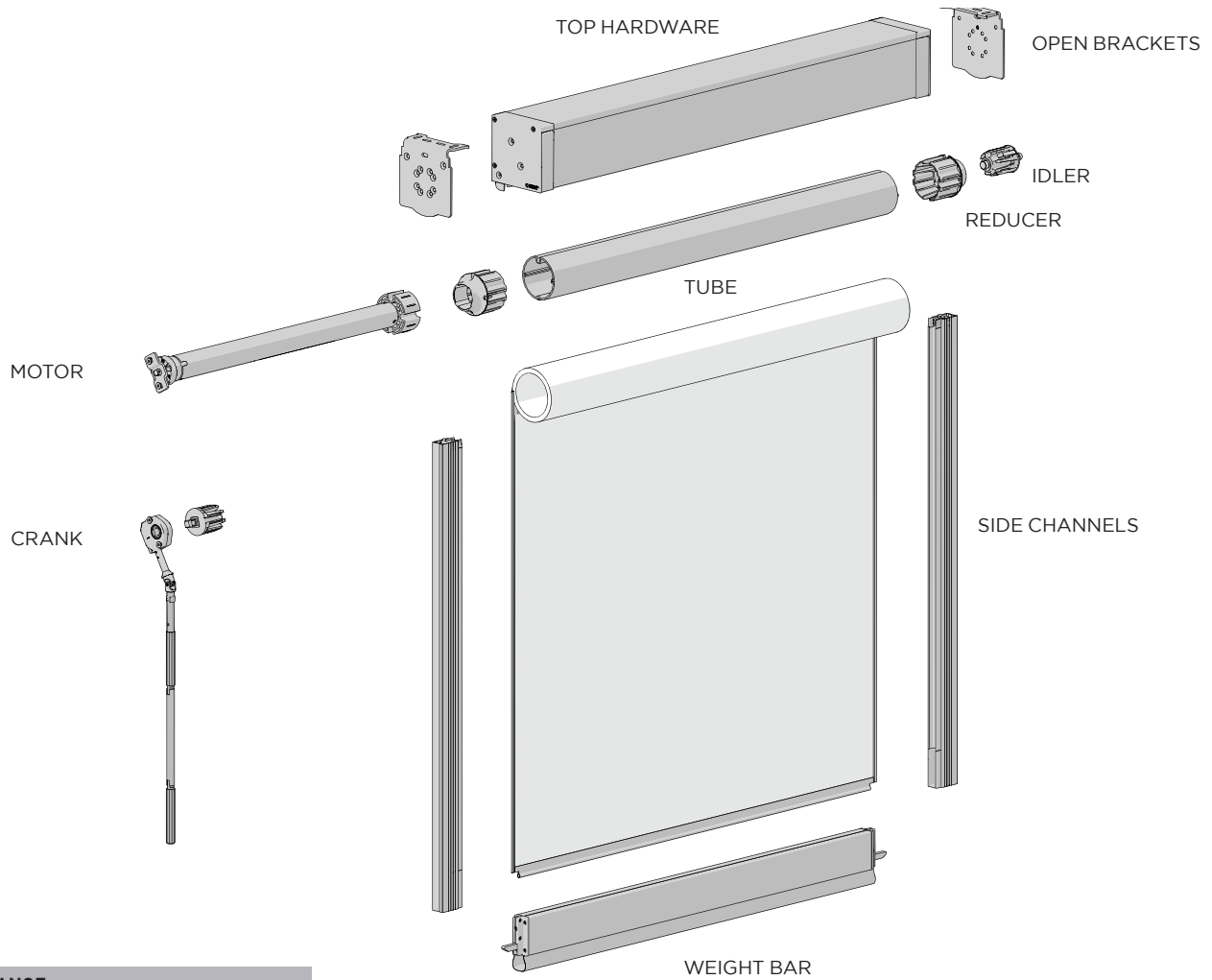
Roll of 250 Long Labels for Bottom Rail

TYPE	5.1.1 (2022)
CODE	HD91-0122-000002
PACK	250

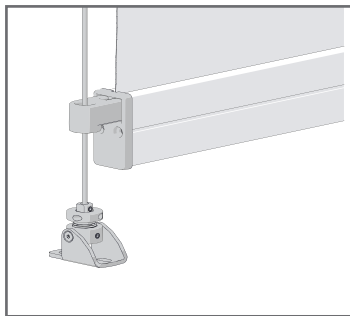


OUTDOOR SHADES

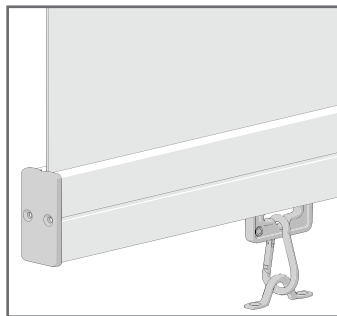
SECTION 1	CORE HARDWARE	
	Box Cassettes	96
	Open Brackets	98
	Controls	99
	Tubes	100
	Weight Bars	104
SECTION 2	SIDE GUIDE OPTIONS	
	Zipscreen	106
	Pivot Arm	107
	Wire Guide	107



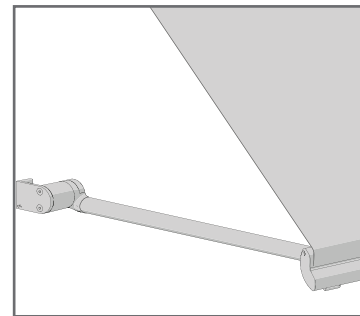
SYSTEM OPTIONS



WIRE GUIDE



STRAIGHT DROP



PIVOT ARM

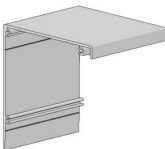
System	Top Hardware			Tubes				Controls		W.Bars		
	Box 120	Box 190	Open	78mm	110mm	130mm	160mm	Crank	Motor	F56	F72	Pivot
Zipscreen	✓	✓	✓	✓	✓	✓		✓	✓	✓	✓	
Wire Guide	✓	✓	✓	✓	✓	✓	✓	✓	✓	✓	✓	
Straight Drop	✓	✓	✓	✓	✓	✓		✓	✓	✓	✓	
Pivot Arm	✓		✓	✓				✓	✓			✓

CASSETTE BOX 120

BOX 120 BACK

Colors include protective film | 19ft (5.8m) piece

TYPE	Mill (000)	Colors - refer below
CODE	RE01-0101-000580	RE01-0101-xxx580-PF
PACK	1	1




COLOR. Refer to color range on system overview page
 USE WITH. Box 120 Covers & Box 120 End Plate Set

BOX 120 FULL COVER

Colors include protective film | 19ft (5.8m) Piece

TYPE	Mill (000)	Colors - refer below
CODE	RE01-0102-000580	RE01-0102-xxx580-PF
PACK	2	2



COLOR. Refer to color range on system overview page
 USE WITH. Box 120 Back, Box 120 End Plate Set

BOX 120 FASCIA COVER

Colors include protective film | 19ft (5.8m) piece

TYPE	Mill (000)	Colors - refer below
CODE	RE01-0103-000580	RE01-0103-xxx580-PF
PACK	4	4

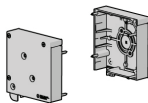


COLOR. Refer to color range on system overview page
 USE WITH. Box 120 Back, Box 120 End Plate Set

BOX 120 END PLATE SET

LH & RH

TYPE	Mill (000)	Colors - refer below
CODE	RE01-1101-000120	RE01-1101-xxx120
PACK	2	2




COLOR. Refer to color range on system overview page
 USE WITH. Box 120 Back, Box 120 Full Cover, Box 120 Fascia

CASSETTE BOX 190

BOX 190 UNIVERSAL EXTRUSION

Colors include protective film | 22.9ft (17m)

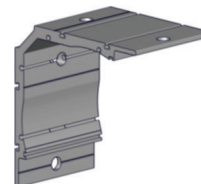
TYPE	Mill (000)	Colors - refer below
CODE	RE01-0106-000700	RE01-0106-xxx700-PF
PACK	1	1



COLOR. Mill (000), Black (050), Pure White (069)
 USE WITH. Box 190 Front Cover, Box 190 Two-Side End Plate Set

BOX 190 - UNIV. BRACKET EXTRUSION X4" (100MM) ANOD

CODE	RE01-1105-020100
PACK	2




COLOR. Anodized (020)
 USE WITH. Box 190 Universal Extrusion

BOX 190 - Front Cover x 22.9 ft (7m) length Mill

Colors include protective film | 22.9ft (17m)

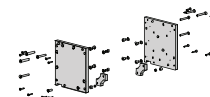
TYPE	Mill (000)	Colors - refer below
CODE	RE01-0107-000700	RE01-0107-xxx700-PF
PACK	1	1



COLOR. Mill (000), Black (050), Pure White (069)
 USE WITH. Box 190 Universal Extrusion, Box 190 Two-Side End Plate Set

BOX 190 TWO-SIDE END PLATE SET


TYPE	Mill (000)	Colors - refer below
CODE	RE01-1105-000000	RE01-1105-xxx001
PACK	1	1



COLOR. Mill (000), Black (050), Pure White (069)
 USE WITH. Box 190 Universal Extrusion & Bracket, Extreme Bracket adapters, Wire Guide adapter plate

FOAM TAPE


TYPE	0.063" x 0.354"
CODE	SB91-0516-050009
PACK	45



COLOR. Black (050)
 USE WITH. Box 190 Universal Extrusion, Box 190 Front Cover

EXTERNAL OPEN BRACKETS | SQUARE | 78MM


TYPE	Stainless Steel (012)	Colors - refer below
CODE	RE01-3031-012000	RE01-3030-xxx000
PACK	2	2



COLOR. Refer to color range on system overview page - Silver Zinc Plated (025) also available

EXTERNAL OPEN BRACKETS | ROUND | 78MM

TYPE	Stainless Steel	Color - refer below
CODE	RE01-3021-012000	RE01-3020-xxx000
PACK	2	2

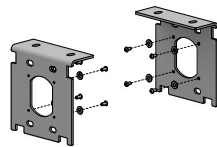


COLOR. Refer to color range on system overview page - Silver Zinc Plated (025) also available

ZIPSCREEN EXTREME | BRACKET KIT

Universal + Screws

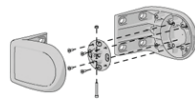
TYPE	Polished SS
CODE	SB03-1301-009190
PACK	1



COLOR. Polished Stainless Steel (009)
USE WITH. Extreme Square Bracket Plates

**EXTREME OUTSIDE/WALL MOUNT BRACKET SET | S100
& adapter**

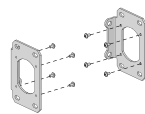
CODE	RB80-1201-xxx109
PACK	1



COLOR. Pure White (069), Black (050)
USE WITH. Zamak Adapter, Extreme Bearing Idler

EXTREME RECESS BRACKET KIT | MOTOR

CODE	RB80-0478-069100
PACK	1



COLOR. Pure White (069)
USE WITH. Extreme Bracket Adapter Kit

CRANK OPERATION GEAR - RATIO 5:1

with fixing screws

TYPE	Mill (000)	Color
CODE	RE01-0513-000003	RE01-0513-050003
PACK	5	5



COLOR. Mill (000), Black (050)

USE WITH. Crank Housing, Box 120 End Plate Set, Open Blind Brackets

CRANK OPERATION GEAR- RATIO 8:1

with fixing screws

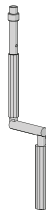
TYPE	Mill	Color
CODE	RE01-0517-000003	RE01-0517-050003
PACK	5	5



COLOR. Mill (000), Black (050)

USE WITH. Crank Housing, Box 120 End Plates, Open Blind Brackets

GEAR/CRANK OPERATION CONTROL ARM



SIZE	3.2ft (100cm)	4.9ft (150cm)	6.5ft (200cm)
CODE	RB05-9101-340100	RB05-9101-340150	RB05-9101-340200
PACK	5	5	5

COLOR. Gray (340)

USE WITH. Crank Operation Gear, Gear/Crank Operation Arm Support

GEAR/CRANK OPERATION ARM SUPPORT

CODE	RB05-9102-xxx000
PACK	5

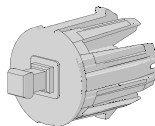


COLOR. Pure White (069), Gray (340)

USE WITH. Gear/Crank Operation Control Arm

CRANK ADAPTOR | 45MM

CODE	RE01-0502-050045
PACK	5

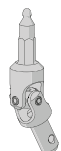


COLOR. Black (050)

USE WITH. Crank Operation Gear, 45mm reducer, 45mm to 78mm Crown

RE01 Gear | Universal Joint

CODE	RE01-0510-020000
PACK	10



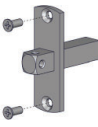
COLOR. Anodized (020)

USE WITH. Crank Operation Gear, Crank Operation Control Arm

CONTROL **MOTORS** 78MM TUBES

AUTOMATE VEUE 45MM SLIM MOTOR 10MM SQ. SHAFT

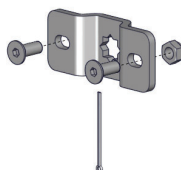
TYPE	45mm
CODE	RE01-0603-025000
PACK	1



COLOR. Silver Zinc Plated [025]
USE WITH. Automate Bracket Adapter

AUTOMATE VEUE 45MM MOTOR BRACKET ADAPTER
+ screws


TYPE	45mm
CODE	RE01-0601-025000
PACK	5



COLOR. Silver Zinc Plated [025]
USE WITH. Automate 10mm Sq. Shaft

AUTOMATE | 78MM DRIVE WHEEL | IMPACT DETECT
WHILE SUPPLIES LAST

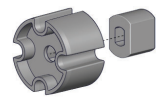
TYPE	78mm
CODE	RE01-0680-050518
PACK	5



COLOR. Black [050]
USE WITH. Automate FT Motor, 78mm Tube

AUTOMATE | 63MM DRIVE WHEEL | IMPACT DETECT


TYPE	63mm
CODE	RE01-0666-050518
PACK	5



COLOR. Black [050]
USE WITH. Automate FT Motor, 63mm Tube


MOTOR DRIVE CLIP FOR 35/45MM MOTORS

TYPE	35/45mm
CODE	MTCLIP-35-45
PACK	100



AUTOMATE | CROWN WHEEL - 63MM UNIVERSAL


TYPE	63 mm
CODE	RE01-0663-050518
PACK	5



COLOR. Black [050]
USE WITH. Automate FT Motor, 63mm Tube

ARC FT SLIM MOTOR [045/15NM/32RPM]

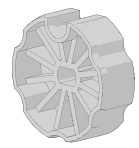
TYPE	45mm/15Nm/32r Quiet
CODE	MT01-1145-069003
PACK	1



COLOR. Pure White [069]
USE WITH. 78mm Alu/Steel tubes, 78mm Automate Drive & Crown Wheel

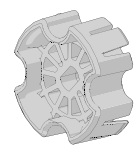
AUTOMATE | 78MM DRIVE WHEEL | STD MOTOR
WHILE SUPPLIES LAST

TYPE	78mm
CODE	RE01-0679-050508
PACK	5




AUTOMATE | 78MM DRIVE SINGLE PIECE (NEW)

CODE	MT03-0106-050006
PACK	5



COLOR. Black [050]
USE WITH. Automate FT Motor, 78mm Aluminum Tube

AUTOMATE REMOTES

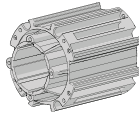


TYPE	Push 15	Push 5	1 Channel
CODE	MT02-0101-067008	MT02-0101-067004	MTRF-REM-1C
PACK	1	1	1
TYPE	15 Channel		
CODE	MTRF-REM-15NL		
PACK	1		

COLOR. White [067], Black [050]

EXTREME CROWN WHEEL | S100

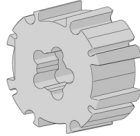
CODE	RB80-0701-073100
PACK	1



COLOR. Gray Cloud (073)
USE WITH. AX Motors, Aluminum Tube S100-100STD & 130HD

EXTREME DRIVE WHEEL | S100

CODE	RB80-0301-073100
PACK	1



COLOR. Gray Cloud (073)
USE WITH. Drive Wheel Adaptor, Aluminum Tube S100-100STD & 130HD

AUTOMATE | 50NM MOTOR DRIVE ADAPTOR KIT

CODE	MT03-0198-025008
PACK	1



COLOR. Silver Zinc Plated (025)
USE WITH. AX Motor, Extreme Drive Wheel

AUTOMATE | AX30 ARC MOTOR [Ø45/110V/12RPM] LC

CODE	MT01-1145-069018
PACK	1



COLOR. Pure White (069)
USE WITH. Extreme Crown & Drive, Drive Wheel Adaptor

AX50 ARC MOTOR [Ø45/110V/13RPM] 20' CORD PLUG

CODE	MT01-1145-069017
PACK	1

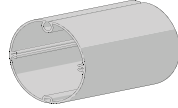


COLOR. Pure White (069)
USE WITH. Extreme Crown & Drive, Drive Wheel Adaptor

TUBES 78MM

EXT


78MM ALUMINUM TUBE W/ SCREW FEATURES
19ft (5.8m) Piece



TYPE	STD-5.8m	HD-5.8m
PRICE		
CODE	RE01-0377-000580	RE01-0380-000580
PACK	2	2

COLOR. Mill (000)
USE WITH. 78/45mm Reducer, 78/45mm Crown, #6 Zip,

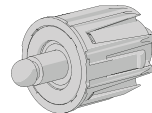
STEEL TUBE 78MM
22.9ft (7m) Piece



CODE	AW92-0901-000700
PACK	1

COLOR. Mill (000)
USE WITH. Zipscreen Reducer

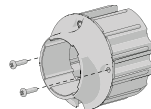
BEARING IDLER | 45MM



CODE	RE01-0213-050045
PACK	10

COLOR. Black (050)
USE WITH. 45mm Reducer, 45mm Crown

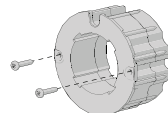
ZIPSCREEN REDUCER 78 | 45MM W/ SCREW



CODE	RE20-0311-050178
PACK	8

COLOR. Black (050) only
USE WITH. 78mm tube, 45mm Bearing Idler, 45mm Crank Adaptor, 45mm Motors

AUTOMATE | 78MM CROWN




CODE	MT03-0106-050005
PACK	5

COLOR. Black (050)
USE WITH. 78mm tube, 45mm Bearing Idler, 45mm Crank Adaptor, 45mm Motors

ALUMINUM TUBE 63MM

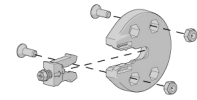
19ft (5.8m) Piece



	\$111.40 EA
CODE	RE01-0363-000580
PACK	4

COLOR. Mill (000)
USE WITH. Bearing Idler, Idler Housing, Crank Housing 63mm, Automate Motor

IDLER ADAPTER MKII | RETAINER CLIP + SCREW




CODE	RE01-0214-050000
PACK	5

COLOR. Black (050)
USE WITH. Idler, Standard Idler, Box 120 End Plate, Open Blind Brackets

ALUMINUM STD TUBE 78MM

19ft (5.8m) Piece ****WHILE SUPPLIES LAST****

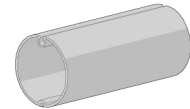


CODE	RE01-0378-000580
PACK	2

COLOR. Mill (000)
USE WITH. Zipscreen Reducer

ALUMINUM HD TUBE 78MM

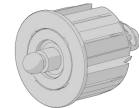
22.9ft (7m) Piece ****WHILE SUPPLIES LAST****



CODE	RE01-0379-000700
PACK	2

COLOR. Mill (000)
USE WITH. Zipscreen Reducer

BEARING IDLER | 63MM



CODE	RE01-0203-050063
PACK	10


COLOR. Black (050)
USE WITH. 63mm Tube, Idler Bracket Adapter

TUBES S100

TUBES/WEIGHT BAR **FABRIC ATTACHMENT**

EXTREME BEARING IDLER | S100

CODE	RB80-0202-073100
PACK	1



COLOR. Gray Cloud (073)
 USE WITH. Extreme Bracket Set or Plate, Aluminum Tube S100-100STD & 130HD

ALUMINUM TUBE | S100 - 110 STANDARD
 O.D 4.33" x 22.9ft (110mm x 7m) piece / No Tape

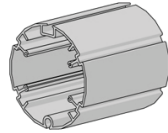
CODE	RB93-0110-000600
PACK	2



COLOR. Mill (000)
 USE WITH. Extreme Crown & Drive, Reducer Set, Tail Spline

ALUMINUM TUBE | S100 -130 HEAVY DUTY
 O.D 5.12" x 22.9ft (130mm x 7m)

TYPE	22.9ft (7m)
CODE	RB93-0130-000700
PACK	1



COLOR. Mill (000)
 USE WITH. Extreme Crown & Drive, Reducer Set, Tail Spline

ZIPSCREEN EXTREME REDUCER SET
 2 piece set + screws

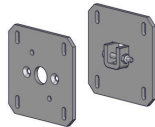
CODE	RB80-0501-050110	RB80-0501-050130
PACK	1	1



COLOR. Black (050)
 USE WITH. S100 Aluminum tube, S130 Aluminum tube

EXTREME SQUARE MOTOR BRACKET PLATE | S100
 4.33" x 0.197" (110mm x 5mm) - Inside Mount

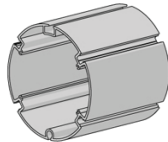
CODE	RB80-1503-xxx110
PACK	1



COLOR. Pure White (069), Black (050)
 USE WITH. End Plates, Motor Adaptor

ALUMINUM TUBE | S100 - 160 EXTRA HEAVY DUTY
 O.D. 6.3" x 22.9ft (160mm x 7m)

TYPE	22.9ft (7m)
CODE	RB93-0160-000700
PACK	1



COLOR. Mill (000)
 USE WITH. S100 - 130 Tube, Tail Spline

EXTREME TUBE END PLATE | S100
 2 Piece Set + screws

TYPE	110 Standard	130 Heavy Duty	160 Extra Heavy Duty
PRICE			
CODE	RB80-0601-073110	RB80-0601-073130	RB80-0601-073160
PACK	1	1	1



COLOR. Gray Cloud (073)
 USE WITH. S100 Aluminum Tube- 110mm, 130mm & 160mm

ZIP | NO.6 GAUGE

Double Sided - 1 Roll = 656ft (200m)


CODE	SH91-0135-050200
PACK	200



COLOR. Black (050)
 USE WITH. Fabric, Zip Inner Rail

7MM FABRIC SPLINE WITH 15MM TAIL
 328ft (100m) roll


CODE	SB91-0409-050015
PACK	1



COLOR. Black (050)
 USE WITH. F56 Weight Bar, F72 HD Weight Bar, 78mm tubes

7.2MM SPLINE WITH 15MM TAIL
 328ft (100m) roll

CODE	SB91-0408-001015
PACK	1

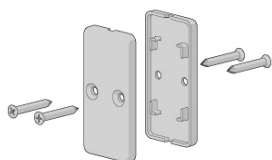


COLOR. Clear (001)
 USE WITH. F56 Weight bar, 78mm Steel & Alu. Tube

F56 WEIGHT BAR PLAIN END CAP

CODE	RE15-0501-050000
PACK	5

COLOR. Black (050)
USE WITH. F56 Weight Bar




F56 WEIGHT BAR

Colors include protective film | 19ft (5.8m) Piece

SIZE	Mill (000)	Colors - refer below
CODE	RE15-0101-000580	RE15-0101-xxx580-PF
PACK	2	2

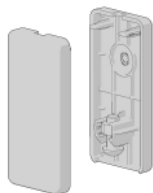
COLOR. Refer to color range on system overview page
USE WITH. F56 Weight Bar Plain End Cap, 7.2mm Tail Spline



F72 PLAIN END CAP SET + SCREWS

CODE	RE15-0540-050000
PACK	5

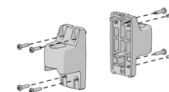
COLOR. Black (050)
USE WITH. F72 HD Weight Bar



F72 MULTI-BAR END CAPS | WIRE GUIDE + SCREWS

CODE	RE15-0522-xxx000
PACK	5

COLOR. Black (050), Pure White (069)
USE WITH. F72 HD Weight Bar



WIRE GUIDE HEM BAR END CAPS

Includes Screws

CODE	RE15-0601-xxx001
PACK	5


COLOR. Black (050), Pure White (069)
USE WITH. F56 Weight Bar



F56 LOCK END CAP SET

CODE	RE20-0303-xxx002
PACK	10

COLOR. Black (050), Pure White (069)
USE WITH. F56 Weight Bar, Ultra Lock V2



F72 MULTI-BAR END CAP

CODE	RE15-0512-050000
PACK	5

COLOR. Black (050)
USE WITH. F72 HD Weight Bar, Ultra-Lock V2

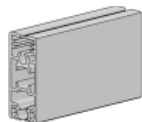


F72 HD EXTERNAL WEIGHT BAR

Colors include protective film | 19ft (5.8m) Piece

TYPE	Mill (000)	Colors - refer below
CODE	RE15-0112-000700	RE15-0112-xxx700-PF
PACK	1	1

COLOR. Refer to color range on system overview page
USE WITH. F72 End Caps, Ultra Lock V2, Flat Ballast, 7mm Fabric Spline, 15mm PVC Spline

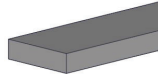


FLAT BALLAST BAR

0.79" x 0.20" x 9.8ft Length

CODE	SB91-1005-03300
PACK	10

COLOR. Galvanized (033)
USE WITH. F56 Weight Bar



25MM STRAIGHT DROP LOOP

CODE	RE91-1102-050025
PACK	10

COLOR. Black (050)
USE WITH. F56 weight bar

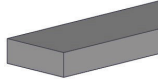


FLAT BALLAST BAR - WRAPPED

0.98" x 0.31" x 6.6ft Length

CODE	SB91-1018-050200
PACK	5

COLOR. Black (050)
USE WITH. F72 HD Weight Bar



STRAIGHT DROP PAD EYE SADDLE - 30MM

CODE	RE91-1104-013030
PACK	10

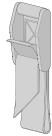
COLOR. Polished Stainless Steel (013)
USE WITH. Straight Drop Spring Clip - 50mm



25MM CAM BUCKLE & STRAP ASSEMBLY

CODE	RE91-0100-025025
PACK	2


COLOR. Silver Zinc Plated (025)
USE WITH. 25mm straight drop loop, 28mm footmans loop



WEIGHT BAR BUBBLE SEAL PUSH FIT - 150M ROLL

TYPE	429ft (150m)
CODE	SB91-0013-050150
PACK	150

COLOR. Black (050)
USE WITH. F56 Weight Bar, F72 HD Weight Bar



25MM FOOTMANS LOOP

CODE	RE91-1101-013025
PACK	10

COLOR. Stainless Steel (013)
USE WITH. 25mm strap down loop



BUBBLE SEAL STRIP

19ft (5.8m) piece

CODE	SB91-0001-050580
PACK	10

COLOR. Black (050)
USE WITH. F56 Weight bar, Zipscreen Weight Bar Latch



STRAIGHT DROP SPRING CLIP - 50MM

CODE	RE91-1103-009050
PACK	10

COLOR. Stainless Steel (009)
USE WITH. 25mm straight drop loop & pad eye saddle

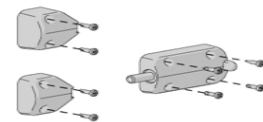


ZIPSCREEN WEIGHT BAR LATCH

+ Screws

CODE	SB07-2103-050001
PACK	10

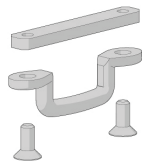
COLOR. Black (050)
USE WITH. Weight Bar, U Mounting Rail



F72 FOOTMANS LOOP KIT

CODE	RE91-1111-013025
PACK	5

COLOR. Stainless Steel (013)
USE WITH. F72 HD Weight Bar

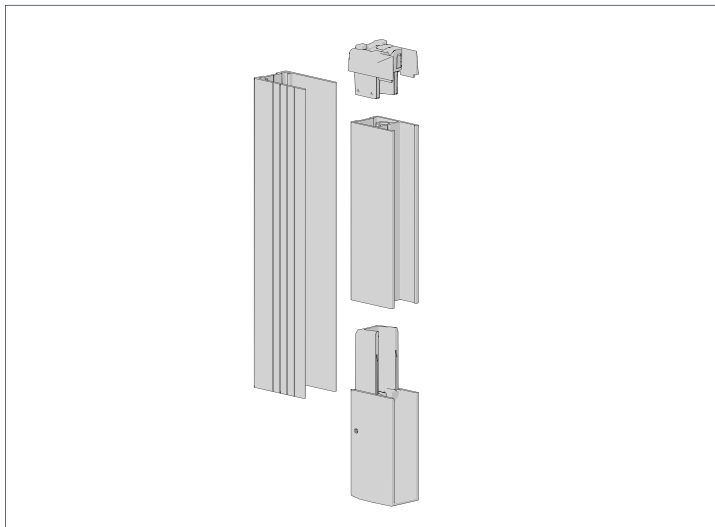


16MM BUBBLE SEAL | F72 | 40 LM ROLLS

CODE	SB91-0018-050040
PACK	40


COLOR. Black (050)
USE WITH. F72 HD Weight Bar






ZIPSCREEN - L FIXING RAIL | BOX 190 | 5.5M

TYPE	Mill (000)	Colors - refer below
CODE	SB04-0708-000550	SB04-0708-xxx550-PF
PACK	8	8



COLOR. Black (050), Pure White (069)
 USE WITH. Box 190, Extreme Open Brackets

ZIPSCREEN | U MOUNTING RAIL

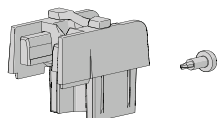


SIZE	18ft (5.5m)	18ft (5.5m) piece
TYPE	Mill (000)	Colors - refer below
CODE	SB04-0702-000550	SB04-0702-xxx550-PF
PACK	10	10

COLOR. Black (050), Pure White (069), Bronze (080)
 USE WITH. Zip Inner Rail, L Fixing Rail, End Plate set


ZIPSCREEN - FUNNEL W/ INTEGRATED TOP STOP + SCREW

CODE	SB05-1412-050001
PACK	50



COLOR. Black (050)
 USE WITH. Zip Inner Rail

ZIPSCREEN | ZIP INNER RAIL



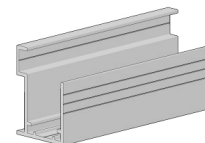
SIZE	18ft (5.5m) piece	18ft (5.5m) piece
TYPE	Mill (000)	Colors - refer below
CODE	SB04-0701-000550	SB04-0701-xxx550
PACK	10	10

COLOR. Refer to color range on system overview page
 USE WITH. U Mounting Rail, Inner Rail Funnel & Stop Set, Inner Rail Bottom Cap Set

ZIPSCREEN | FACE FIX - U MOUNTING RAIL


18ft (5.5m) Meter length

CODE	SB04-0705-000550
PACK	8



COLOR. Mill (000)
 USE WITH. Zip Inner Rail, End Plate set

ZIPSCREEN | L FIXING RAIL



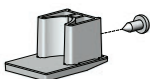
SIZE	8.2ft (2.5m) piece	18ft (5.5m) piece	18ft (5.5m) piece
TYPE	Mill (000)	Mill (000)	Color - refer below
CODE	SB04-0703-000250	SB04-0703-000550	SB04-0703-xxx550
PACK	10	10	10

COLOR. Refer to color range on system overview page
 USE WITH. U Mounting Rail

ZIPSCREEN | ZIP INNER RAIL BOTTOM CAP SET

+ Screw

CODE	SB05-1511-050001
PACK	10



COLOR. Black (050)
 USE WITH. Zip Inner Rail

ULTRA LOCK V2

Kit Assembly (Pin & Latch only)



CODE	RE15-0422-050001
PACK	5



COLOR. Black (050)
 USE WITH. Weight Bars, Inner Rail


PIVOT ARM

WIRE GUIDE 3.2MM **EXT**



PIVOT ARM TERMINAL BAR
16.4ft (5m) Piece


CODE	RE29-0102-xxx500
PACK	1



COLOR. Pure White (069), Black (050)
USE WITH. Pivot Arms and cover caps

DOME HEAD TERMINAL
For 3.2mm Wire

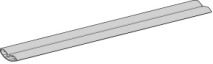
CODE	RE24-1312-009002
PACK	20



COLOR. Polished Stainless Steel (009)
USE WITH. 3.2mm Wire Tensioning Guide

PIVOT ARMS
1 Set = 2 Arms


TYPE	5.25ft (1.6m)
CODE	AW05-0701-xxx160
PACK	1



COLOR. Black (050), Pure White (069)
USE WITH. Pivot Arm Terminal Bar

WIRE TENSIONING GUIDE - 3.2MM
Thread: 1 x 19 | 1 Roll = 164ft (50m)

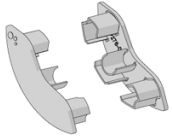
CODE	RB91-3602-010032
PACK	50



COLOR. Stainless Steel (010)
USE WITH. Dome Head Terminal

PIVOT ARM COVER CAP FOR TERMINAL BAR

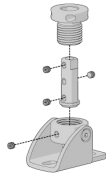
CODE	AW05-0801-xxx000
PACK	1



COLOR. Pure White (069), Black (050)
USE WITH. Pivot Arm Terminal Bar

BOTTOM WIRE GUIDE SWIVEL BRACKET
Floor/Wall Mount

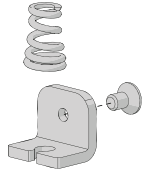
CODE	RE24-2205-009000
PACK	4



COLOR. Polished Stainless Steel (009)
USE WITH. Swaged Dome Stud Terminal, 3.2mm Wire

WIRE CABLE - TOP BRACKET + SCREW


CODE	RE24-4002-010032
PACK	4




COLOR. Stainless Steel (010)
USE WITH. Open Brackets

SWAGED DOME STUD TERMINAL
13.7ft (4.2m) Wire

CODE	RE24-1312-009420
PACK	4



COLOR. Polished Stainless Steel (009)
USE WITH. Wire Guide Top Saddle Terminal Kit w/ Spring

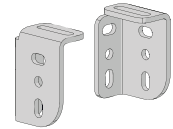


WALL MOUNTING L BRACKET - LH AND RH SET

3.54" x 1.5" (90mm x 38mm)

CODE	RE24-2301-009090
PACK	1

COLOR. Polished Stainless Steel (009)
USE WITH. Threaded Stud Terminal



THREADED STUD TERMINAL

+ nut & washer

CODE	RE24-1401-009040
PACK	2

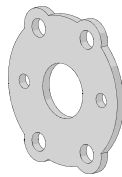
COLOR. Polished Stainless Steel (009)
USE WITH. Swage Fork Terminal



ZAMAK ADAPTER SPACER

CODE	RB80-0411-025050
PACK	1

COLOR. Zinc Plated (025)
USE WITH. Zamak Adapter



TENSION SPRING

14.5 I.D. x 23.5 O.D x 50mm

CODE	RE24-9101-009050
PACK	2

COLOR. Polished Stainless Steel (009)
USE WITH. Threaded Stud Terminal

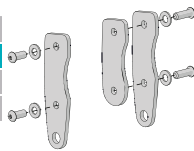


MOTOR EXTREME WIRE GUIDE BRACKET ADAPTER KIT

Outside / Wall Mount

TYPE	Zinc Plated	Colors - refer below
CODE	RB80-0476-025100	RB80-0476-xxx100
PACK	1	1

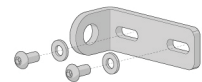
COLOR. Black (050), Pure White (069)
USE WITH. Extreme Bracket Set - Outside/ Wall Mount



BOX 190 WIRE GUIDE ADAPTOR PLATE WITH SCREWS

CODE	RB80-0481-012000
PACK	1

COLOR. Stainless Steel (012)
USE WITH. Box 190 end plates and fork terminal

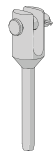


SWAGE FORK TERMINAL

0.16" (4mm) stainless steel wire

CODE	RE24-1314-009400
PACK	2

COLOR. Polished Stainless Steel (009)
USE WITH. Extreme Bracket Set - Outside/Wall Mount, Wire Guide Cable



WIRE GUIDE TENSIONING CABLE 4MM

164ft (50m) Roll

CODE	RB91-3602-006040
PACK	50

COLOR. Stainless Steel (006)
USE WITH. Flat Head Stud & Swage Fork Terminals, F72 HD Weight Bar End Cap



TENSIONING BRACKET & FLAT HEAD STUD TERMINAL

0.16" (4mm) stainless steel wire

CODE	RE24-2601-009040
PACK	2

COLOR. Polished Stainless Steel (009)
USE WITH. 4mm Wire Guide Cable



OPTIONAL ACCESSORIES

AUTOMATE | SOLAR WIND/ LIGHT SENSOR

TYPE	SOLAR POWERED
CODE	MT02-0301-072001
PACK	1

COLOR. White [072]
 USE WITH. AUTOMATE FT Motor

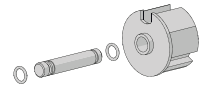


IDLER HOUSING & PIN KIT

63mm ****WHILE SUPPLIES LAST****

CODE	RE01-0212-050063
PACK	5

COLOR. Black [050]
 USE WITH. 63mm Tube, Zipscreen Reducer, Idler Bracket



STAINLESS STEEL RIVET

0.16" O.D [Grip Range 0.126" - 0.189"]

CODE	HD86-0332-010009
PACK	100

COLOR. Stainless Steel [010]
 USE WITH. Zipscreen U Mounting Rail, Zip Inner Rail, L Fixing Rail

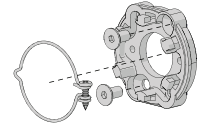


UNIVERSAL ZAMAK ADAPTER

with Lock Ring & screws

CODE	RB56-0762-014050
PACK	1


COLOR. Cast Silver [014]
 USE WITH. Extreme Square Motor Bracket Plate, AX Motors



SOMFY DRIVE WHEEL

TYPE	63mm	78mm
CODE	RE01-0663-050003	RE01-0678-050003
PACK	5	5

COLOR. Black [050]
 USE WITH. M50 Somfy Round Head Motor

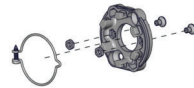


UNIV ZAMAK ADAPTER & LOCK RING

M6 x 10mm (open brackets)

TYPE	Universal
CODE	RB56-0763-014050
PACK	1

COLOR. Cast Silver [014]
 USE WITH. Open Brackets

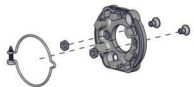


UNIV ZAMAK ADAPTER & LOCK RING

M6 X 12mm (boxed system)

TYPE	Universal
CODE	RB56-0764-014050
PACK	1

COLOR. Cast Silver [014]
 USE WITH. Box 120 system




ULTRA LOCK SEAL V3

164ft (50m) Roll

CODE	SB91-0008-050050
PACK	50


COLOR. Black [050]
 USE WITH. Zipscreen Ultra-Lock V2, F56 Weight Bar, F72 HD Weight Bar



SPARE PARTS

BOX 120 END PLATE - O-RING, EPDM, METRIC, 6.0 ID X 3.0 CS

CODE	HD87-1060-050030
PACK	1,000



COLOR. Black (050)
 USE WITH. BOX 120 End Plates (RE01-1101-xxx120)

BOX 120 END PLATE COVER

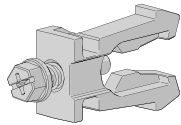
CODE	ME01-1101-xxx905
PACK	4



COLOR. Black (050), Pure White (069)
 USE WITH. BOX 120 End Plates (RE01-1101-xxx120)

Idler Adapter MKII | Retainer Clip + Screw

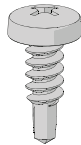
CODE	RE01-0214-050004
PACK	10



COLOR. Black (050)
 USE WITH. Idler Adaptor Kit MKII (RE01-0214-050000)

SELF-DRILLING PAINTED SCREWS

CODE	HD82-1923-xxx013
PACK	500



COLOR. Black (050), White (069)

AUTOMATE™

SMARTER SHADES



PRODUCT CATALOG 2024

Automate 5V Li-Ion Battery Powered Motors

5V ZERO LI-ION 0.5NM MOTOR [20MM/20RPM]

NOTE: Used only with Narrow shades.

CODE	COLOR	PRICE	PACK QTY.
MT01-1320-069001	White		1




5V ZERO LI-ION 1.1NM SRT MOTOR [Ø25/5V/20RPM](SKY)

CODE	COLOR	PRICE	PACK QTY.
MT01-1325-069001	White		1
MT01-1325-069012	White		20 (Carton)



5V ZERO LI-ION 1.1NM MOTOR [Ø25/5V/20RPM](SKY)

CODE	COLOR	PRICE	PACK QTY.
MT01-1325-069002	White		1
MT01-1325-069013	White		20 (Carton)



5V ZERO LI-ION 2.0NM MOTOR [Ø28/5V/20RPM](SKY)

CODE	COLOR	PRICE	PACK QTY.
MT01-1328-069001	White		1
MT01-1328-069004	White		15 (Carton)



5V LI-ION 3.0NM MOTOR [Ø35/5V/20RPM]

CODE	COLOR	PRICE	PACK QTY.
MT01-1335-069001	White		1



5V LI-ION Q3.0NM MOTOR [Ø45/5V/20RPM]

CODE	COLOR	PRICE	PACK QTY.
MT01-1345-069001	White		1



5V LI-ION 10NM MOTOR [Ø45/5V/9RPM]

CODE	COLOR	PRICE	PACK QTY.
MT01-1345-069002	White		1



AUTOMATE SOLAR PANEL

CODE	COLOR	PRICE	PACK QTY.
MT03-0302-067002	White		1



5V USB WALL CHARGER PLUG 2A FOR 5V MOTORS

CODE	COLOR	PRICE	PACK QTY.
MT03-0301-069008	White		1



5V USB CABLE 157" /4000MM

CODE	COLOR	PRICE	PACK QTY.
MT03-0301-069007	White		1



5V USB CHARGING CABLE EXTENDER 48" /1200MM

NOTE: Used only with Regular USB Cable.

CODE	COLOR	PRICE	PACK QTY.
MT03-0301-069013	White		1



5V USB CHARGING CABLE EXTENDER 8" / 210MM

CODE	COLOR	PRICE	PACK QTY.
MT03-0301-069014	White		10



AUTOMATE | USB CABLE TYPE C 5V - 157" / 4000MM

CODE	COLOR	PRICE	PACK QTY.
MT03-0301-069026	White		1



Automate 5V Li-ion Magnetic Charging Kits

5V MAGNETIC CHARGER KIT + CABLE + USB CONNECTOR



CODE	COLOR	PRICE	PACK QTY.
MT03-0301-069023	Pure White		1

5V MAGNETIC CHARGER KIT + CABLE + 5 USB CONNECTORS



CODE	COLOR	PRICE	PACK QTY.
MT03-0301-069024	Pure White		1

5V MAGNETIC CHARGER KIT + 25 USB CONNECTORS



CODE	COLOR	PRICE	PACK QTY.
MT03-0301-069025	Pure White		1

Automate DCRF Low Voltage Powered Motors

12V DC ZERO ARC 1.1NM MOTOR [25MM/20RPM]

Coming Soon

CODE	COLOR	PRICE	PACK QTY.
MT01-1225-069002	White		1



12V DC ZERO ARC 2.0NM MOTOR [28MM/20RPM]


Coming Soon

CODE	COLOR	PRICE	PACK QTY.
MT01-1228-069002	White		1



12V DC 3.0NM MOTOR [35MM/28RPM]

CODE	COLOR	PRICE	PACK QTY.
MTDCRF35-3	White		1



12V DC 3.0NM MOTOR [45MM/28RPM]

CODE	COLOR	PRICE	PACK QTY.
MTDCRFQ45-3	White		1



12V DC 10.0NM MOTOR [45MM/9RPM]

CODE	COLOR	PRICE	PACK QTY.
MTDCRF45-10	White		1



POWER SUPPLY DCRF MOTOR 25MM (NO BATT)

CODE	COLOR	PRICE	PACK QTY.
MTDCPS-18-25	White		1



POWER SUPPLY DCRF MOTOR 28/35/45 (NO BATT)

CODE	COLOR	PRICE	PACK QTY.
MTDCPS-28-35-45	White		1



POWER PANEL 18CH 15V FOR DCRF MOTORS

CODE	COLOR	PRICE	PACK QTY.
MT03-0301-411005	-		1



AC POWER CORD ADAPTOR 1.8M/6FT 3 PIN US PLUG

CODE	COLOR	PRICE	PACK QTY.
MT03-0304-050007	Black		1



CONNECTION HARNESS FOR DCRF MOTORS-JST SC

CODE	COLOR	PRICE	PACK QTY.
MT03-0301-069012	White		10



BATTERY TUBE FOR 25MM DCRF

CODE	COLOR	PRICE	PACK QTY.
MTBWAND18-25	White		1



AA BATTERY LITHIUM 8 PACK

CODE	COLOR	PRICE	PACK QTY.
MT-BATT-AA-X8	-		1



5V RECHARGEABLE BATTERY PACK 2600MAH

CODE	COLOR	PRICE	PACK QTY.
MT03-0305-069003	White		1



DC MOTOR CABLE EXT 6"/155MM

CODE	COLOR	PRICE	PACK QTY.
MTDC-CBLXT6	White		1

DC MOTOR CABLE EXT 48"/1220MM

CODE	COLOR	PRICE	PACK QTY.
MTDC-CBLXT48	White		1

DC MOTOR CABLE EXT 96"/2440MM

CODE	COLOR	PRICE	PACK QTY.
MTDC-CBLXT96	White		1

Automate AC Powered Motors (ML, FT, & Drapery)

110V ACRF 6NM MOTOR [35MM/33RPM]

CODE	COLOR	PRICE	PACK QTY.
MTACRF35-6	White		1



110V ACRF 6NM MOTOR [35MM/33RPM] 20'

CODE	COLOR	PRICE	PACK QTY.
MTACRF35-6LC	White		1



110V ACRF 6NM MOTOR [35MM/24RPM]

CODE	COLOR	PRICE	PACK QTY.
MTACRF35-6	White		1



110V FT ACRF 10 NM MOTOR [45MM/21RPM]

CODE	COLOR	PRICE	PACK QTY.
MT01-1145-069002	White		1



110V FT ACRF 10 NM MOTOR [45MM/21RPM]

CODE	COLOR	PRICE	PACK QTY.
MT01-1145-069004	White		1



15NM ACRF MOTOR [Ø45/110V/32RPM] 10' CORD PLUG

CODE	COLOR	PRICE	PACK QTY.
MTACRF45-15	White		1



AUTOMATE | ARC FT 15NM MOTOR WITH CLIP

CODE	COLOR	PRICE	PACK QTY.
MT01-1145-069003	White		1



AUTOMATE | AX30 ARC MOTOR [Ø45/110V/13RPM] LC

CODE	COLOR	PRICE	PACK QTY.
MT01-1145-069018	-		1



AUTOMATE | AX50 ARC MOTOR [Ø45/110V/13RPM] LC

CODE	COLOR	PRICE	PACK QTY.
MT01-1145-069017			1



110V ML 6NM MOTOR [35MM/33RPM]

CODE	COLOR	PRICE	PACK QTY.
MTACML35-6	White		1



110V ML 6NM MOTOR [35MM/24RPM]

CODE	COLOR	PRICE	PACK QTY.
MTACQML35-6	White		1



10NM MECHANICAL LIMIT MOTOR [Ø45/110V/21RPM]

CODE	COLOR	PRICE	PACK QTY.
MTACQ45-10-M	White		1



20NM ML MOTOR [Ø45/110V/32RPM] 10' CORD

CODE	COLOR	PRICE	PACK QTY.
MTAC45-20-M	White		1



110V DRAPERY MOTOR [1.2NM/14RPM]

CODE	COLOR	PRICE	PACK QTY.
MTACRFDR-50KG	White		1



110V DRAPERY MOTOR [1.2NM/14RPM] WITH 20' CORD

CODE	COLOR	PRICE	PACK QTY.
MTACRFDR-50KGLC	White		1



DRAPERY END GEAR PULLEY FOR MTACRFDR-50KG

CODE	COLOR	PRICE	PACK QTY.
MTDR-EP-DR-AC	White		1



DRAPERY TRACK DRIVE BELT - 100 METER ROLL

CODE	COLOR	PRICE	PACK QTY.
MTDR-BELT	Green		1



15V VERSA DRAPERY 1.2NM MOTOR [120RPM]



CODE	COLOR	PRICE	PACK QTY.
MT01-2101-069002	White		1

VERTICAL END PULLY "B" TRACK



CODE	COLOR	PRICE	PACK QTY.
MT03-0401-069014	White		10

VERSA BATTERY MODULE 2600 MAH



CODE	COLOR	PRICE	PACK QTY.
MT03-0305-069004	White		1

VERSA AC MODULE 10' CORD + PLUG [110V]



CODE	COLOR	PRICE	PACK QTY.
MT03-0305-069005	White		1

VERSA AC MODULE 10' CORD [110V]



CODE	COLOR	PRICE	PACK QTY.
MT03-0305-069006	White		1

AC GROUNDING 3 CONDUCTOR MALE PLUG



CODE	COLOR	PRICE	PACK QTY.
MTAC-FIELDPLUG	White		1

AC 2 CONDUCTOR RIGHT ANGLE FIELD PLUG 125V - 15A



CODE	COLOR	PRICE	EA QTY.
MT03-0601-069001	White		1

AUTOMATE | MALE POWER PLUG ADAPTER - 2.1MM X 5.5MM



CODE	COLOR	PRICE	PACK QTY.
MT03-0603-050001	Black		1

Automate DC Powered Tilt and Cord Lift Motors

12V VT TILT 0.6NM MOTOR [11RPM]



CODE	COLOR	PRICE	PACK QTY.
MT01-4001-069003	White		1

TILT MOTOR CRADLE HIGH PROFILE HEAD RAILS




CODE	COLOR	PRICE	PACK QTY.
MTAD-TILT-HPCRADLE	White		10

TILT MOTOR SHADE ADAPTER - 5MM HEX



CODE	COLOR	PRICE	PACK QTY.
MTAD-TILT-SA-5HEX	Black		25

12V CORE TILT MOTOR KIT



CODE	COLOR	PRICE	PACK QTY.
MT01-4001-069002	White		1

12V DCRF CORD LIFT MOTOR [0.6NM/50RPM]



CODE	COLOR	PRICE	PACK QTY.
MTDCRF-CL-0.6-50	White		1

12V DCRF CORD LIFT 0.8NM MOTOR [45RPM]



CODE	COLOR	PRICE	PACK QTY.
MT01-3001-069001	White		1

CORD LIFT MOTOR ADAPTER KIT | SS38



CODE	COLOR	PRICE	PACK QTY.
MTAD-CLHRSS38KT	White		10

CORD LIFT SHAFT ADAPTER - 4MM SQUARE



CODE	COLOR	PRICE	PACK QTY.
MTAD-CLSA-4MMSQ	-		100

CORD LIFT SHAFT ADAPTER - 5MM SQUARE



CODE	COLOR	PRICE	PACK QTY.
MTAD-CLSA-5MMSQ	-		10

CORD LIFT SHAFT ADAPTER - D SHAFT



CODE	COLOR	PRICE	PACK QTY.
MTAD-CLSA-D	-		10

CORD LIFT SHAFT ADAPTER - V GROOVE




CODE	COLOR	PRICE	PACK QTY.
MTAD-CLSA-V	Black		10

SHAFT ADAPTOR FOR TILT MOTOR TO D SHAFT+GRUB SCREW



CODE	COLOR	PRICE	PACK QTY.
MT03-0207-050021	Black,Satin	\$0.45 Set	100

M4 X 4MM SET SCREW



CODE	COLOR	PRICE	PACK QTY.
SS31-5991-050944	Zinc		50

CORD LIFT MOTOR ADAPTER | BTG CONTOUR HDRL



CODE	COLOR	PRICE	PACK QTY.
MTAD-CLHR-BTGC	Black		10

CORD LIFT MOTOR ADAPTER | BTG UNISOL RMN HDRL



CODE	COLOR	PRICE	PACK QTY.
MTAD-CLHR-US-ROM	Black		10

CORD LIFT MOTOR ADAPTER | TURNILS HEADRAIL



CODE	COLOR	PRICE	PACK QTY.
MTAD-CLHR-TUR	Black		25

CORD LIFT MOTOR ADAPTER FOR SPRINGS HEADRAIL

CODE	COLOR	PRICE	PACK QTY.
MT03-0207-050016	Black		100



MOTOR ADAPTER KIT CORD LIFT - HT HEADRAIL

CODE	COLOR	PRICE	PACK QTY.
MT03-0603-050003	Black 050		10



1 CH DECORATOR WALL RF SWITCH (CUT IN)

CODE	COLOR	PRICE	PACK QTY.
MTRF-WS-1C	White		1



2 CH DECORATOR WALL RF SWITCH (CUT IN)

CODE	COLOR	PRICE	PACK QTY.
MTRF-WS-2C	White		1



5CH DECORATOR WALL RF SWITCH (FLUSH)

CODE	COLOR	PRICE	PACK QTY.
MTRF-WS5-FLUSH	White		1



Automate Controllers & Sensors

AUTOMATE PULSE 2 HUB

CODE	COLOR	PRICE	PACK QTY.
MT02-0401-067001	White		1



1CH BUTTON FRAME KIT FOR FLUSH SWITCH - PRINTED

Button names are customizable. [Custom Form.](#)

CODE	COLOR	PRICE	PACK QTY.
MT02-0202-069011	-		10



PARADIGM 1CH REMOTE

CODE	COLOR	PRICE	PACK QTY.
MTRF-REM-1C	White		1



2CH BUTTON FRAME KIT FOR FLUSH SWITCH - PRINTED

Button names are customizable. [Custom Form.](#)

CODE	COLOR	PRICE	PACK QTY.
MT02-0202-069012	-		10



PARADIGM 15CH REMOTE

CODE	COLOR	PRICE	PACK QTY.
MTRF-REM-15	White		1



3CH BUTTON FRAME KIT FOR FLUSH SWITCH - PRINTED

Button names are customizable. [Custom Form.](#)

CODE	COLOR	PRICE	PACK QTY.
MT02-0202-069013	-		10



PUSH 1 CHANNEL REMOTE

CODE	COLOR	PRICE	PACK QTY.
MT02-0101-067010	White		1
MT02-0101-050010	Black		1



4CH BUTTON FRAME KIT FOR FLUSH SWITCH - PRINTED

Button names are customizable. [Custom Form.](#)

CODE	COLOR	PRICE	PACK QTY.
MT02-0202-069014	-		10



PUSH 5CH REMOTE

CODE	COLOR	PRICE	PACK QTY.
MT02-0101-067004	White		1
MT02-0101-050004	Black		1



5CH BUTTON FRAME KIT FOR FLUSH SWITCH - PRINTED

Button names are customizable. [Custom Form.](#)

CODE	COLOR	PRICE	PACK QTY.
MT02-0202-069015	-	\$2.19 Ea	10



PUSH 15CH REMOTE

CODE	COLOR	PRICE	PACK QTY.
MT02-0101-067008	White		1
MT02-0101-050008	Black		1



15 CH DECORATOR WALL RF SWITCH (CUT IN)

CODE	COLOR	PRICE	PACK QTY.
MTRF-WS-15	White		1



DECORATOR SCREW-LESS SWITCH COVER PLATE

CODE	COLOR	PRICE	PACK QTY.
MTRF-WS-COVER	White		1



1CH DRY CONTACT TX FOR ARC MOTORS

CODE	COLOR	PRICE	PACK QTY.
MTRF-DCIM-1C	White		1



ARC USB REPEATER

CODE	COLOR	PRICE	PACK QTY.
MT02-0401-069007	White		1



INTERNAL SUN SENSOR

CODE	COLOR	PRICE	PACK QTY.
MTRF-SUNSENS	White		1



SOLAR WIND & LIGHT SENSOR

CODE	COLOR	PRICE	PACK QTY.
MT02-0301-072001	White		1



MOTION SENSOR

CODE	COLOR	PRICE	PACK QTY.
MT02-0301-072002	White		1
MT02-0301-050002	Black		1




SERIAL CABLE SPLITTER

CODE	COLOR	PRICE	PACK QTY.
MT02-0406-000004	-		1



SERIAL CABLE COUPLER RJ45-RJ45

CODE	COLOR	PRICE	EA
MTSER-COUPLER-RJ45	-		1



CR2450 COIN CELL BATTERY

CODE	COLOR	PRICE	PACK QTY.
MT-BATT-CR2450	-		10



CR2430 COIN CELL BATTERY

CODE	COLOR	PRICE	PACK QTY.
MT-BATT-CR2430	-		10



CR2032 COIN CELL BATTERY

CODE	COLOR	PRICE	PACK QTY.
MT-BATT-CR2032	-		10



AAA BATTERY LITHIUM 2 PACK

CODE	COLOR	PRICE	PACK QTY.
MT-BATT-AAA-X2	-		1



Motor Accessories

MOTOR ADAPTER 25/28/35MM TO R-SERIES

CODE	COLOR	PRICE	PACK QTY.
MTAD-252835-RS	White		25



MOTOR ADAPTER 45MM TO R-SERIES (3NM MAX)

CODE	COLOR	PRICE	PACK QTY.
MTAD-45-RS	White		1



MOTOR ADAPTER 25/28/35MM TO SKYLINE

CODE	COLOR	PRICE	PACK QTY.
MTAD-252835-SL	White		25



ADAPTER SKYLINE SOMFY LS40 OR ST40 MOTOR

CODE	COLOR	PRICE	PACK QTY.
SLAMLS40BK	Black		25



MOTOR ADAPTER 25/28MM TO SKY 12MM V2

CODE	COLOR	PRICE	PACK QTY.
MTAD-25-28-SLV2W	White		25



MOTOR ADAPTER 25/28MM TO SKY 2NM V3

CODE	COLOR	PRICE	PACK QTY.
MT03-0206-069001	White		25



MOTOR ADAPTER 45MM TO SKY (20NM MAX)

CODE	COLOR	PRICE	PACK QTY.
MTAD-45-SL	White		25



MOTOR ADAPTER 25/28/35MM TO LOUVOLITE

CODE	COLOR	PRICE	PACK QTY.
MTAD-BTG-252835	White		100



M40 H/D SLIM HEAD ARC MOTOR DISC ADPTR S45

CODE	COLOR	PRICE	PACK QTY.
RB40-1402-069401	White		5



M40 H/D UNIV. DISC ADPTR S45

CODE	COLOR	PRICE	PACK QTY.
RB40-1402-069400	White		5
RB40-1402-050400	Black		5



STAR HEAD ADAPTER 35MM SLIM HEAD MOTOR + SCREWS

CODE	COLOR	PRICE	PACK QTY.
MT03-0207-069011	White		25




SCREW FOR SLAM ADAPTERS

CODE	COLOR	PRICE	PACK QTY.
SLAMSCREW	Zinc		100



R8-SERIES DUAL MOUNT INSERT PLATE FOR 5X5

CODE	COLOR	PRICE	PACK QTY.
RE0020803	Zinc	\$7.69 EA	1



FASCIA SKYLINE MOTOR AUTOMATE INSERT 5" ZINC

CODE	COLOR	PRICE	PACK QTY.
RE0022702	Zinc		1



MOTOR BRACKET FOR SKYLINE SYSTEM

CODE	COLOR	PRICE	PACK QTY.
MSBM6SLW	White		10



MOTOR BRACKET FOR SKYLINE SYSTEM

CODE	COLOR	PRICE	PACK QTY.
MSBM6SL	Zinc		10



MOTOR BRACKET IDLER SIDE

CODE	COLOR	PRICE	EA QTY.
MSBI6W	White		1



MOTOR BRACKET IDLER SIDE

CODE	COLOR	PRICE	EA QTY.
MSBI6	Zinc		1



5V MOTOR ADAPTOR FOR LARGE LOUVOLITE SYS

CODE	COLOR	PRICE	PACK QTY.
MT03-0205-069006	White		10



MOTOR SIDE BRACKET 2-1/2" - STAR HEAD

CODE	COLOR	PRICE	PACK QTY.
MSBM6W	White		10



5V MOTOR ADAPTER FOR COULISSE SYSTEMS

CODE	COLOR	PRICE	PACK QTY.
MT03-0205-069007	White		10



MOTOR SIDE BRACKET 2-1/2" - STAR HEAD

CODE	COLOR	PRICE	PACK QTY.
MSBM6	Zinc		10



5V MOTOR ADAPTER FOR MAXXMAR SYSTEMS

CODE	COLOR	PRICE	PACK QTY.
MT03-0205-069005	White		10



ARC MOTOR ADAPTER SET S60-80 (PART 1 OF 2 FOR KIT)

CODE	COLOR	PRICE	PACK QTY.
RB56-0701-069518	White		25



5V MOTOR UNIVERSAL ADAPTOR

CODE	COLOR	PRICE	PACK QTY.
MT03-0205-069008	White		10



5V MOTOR ADAPTER R8 SERIES

CODE	COLOR	PRICE	PACK QTY.
MT03-0205-069001	White		10



**5V ZERO HEAD ADAPTER SCREWS
SCREW, SELF TAPPING - TYPE F, PHILIPS ST2.9 X 6MM**

CODE	COLOR	PRICE	PACK QTY.
HD82-1481-010006	-		100



5V MOTOR ADAPTOR R16-SERIES

CODE	COLOR	PRICE	PACK QTY.
MT03-0205-069002	White		10



MOTOR DRIVE "E" CLIP FOR 25/28MM MOTORS

CODE	COLOR	PRICE	PACK QTY.
MTECLIP-182528	Black		100



5V MOTOR ADAPTOR S45 SERIES

CODE	COLOR	PRICE	PACK QTY.
MT03-0203-069001	White		10



5V MOTOR ADAPTOR SKYLINE SERIES

CODE	COLOR	PRICE	PACK QTY.
MT03-0206-069002	White		10



5V MOTOR ADAPTOR LOUVOLITE SERIES

CODE	COLOR	PRICE	PACK QTY.
MT03-0207-069015	White		10



5V MOTOR CAP FOR 25/28MM MOTOR

CODE	COLOR	PRICE	PACK QTY.
MT03-0502-077001	White MTC		25
MT03-0502-059001	Black MTC		
MT03-0502-027001	Chrome		
MT03-0502-034001	Satin Nickel		
MT03-0502-338001	Gray		
MT03-0502-043001	Brass		
MT03-0502-091001	Gun Metal		
MT03-0502-079001	Antique Bronze		
MT03-0502-414001	Vanilla		



CROWN ADAPTER FOR 20MM MOTOR

CODE	COLOR	PRICE	PACK QTY.
MT03-0110-069009	White		25



12V MOTOR CAP FOR 35MM MOTOR

CODE	COLOR	PRICE	PACK QTY.
MTCAP-45-BK	Black	\$4.95 Ea	25
MTCAP-45-W	White	\$4.95 Ea	
MTCAP-45-AB	Antique Bronze		
MTCAP-45-SN	Satin Nickel		
MTCAP-45-091	Gun Metal		
MTCAP-45-CH	Chrome		
MTCAP-45-043	Brass		



CROWN & DRIVE FOR 20MM MOTOR IN LOUVOLITE 32MM

CODE	COLOR	PRICE	PACK QTY.
MT03-0110-069011	White		25



12V MOTOR CAP FOR 45MM MOTOR

CODE	COLOR	PRICE	PACK QTY.
MTCAP-35-BK	Black	\$4.00 Ea	25
MTCAP-35-W	White	\$4.00 Ea	
MTCAP-35-AB	Antique Bronze		
MTCAP-35-SN	Satin Nickel		
MTCAP-35-091	Gun Metal		
MTCAP-35-CH	Chrome		
MTCAP-35-043	Brass		



CROWN & DRIVE FOR 20MM MOTOR IN LOUVOLITE 38MM

CODE	COLOR	PRICE	PACK QTY.
MT03-0110-069012	White		25



CROWN & DRIVE SET FOR 25MM MOTOR IN LOUVOLITE 38MM

CODE	COLOR	PRICE	PACK QTY.
MT03-0110-069013	Black		10



CROWN AND DRIVE FOR 25MM MOTOR IN 1.5" TUBE

CODE	COLOR	PRICE	PACK QTY.
MTCRDR-25-1.5	White	\$5.29 EA	10



CROWN & DRIVE FOR 20MM MOTOR IN 1" TUBE

CODE	COLOR	PRICE	PACK QTY.
MT03-0110-069007	White		25



CROWN & DRIVE SET FOR 25MM MOTOR | S45

CODE	COLOR	PRICE	PACK QTY.
MT03-0103-069004	Black		1



CROWN & DRIVE FOR 20MM MOTOR IN 1.125" TUBE

CODE	COLOR	PRICE	PACK QTY.
MT03-0110-069008	White		25



CROWN DRIVE & CLIP 28MM MOTOR/38MM TUBE

CODE	COLOR	PRICE	PACK QTY.
MT03-0198-050013	Black		10



CROWN & DRIVE SET FOR 25MM DC MOTOR IN 1.25" TUBE

CODE	COLOR	PRICE	PACK QTY.
MT03-0109-069003	Pure White 069		10



CROWN & DRIVE SET FOR 28MM DC MOTOR IN S45 TUBES

CODE	COLOR	PRICE	PACK QTY.
MT03-0103-069005	Black		10



CROWN & DRIVE SET FOR 28MM DC MT IN 2" RIB TUBE

CODE	COLOR	PRICE	PACK QTY.
MTCRDR-28-2	Black		10



CROWN & DRIVE SET FOR 45MM MOTOR IN 2.5" TUBE

CODE	COLOR	PRICE	PACK QTY.
MTCRDR-45-2.5	Black		10



CROWN & DRIVE SET 35MM MOTOR IN 2.0" RIBBED TUBE

CODE	COLOR	PRICE	PACK QTY.
MTCRDR-35-2	Black		10



CROWN & DRIVE SET FOR 45MM MOTOR IN 3.25" TUBE

CODE	COLOR	PRICE	PACK QTY.
MTCRDR-45-3.25	Black		10



CROWN & DRIVE SET FOR 35MM MOTOR IN S45 TUBE

CODE	COLOR	PRICE	PACK QTY.
MTCRDR-35-S45	Black		1



CROWN & DRIVE SET FOR 45MM MOTOR IN S60 TUBE

CODE	COLOR	PRICE	PACK QTY.
RB56-0336-050502	Black		5



CROWN & DRIVE SET FOR 35MM MOTOR IN 2.0" OCT TUBE

CODE	COLOR	PRICE	PACK QTY.
MTCRDR-35-2-OCT	Black		1



CROWN & DRIVE SET FOR 45MM MOTOR IN S80 TUBE

CODE	COLOR	PRICE	PACK QTY.
RB56-0338-050502	Black		5



DRIVE CLIP FOR 35/45MM MOTOR

CODE	COLOR	PRICE	PACK QTY.
MTCLIP-35-45	Black		100




DRIVE ADAPTOR 28MM FOR 35/45 DRIVES

CODE	COLOR	PRICE	PACK QTY.
MTDRA-28-35	White		10



CROWN&DRIVE SET FOR 45MM MOTOR IN 2.0" SMOOTH TUBE

CODE	COLOR	PRICE	PACK QTY.
MTCRDR-45-2SW	Black		10



DRIVE SHAFT ADAPTOR 35/45 USING SOMFY ST

CODE	COLOR	PRICE	PACK QTY.
MTDRA-35-45-ST40	Black		10



CROWN FOR 45MM MOTOR IN 2.0" SMOOTH TUBE

CODE	COLOR	PRICE	PACK QTY.
MTCR-45-2SW	Black		25



DRIVE CLIP FOR 35/45 & DRIVE ADAPTER-ST40 DRIVE

CODE	COLOR	PRICE	PACK QTY.
MTCLIP-35-45-V2	Black		100



AUTOMATE DRIVE WHEEL SET | S60 S80 | IMPACT DETECT

CODE	COLOR	PRICE	PACK QTY.
RB56-0105-050518	Black		5



DRIVE SHAFT ADAPTOR 35/45 USING SOMFY LT50

CODE	COLOR	PRICE	PACK QTY.
MTDRA-LT50	Black		1



CROWN ADAPTOR FOR 28MM MOTOR W/35MM CROWN

CODE	COLOR	PRICE	PACK QTY.
MTCA-28-35W	White		50



SILENT MOTOR PIN END 2"

CODE	COLOR	PRICE	EA QTY.
MSPE5BK	Black		1



ADAPTER SET 2-1/2" (63MM) SILENT PIN + ST50/LT50

CODE	COLOR	PRICE	PACK QTY.
RTA6U50BK	Black		10



ADAPTER SET 3-1/4" (83MM) SILENT PIN + ST50/LT50

CODE	COLOR	PRICE	PACK QTY.
RTA7U50	Black		5



ADAPTER SET 2" TUBE FOR LS40 AND ST40 MOTORS

CODE	COLOR	PRICE	PACK QTY.
RTA5LS40	Black		20



CROWN ADAPTOR FOR 35MM MOTOR W/45MM CROWN

CODE	COLOR	PRICE	PACK QTY.
MTCA-35-45	Black		10



Commercial Motor Accessories

AUTOMATE | 4PIN WATERPROOF CONNECTOR

CODE	COLOR	PRICE	PACK QTY.
MT03-0603-050002	Black		5



24V DC RS485 1.1NM MOTOR [25MM/40RPM]

CODE	COLOR	PRICE	PACK QTY.
MT01-1225-069003	Pure White		1



4 CHANNEL MOTOR CONTROLLER 85V-240VAC INPUT

CODE	COLOR	PRICE	PACK QTY.
MT02-0401-331011	-		1



3 BUTTON DRY CONTACT CLOSURE SWITCH

CODE	COLOR	PRICE	PACK QTY.
MT02-0201-069002	White		1



DUAL GROUP DRY CONTACT CLOSURE SWITCH

CODE	COLOR	PRICE	PACK QTY.
MT02-0201-069005	White		1



5V LI-ION WAND 1.1NM MOTOR [25MM/20RPM]



CODE	COLOR	PRICE	PACK QTY.
MT01-1325-069021-CT	White		20

5V ZERO LI-ION 1.1NM WAND CT20 Ø25/5V/28RPM S45



CODE	COLOR	PRICE	PACK QTY.
MT01-1325-069023-CT	White		20

5V ZERO LI-ION 1.1NM WAND CT20 Ø25/5V/28RPM SKY



CODE	COLOR	PRICE	PACK QTY.
MT01-1325-069024-CT	White		20

5V ZERO LION 1.1NM 1WAY CT20 [Ø25/5V/28RPM] S45



CODE	COLOR	PRICE	PACK QTY.
MT01-1325-069025-CT	White		20

5V ZERO LION 1.1NM 1WAY CT20 [Ø25/5V/28RPM] SKY



CODE	COLOR	PRICE	PACK QTY.
MT01-1325-069026-CT	White		20

5 CHANNEL BASICS REMOTE CONTROL



CODE	COLOR	PRICE	PACK QTY.
MT02-0101-069011	White		1

5V WAND CONTROL WITH 36" LENGTH - WHITE



CODE	COLOR	PRICE	PACK QTY.
MT03-0301-069034	White		20

MAGNETIC WAND CONTROL WITH 36" LENGTH - WHITE



CODE	COLOR	PRICE	PACK QTY.
MT03-0602-069003	White		1



TEXSTYLE

2024 Catalog

Collection Index

Solar Screens

130

Verosol High Performance

160

Commercial PVC Free

168

Designer Solids

181

Designer Textures

193

Designer Neutrals

213

Kleenscreen Blackout




ROLLER




PANEL


Kleenscreen Blackout combines the functionality and durability of a typical solar screen with the privacy of a 100% blackout fabric. The unique formulation of the yarn eliminates the need for a blackout coating, thereby keeping the blackout fabric the same on both sides and making it highly suitable for open roll systems. Featuring Sanitized®, Kleenscreen Blackout inhibits the development of bacterial odors as well as the growth of mold and mildew on your fabric. Easy to weld and easy to clean, Kleenscreen Blackout provides a practical solution for any residential or commercial interior space.




Ice




Barley




Pumice



Alloy



Shale



Graphite



Black



Technical Information

Composition	25% Polyester, 75% PVC
Openness	Blackout
Width(s)	118" (3m)
Length	33 yd/roll (30m)
Weight	16.96oz/yd ² (575 g/m ²)
Thickness	0.027in (.69mm)
Fire Classification	NFPA 701
Fungal/Bacterial Resistance	ASTM E2180 and G21
Railroadable	No

Cleaning

Lightly vacuum or wipe with dry cloth to remove dust. Spot clean with clean white pencil eraser or gently wipe with warm soapy water and damp sponge. If wet, leave shade down to dry completely. Avoid solvents or test them in inconspicuous area first.

Technical & Quality Data Visit texstyle.com for full details

Features



FR



LEAD FREE

FORMALDEHYDE
FREEPHTHALATE
FREEFRAGRANCE
FREEANTI-
BACTERIALENERGY
SAVING

PRINTABLE

Certifications

HEALTH PRODUCT
DECLARATIONOeko-TEX®
CONFIDENCE IN TEXTILES
STANDARD 100
For all your textile products
www.oeko-tex.com/standard100

14001



9001

10 YEAR
WARRANTY

Product codes and pricing

Code	Color	Fabric Width (in)	Price per Lin. Yd.	Price Per Sq. yd.	Price per av. Roll
091003000ICE	Ice	118			
091003000BAR	Barley	118			
091003000PUM	Pumice	118			
091003000ALL	Alloy	118			
091003000SHA	Shale	118			
091003000GRA	Graphite	118			
091003000BLA	Black	118			

Kleenscreen 1%



ROLLER




PANEL


Kleenscreen with Sanitized® Protection inhibits the growth of bacteria, mold and mildew on your fabric. This unique antimicrobial hygiene function enhances the performance of your shades for comfort and peace of mind. Kleenscreen's performance against solar heat and glare also make this an eco-friendly and cost saving solution for any space.




Pure White




Barley




Alloy



Canyon




Graphite



Ash



Raven



Black



Technical Information

Composition	26% Polyester, 74% PVC
Openness	1%
Width(s)	98.4" (2.5m), 118" (3m)
Length	33 yd/roll (30m)
Weight	14.25oz/yd ² (483g/m ²)
Thickness	0.024in (.60mm)
Fire Classification	NFPA 701
Fungal/Bacterial Resistance	ASTM E2180 and G21
Railroadable	No

Cleaning

Lightly vacuum or wipe with dry cloth to remove dust. Spot clean with clean white pencil eraser or gently wipe with warm soapy water and damp sponge. If wet, leave shade down to dry completely. Avoid solvents or test them in inconspicuous area first.

Technical & Quality Data Visit texstyle.com for full details

Features



Certifications



Product codes and pricing

Code	Color	Fabric Width (in)	Price per Lin. Yd.	Price Per Sq. yd.	Price per av. Roll
091012500M16	Barley	98.4			
091012500M18	Black	98.4			
091012500M19	Graphite	98.4			
091012500M36	Pure White	98.4			
091012500M37	Alloy	98.4			
091012500M46	Canyon	98.4			
091012500M47	Raven	98.4			
091012500M49	Ash	98.4			
091013000M16	Barley	118			
091013000M18	Black	118			
091013000M19	Graphite	118			
091013000M36	Pure White	118			
091013000M37	Alloy	118			
091013000M46	Canyon	118			
091013000M47	Raven	118			
091013000M49	Ash	118			

Kleenscreen 3%



ROLLER




PANEL


Kleenscreen with Sanitized® Protection inhibits the growth of bacteria, mold and mildew on your fabric. This unique antimicrobial hygiene function enhances the performance of your shades for comfort and peace of mind. Kleenscreen's performance against solar heat and glare also make this an eco-friendly and cost saving solution for any space.



Pure White




Barley




Alloy



Canyon




Graphite



Ash



Raven



Black



Technical Information

Composition	26% Polyester, 74% PVC
Openness	3%
Width(s)	98.4" (2.5m), 118" (3m)
Length	33 yd/roll (30m)
Weight	14.01oz/yd ² (475g/m ²)
Thickness	0.022in (.56mm)
Fire Classification	NFPA 701
Fungal/Bacterial Resistance	ASTM E2180 and G21
Railroadable	No

Cleaning

Lightly vacuum or wipe with dry cloth to remove dust. Spot clean with clean white pencil eraser or gently wipe with warm soapy water and damp sponge. If wet, leave shade down to dry completely. Avoid solvents or test them in inconspicuous area first.

Technical & Quality Data Visit texstyle.com for full details

Features



Certifications



Product codes and pricing

Code	Color	Fabric Width (in)	Price per Lin. Yd.	Price Per Sq. yd.	Price per av. Roll
091032500M16	Barley	98.4			
091032500M18	Black	98.4			
091032500M19	Graphite	98.4			
091032500M36	Pure White	98.4			
091032500M37	Alloy	98.4			
091032500M46	Canyon	98.4			
091032500M47	Raven	98.4			
091032500M49	Ash	98.4			
091033000M16	Barley	118			
091033000M18	Black	118			
091033000M19	Graphite	118			
091033000M36	Pure White	118			
091033000M37	Alloy	118			
091033000M46	Canyon	118			
091033000M47	Raven	118			
091033000M49	Ash	118			

Kleenscreen 5%




ROLLER




PANEL


Kleenscreen with Sanitized® Protection inhibits the growth of bacteria, mold and mildew on your fabric. This unique antimicrobial hygiene function enhances the performance of your shades for comfort and peace of mind. Kleenscreen's performance against solar heat and glare also make this an eco-friendly and cost saving solution for any space.



Pure White




Barley




Alloy



Canyon




Graphite



Ash



Raven



Black



Technical Information

Composition	26% Polyester, 74% PVC
Openness	5%
Width(s)	98.4" (2.5m), 118" (3m)
Length	33 yd/roll (30m)
Weight	13.12oz/yd ² (445g/m ²)
Thickness	0.022in (.56mm)
Fire Classification	NFPA 701
Fungal/Bacterial Resistance	ASTM E2180 and G21
Railroadable	No

Cleaning

Lightly vacuum or wipe with dry cloth to remove dust. Spot clean with clean white pencil eraser or gently wipe with warm soapy water and damp sponge. If wet, leave shade down to dry completely. Avoid solvents or test them in inconspicuous area first.

Technical & Quality Data Visit texstyle.com for full details

Features



Certifications



Product codes and pricing

Code	Color	Fabric Width (in)	Price per Lin. Yd.	Price Per Sq. yd.	Price per av. Roll
091052500M16	Barley	98.4			
091052500M18	Black	98.4			
091052500M19	Graphite	98.4			
091052500M36	Pure White	98.4			
091052500M37	Alloy	98.4			
091052500M46	Canyon	98.4			
091052500M47	Raven	98.4			
091052500M49	Ash	98.4			
091053000M16	Barley	118			
091053000M18	Black	118			
091053000M19	Graphite	118			
091053000M36	Pure White	118			
091053000M37	Alloy	118			
091053000M46	Canyon	118			
091053000M47	Raven	118			
091053000M49	Ash	118			

3000 NET Privacy




ROLLER



PANEL

3000 NET is our most popular screen style. The 2x2 lightweight basket weave is incredibly versatile and makes fabrication easy. The 3000 NET Privacy is the tightest weave in the offering.


Perfect for bedrooms, it offers maximum privacy with limited view-through.



White/White




White/Beige




White/Gray



Charcoal/Charcoal



Charcoal/Bronze



Charcoal/Gray

Technical Information

Composition	25% Polyester, 75% PVC
Openness	<1% Privacy
Width(s)	78.7" (2m), 98.4" (2.5m), 118" (3m)
Length	33 yd/roll (30m)
Weight	15.28oz/yd ² (518g/m ²)
Thickness	0.026in (.68mm)
Fire Classification	NFPA 701, M1, B1, B2, CA Title 19
Fungal/Bacterial Resistance	ASTM E2180, G21, G22
Railroadable	Yes

Cleaning Lightly vacuum or wipe with dry cloth to remove dust. Spot clean with clean white pencil eraser or gently wipe with warm soapy water and damp sponge. If wet, leave shade down to dry completely. Avoid solvents or test them in inconspicuous area first.

Technical & Quality Data Visit texstyle.com for full details

Features



Certifications



Product codes and pricing

Code	Color	Fabric Width (in)	Price per Lin. Yd.	Price Per Sq. yd.	Price per av. Roll
030PR2000N001	White/White	78.7			
030PR2000N002	White/Beige	78.7			
030PR2000N003	White/Gray	78.7			
030PR2500N001	White/White	98.4			
030PR2500N002	White/Beige	98.4			
030PR2500N003	White/Gray	98.4			
030PR2500N901	Charcoal/Charcoal	98.4			
030PR2500N902*	Charcoal/Bronze	98.4			
030PR2500N903	Charcoal/Gray	98.4			
030PR3000N001	White/White	118			
030PR3000N002	White/Beige	118			
030PR3000N003	White/Gray	118			
030PR3000N901	Charcoal/Charcoal	118			
030PR3000N902	Charcoal/Bronze	118			
030PR3000N903	Charcoal/Gray	118			

3000 NET 1%




ROLLER



PANEL


3000 NET is our most popular screen style. The 2x2 lightweight basket weave is incredibly versatile and makes fabrication easy. The 3000 NET 1% is a favorite amongst those seeking privacy while still allowing some light to come into the space.




White/White




White/Beige




White/Gray



Beige/Beige




Beige/Gray




Gray/Gray



Charcoal/Charcoal



Charcoal/Bronze



Charcoal/Gray

Technical Information

Composition	25% Polyester, 75% PVC
Openness	1%
Width(s)	78.7" (2m), 98.4" (2.5m), 118" (3m)
Length	33 yd/roll (30m)
Weight	15.28oz/yd2 (518g/m2)
Thickness	0.026in (.68mm)
Fire Classification	NFPA 701, M1, B1, B2, CA Title 19
Fungal/Bacterial Resistance	ASTM E2180, G21, G22
Railroadable	Yes

Cleaning

Lightly vacuum or wipe with dry cloth to remove dust. Spot clean with clean white pencil eraser or gently wipe with warm soapy water and damp sponge. If wet, leave shade down to dry completely.

Avoid solvents or test them in inconspicuous area first.

Technical & Quality Data Visit textstyle.com for full details

Features



Certifications



Product codes and pricing

Code	Color	Fabric Width (in)	Price per Lin. Yd.	Price Per Sq. yd.	Price per av. Roll
030012000N001	White/White	78.7			
030012000N002	White/Beige	78.7			
030012000N003	White/Gray	78.7			
030012000N203	Beige/Gray	78.7			
030012000N901	Charcoal/Charcoal	78.7			
030012500N001	White/White	98.4			
030012500N002	White/Beige	98.4			
030012500N003	White/Gray	98.4			
030012500N203	Beige/Gray	98.4			
030012500N301	Gray/Gray	98.4			
030012500N901	Charcoal/Charcoal	98.4			
030012500N902	Charcoal/Bronze	98.4			
030012500N903	Charcoal/Gray	98.4			
030013000N001	White/White	118			
030013000N002	White/Beige	118			
030013000N003	White/Gray	118			
030013000N201	Beige/Beige	118			
030013000N203	Beige/Gray	118			
030013000N301	Gray/Gray	118			
030013000N901	Charcoal/Charcoal	118			
030013000N902	Charcoal/Bronze	118			
030013000N903	Charcoal/Gray	118			

3000 NET 3%




ROLLER




PANEL


3000 NET is our most popular screen style. The 2x2 lightweight basket weave is incredibly versatile and makes fabrication easy. The 3000 NET 3% has quickly become a market leader for those seeking the perfect combination of privacy and natural light.




White/White




White/Beige




White/Gray



Beige/Beige




Beige/Gray




Gray/Gray



Charcoal/Charcoal



Charcoal/Bronze



Charcoal/Gray

Technical Information

Composition	25% Polyester, 75% PVC
Openness	3%
Width(s)	78.7" (2m), 98.4" (2.5m), 118" (3m)
Length	33 yd/roll (30m)
Weight	13.12oz/yd ² (445g/m ²)
Thickness	0.022in (.57mm)
Fire Classification	NFPA 701, M1, B1, B2, CA Title 19
Fungal/Bacterial Resistance	ASTM E2180, G21, G22
Railroadable	Yes

Cleaning Lightly vacuum or wipe with dry cloth to remove dust. Spot clean with clean white pencil eraser or gently wipe with warm soapy water and damp sponge. If wet, leave shade down to dry completely. Avoid solvents or test them in inconspicuous area first.

Technical & Quality Data Visit textstyle.com for full details

Features



Certifications



Product codes and pricing

Code	Color	Fabric Width (in)	Price per Lin. Yd.	Price Per Sq. yd.	Price per av. Roll
030032000N001	White/White	78.7			
030032000N002	White/Beige	78.7			
030032000N003	White/Gray	78.7			
030032000N203	Beige/Gray	78.7			
030032000N301	Gray/Gray	78.7			
030032000N901	Charcoal/Charcoal	78.7			
030032000N902*	Charcoal/Bronze	78.7			
030032000N903	Charcoal/Gray	78.7			
030032500N001	White/White	98.4			
030032500N002	White/Beige	98.4			
030032500N003	White/Gray	98.4			
030032500N201	Beige/Beige	98.4			
030032500N203	Beige/Gray	98.4			
030032500N301	Gray/Gray	98.4			
030032500N901	Charcoal/Charcoal	98.4			
030032500N902	Charcoal/Bronze	98.4			
030032500N903	Charcoal/Gray	98.4			
030033000N001	White/White	118			
030033000N002	White/Beige	118			
030033000N003	White/Gray	118			
030033000N201	Beige/Beige	118			
030033000N203	Beige/Gray	118			
030033000N301	Gray/Gray	118			
030033000N901	Charcoal/Charcoal	118			
030033000N902	Charcoal/Bronze	118			
030033000N903	Charcoal/Gray	118			

*Available while supplies last

3000 NET 5%




ROLLER



PANEL


3000 NET is our most popular screen style. The 2x2 lightweight basket weave is incredibly versatile and makes fabrication easy. The 3000 NET 5% is the perfect choice for those looking to preserve the view but also offer a small amount of privacy.




White/White




White/Beige




White/Gray




Beige/Beige




Beige/Sable




Beige/Gray



Gray/Gray




Gray/Dark Gray




Gray/Blue



Charcoal/Charcoal



Charcoal/Bronze



Charcoal/Gray

Technical Information

Composition	25% Polyester, 75% PVC
Openness	5%
Width(s)	78.7" (2m), 98.4" (2.5m), 118" (3m)
Length	33 yd/roll (30m)
Weight	12.39oz/yd2 (420g/m2)
Thickness	0.022in (.57mm)
Fire Classification	NFPA 701, M1, B1, B2, CA Title 19
Fungal/Bacterial Resistance	ASTM E2180, G21, G22
Railroadable	Yes

Cleaning

Lightly vacuum or wipe with dry cloth to remove dust. Spot clean with clean white pencil eraser or gently wipe with warm soapy water and damp sponge. If wet, leave shade down to dry completely. Avoid solvents or test them in inconspicuous area first.

Technical & Quality Data Visit texstyle.com for full details

Features



Certifications



Product codes and pricing

Code	Color	Fabric Width (in)	Price per Lin. Yd.	Price Per Sq. yd.	Price per av. Roll
030052000N001	White/White	78.7			
030052000N002	White/Beige	78.7			
030052000N003	White/Gray	78.7			
030052000N201	Beige/Beige	78.7			
030052000N203	Beige/Gray	78.7			
030052000N901	Charcoal/Charcoal	78.7			
030052000N902*	Charcoal/Bronze	78.7			
030052000N903*	Charcoal/Gray	78.7			
030052500N001	White/White	94.8			
030052500N002	White/Beige	98.4			
030052500N003	White/Gray	98.4			
030052500N201	Beige/Beige	98.4			
030052500N202	Beige/Sable	98.4			
030052500N203	Beige/Gray	98.4			
030052500N301	Gray/Gray	98.4			
030052500N302	Gray/Dark Gray	98.4			
030052500N304	Gray/Blue	98.4			
030052500N901	Charcoal/Charcoal	98.4			
030052500N902	Charcoal/Bronze	98.4			
030052500N903	Charcoal/Gray	98.4			
030053000N001	White/White	118			
030053000N002	White/Beige	118			
030053000N003	White/Gray	118			
030053000N201	Beige/Beige	118			
030053000N203	Beige/Gray	118			
030053000N301	Gray/Gray	118			
030053000N901	Charcoal/Charcoal	118			
030053000N902	Charcoal/Bronze	118			
030053000N903	Charcoal/Gray	118			

*Available while supplies last

3000 NET 10%




ROLLER




PANEL


3000 NET is our most popular screen style. The 2x2 lightweight basket weave is incredibly versatile and makes fabrication easy. The 3000 NET 10% is the most open in this offering and allows you to take advantage of improved view through.



White/White



White/Beige



White/Gray



Charcoal/Charcoal

Technical Information

Composition	25% Polyester, 75% PVC
Openness	10%
Width(s)	98.4" (2.5m), 118" (3m)
Length	33 yd/roll (30m)
Weight	11.36oz/yd ² (385g/m ²)
Thickness	0.020in (.52mm)
Fire Classification	NFPA 701, M1, B1, B2, CA Title 19
Fungal/Bacterial Resistance	ASTM E2180, G21, G22
Railroadable	Yes

Cleaning

Lightly vacuum or wipe with dry cloth to remove dust. Spot clean with clean white pencil eraser or gently wipe with warm soapy water and damp sponge. If wet, leave shade down to dry completely. Avoid solvents or test them in inconspicuous area first.

Technical & Quality Data Visit textstyle.com for full details

Features



Certifications



Product codes and pricing

Code	Color	Fabric Width (in)	Price per Lin. Yd.	Price Per Sq. yd.	Price per av. Roll
030102500N001	White/White	98.4			
030102500N002	White/Beige	98.4			
030102500N003	White/Gray	98.4			
030102500N901	Charcoal/Charcoal	98.4			
030103000N001	White/White	118			
030103000N002	White/Beige	118			
030103000N003	White/Gray	118			
030103000N901	Charcoal/Charcoal	118			

4000 NET 3%




ROLLER



PANEL


Similar to our 3000 NET, the 4000 NET 3% fabric brings forth stylish and modern aesthetics with a heavier weight 2x2 basket weave, which is ideal for high traffic and commercial applications.




Dove/Dove




Dove/Sand




White/White




White/Beige




White/Gray




Beige/Beige



Beige/Gray



Charcoal/Charcoal



Charcoal/Bronze

Technical Information

Composition	27% Polyester, 73% PVC
Openness	3%
Width(s)	98.4" (2.5m), 118" (3m)
Length	33 yd/roll (30m)
Weight	16.07oz/yd ² (545 g/m ²)
Thickness	0.029in (.75mm)
Fire Classification	NFPA 701, M1, B1, B2, CA Title 19
Fungal/Bacterial Resistance	ASTM E2180, G21, G22
Railroadable	Yes

Cleaning

Lightly vacuum or wipe with dry cloth to remove dust. Spot clean with clean white pencil eraser or gently wipe with warm soapy water and damp sponge. If wet, leave shade down to dry completely. Avoid solvents or test them in inconspicuous area first.

Technical & Quality Data Visit textstyle.com for full details

Features



Certifications



Product codes and pricing

Code	Color	Fabric Width (in)	Price per Lin. Yd.	Price Per Sq. yd.	Price per av. Roll
040032500N001	White/White	98.4			
040032500N002	White/Beige	98.4			
040032500N003	White/Gray	98.4			
040032500N201	Beige/Beige	98.4			
040032500N203	Beige/Gray	98.4			
040032500N901	Charcoal/Charcoal	98.4			
040032500N902	Charcoal/Bronze	98.4			
040032500NPE1*	Dove/Dove	98.4			
040032500NPE2	Dove/Sand	98.4			
040033000N001	White/White	118			
040033000N002	White/Beige	118			
040033000N003	White/Gray	118			
040033000N201	Beige/Beige	118			
040033000N203	Beige/Gray	118			
040033000N901	Charcoal/Charcoal	118			
040033000N902	Charcoal/Bronze	118			
040033000NPE1	Dove/Dove	118			
040033000NPE2	Dove/Sand	118			

*Available while supplies last

4000 NET 5%




ROLLER



PANEL

Similar to our 3000 NET, the 4000 NET 5% fabric brings forth stylish and modern aesthetics with a heavier weight 2x2 basket weave, which is ideal for high traffic and commercial applications.



Dove/Sand




White/White




White/Beige




White/Gray




Beige/Beige




Beige/Sable




Beige/Gray



Charcoal/Charcoal



Charcoal/Bronze



Charcoal/Gray

Technical Information

Composition	27% Polyester, 73% PVC
Openness	5%
Width(s)	98.4" (2.5m), 118" (3m)
Length	33 yd/roll (30m)
Weight	15.34oz/yd ² (520g/m ²)
Thickness	0.027in (.70mm)
Fire Classification	NFPA 701, M1, B1, B2, CA Title 19
Fungal/Bacterial Resistance	ASTM E2180, G21, G22
Railroadable	Yes

Cleaning

Lightly vacuum or wipe with dry cloth to remove dust. Spot clean with clean white pencil eraser or gently wipe with warm soapy water and damp sponge. If wet, leave shade down to dry completely. Avoid solvents or test them in inconspicuous area first.

Technical & Quality Data Visit textstyle.com for full details

Features



Certifications



Product codes and pricing

Code	Color	Fabric Width (in)	Price per Lin. Yd.	Price Per Sq. yd.	Price per av. Roll
040052500N001	White/White	98.4			
040052500N002*	White/Beige	98.4			
040052500N003	White/Gray	98.4			
040052500N202*	Beige/Sable	98.4			
040052500N203*	Beige/Gray	98.4			
040052500N902*	Charcoal/Bronze	98.4			
040053000N001	White/White	118			
040053000N002	White/Beige	118			
040053000N003	White/Gray	118			
040053000N203	Beige/Gray	118			
040053000N901	Charcoal/Charcoal	118			
040053000N902*	Charcoal/Bronze	118			
040053000NPE2	Dove/Sand	118			
040053000N201	Beige/Beige	118			

*Available while supplies last

3000 HT 3%, 5%



ROLLER



PANEL


The broken twill weave of the 3000 HT 3% & 5% offers customers a solution where white is always facing out, giving the fabric superior reflective properties, providing improved heat control without limiting the color of their interior fabric to white.




White/White




White/Beige




White/Light Gray



White/Dim Gray



White/Bronze



White/Charcoal

Technical Information

Composition	25% Polyester, 75% PVC	25% Polyester, 75% PVC
Openness	3%	5%
Width(s)	98.4" (2.5m)	98.4" (2.5m)
Length	33 yd/roll (30m)	33 yd/roll (30m)
Weight	12.24oz/yd2 (415 g/m2)	11.65oz/yd2 (395 g/m2)
Thickness	0.024in (.60mm)	0.026in (.50mm)
Fire Classification	NFPA 701, M2, BS 5867 Type B, CA Title 19	
Fungal/Bacterial Resistance	ASTM E2180, G21, G22	
Railroadable	No	

Cleaning

Lightly vacuum or wipe with dry cloth to remove dust. Spot clean with clean white pencil eraser or gently wipe with warm soapy water and damp sponge. If wet, leave shade down to dry completely. Avoid solvents or test them in inconspicuous area first.

Technical & Quality Data Visit textstyle.com for full details

Features



Certifications



Product codes and pricing

3000 HT 3%

Code	Color	Fabric Width (in)	Price per Lin. Yd.	Price Per Sq. yd.	Price per av. Roll
030032500HT01	White/White	98.4			
030032500HT02	White/Beige	98.4			
030032500HT03	White/Lt Gray	98.4			
030032500HT04	White/Dim Gray	98.4			
030032500HT08	White/Bronze	98.4			
030032500HT09	White/Charcoal	98.4			

3000 HT 5%

Code	Color	Fabric Width (in)	Price per Lin. Yd.	Price Per Sq. yd.	Price per av. Roll
030052500HT01	White/White	98.4			
030052500HT02	White/Beige	98.4			
030052500HT03	White/Lt Gray	98.4			
030052500HT04	White/Dim Gray	98.4			
030052500HT08	White/Bronze	98.4			
030052500HT09	White/Charcoal	98.4			

4700 P




ROLLER



PANEL

The 4700 P series is one of our heaviest fabrics and offers an openness factor of less than 1%, making it the perfect choice when maximum privacy is desired.



White/Beige

4000 L




ROLLER



PANEL

A 5% openness fabric with a linen-look, 4000 L provides a natural aesthetic with all the benefits of a traditional screen.



White/Brown

Technical Information

	4700 P	4000 L
Composition	20% Polyester, 80% PVC	27% Polyester, 73% PVC
Openness	<1%	5%
Width(s)	98.4" (2.5m)	98.4" (2.5m)
Length	33 yd/roll (30m)	33 yd/roll (30m)
Weight	18.58oz/yd2 (630g/m2)	13.12oz/yd2 (445g/m2)
Thickness	0.035in (.90mm)	0.025in (.65mm)
Fire Classification	NFPA 701, M2, BS 5867 Type B, CA Title 19	
Fungal/Bacterial Resistance	ASTM E2180, G21, G22	
Railroadable	No	

Cleaning

Lightly vacuum or wipe with dry cloth to remove dust. Spot clean with clean white pencil eraser or gently wipe with warm soapy water and damp sponge. If wet, leave shade down to dry completely. Avoid solvents or test them in inconspicuous area first.

Technical & Quality Data Visit textstyle.com for full details

Features



Certifications



Product codes and pricing

4700 P

Code	Color	Fabric Width (in)	Price per Lin. Yd.	Price Per Sq. yd.	Price per av. Roll
047012500P012	White/Beige	98.4			

4000 L

Code	Color	Fabric Width (in)	Price per Lin. Yd.	Price Per Sq. yd.	Price per av. Roll
040052500L103*	White/Brown	98.4			

*Available while supplies last



Specialty Fabrics

Offering 300+ specialty designed
fabrics for residential and commercial
applications.

View R



ROLLER



PANEL

A 15% openness factor preserves the view while dressing windows in a modern style.



White/White



Charcoal/Charcoal

Technical Information

Composition	27% Polyester, 73% PVC
Openness	15%
Width(s)	98.4" (2.5m)
Length	33 yd/roll (30m)
Weight	13.42oz/yd ² (455g/m ²)
Thickness	0.032in (.83mm)
Fire Classification	NFPA 701, M2, BS 5867 Type B, CA Title 19
Fungal/Bacterial Resistance	ASTM E2180, G21, G22
Railroadable	No

Cleaning Lightly vacuum or wipe with dry cloth to remove dust. Spot clean with clean white pencil eraser or gently wipe with warm soapy water and damp sponge. If wet, leave shade down to dry completely. Avoid solvents or test them in inconspicuous area first.
--

Technical & Quality Data Visit texstyle.com for full details

Features



Certifications



Product codes and pricing

Code	Color	Fabric Width (in)	Price per Lin. Yd.	Price Per Sq. yd.	Price per av. Roll
030152500R100	White/White*	98.4			
030152500R900	Charcoal/Charcoal*	98.4			

*Available while supplies last

X-Weave

New
Colors!




ROLLER




PANEL


Designed for both exterior and interior spaces, X-Weave is available in 5% and 10% openness and is a heavy duty 2x2 basket weave that makes durability and versatility its strongest characteristics. It's fire retardant finish grants usage in both commercial and residential settings. This fabric is also insect proof and pairs beautifully with our Zipscreen system. Availability in 126" roll widths combined with the ability to be railroaded makes this a preferred fabric selection for large window applications.




Sand




Stone Gray



Graphite




Slate




Mahogany




Onyx




Sunset




Obsidian



White



Sunrise



Fossil

Technical Information

Composition	30% Polyester, 70% PVC	30% Polyester, 70% PVC
Openness	5%	10%
Width(s)	126" (3.2m)	126" (3.2m)
Length	22 yd/roll (20m)	22 yd/roll (30m)
Weight	15.63oz/yd2 (530g/m2)	13.86oz/yd2 (470g/m2)
Thickness	0.032in (.82mm)	0.027in (.68mm)
Fire Classification	NFPA 701	
Fungal/Bacterial Resistance	ASTM E2149	
Railroadable	Yes	

Cleaning Lightly vacuum or wipe with dry cloth to remove dust. Spot clean with clean white pencil eraser or gently wipe with warm soapy water and damp sponge. If wet, leave shade down to dry completely. Avoid solvents or test them in inconspicuous area first.

Technical & Quality Data Visit textstyle.com for full details

Features



Certifications



Product codes and pricing

X-Weave 5%

Code	Color	Fabric Width (in)	Price per Lin. Yd.	Price Per Sq. yd.	Price per av. Roll
066003200GRA	Graphite	126			
066003200MAH	Mahogany	126			
066003200ONY	Onyx	126			
066003200SAN	Sand	126			
066003200SLA	Slate	126			
066003200STO	Stone Gray	126			
066003200OBS	Obsidian	126		\$8.14	
066003200WHI	White	126			
066003200RIS	Sunrise	126		\$8.14	
066003200FOS	Fossil	126			
066003200SUN	Sunset	126			

X-Weave 10%

Code	Color	Fabric Width (in)	Price per Lin. Yd.	Price Per Sq. yd.	Price per av. Roll
066103200GRA	Graphite	126			
066103200MAH	Mahogany	126			
066103200ONY	Onyx	126			
066103200SAN	Sand	126			
066103200SLA	Slate	126			
066103200STO	Stone Gray	126			
066103200OBS	Obsidian	126			
066103200WHI	White	126			
066103200RIS	Sunrise	126			
066103200FOS	Fossil	126			
066103200SUN	Sunset	126			

SilverScreen 2%




ROLLER



PANEL

SilverScreen is a metalized interior solar shade fabric that is available in 2% and 4% openness factors. The secret of its superior and outstanding performance lies in its construction. Backed with an ultra-fine layer of aluminum, SilverScreen is the highest performing screen in the market, dramatically improving solar energy control, while demonstrating an excellent view through with glare control.




White




Beige



Light Gray



Steel Gray



Dark Gray













Bronze



Black

Technical Information

Composition	36% Fiberglass, 64% PVC with Aluminum back
Openness	2%
Width(s)	110" (2.8m)
Length	36 yd/roll (33m)
Weight	11.8 oz/yd ² (400g/m ²)
Thickness	0.020 in (.50mm)
Fire Classification	NFPA 701, NFP 92503 specification M1, BS 5867 Part 2 Type B, CA Title 19
Railroadable	No
Cleaning	Lightly vacuum to remove surface dust.
Technical & Quality Data	Visit texstyle.com for full details
Features	     FR LEAD FREE FORMALDEHYDE FREE FRAGRANCE FREE 10 YEAR WARRANTY
Certifications	     GREENGUARD GOLD HPD HEALTH PRODUCT DECLARATION OEKO-TEX® CONFIDENCE IN TEXTILES STANDARD 100 ISO 14001 ISO 9001

Product codes and pricing

Code	Color	Width (in)	Price per lin. yd	Price per sq. yd.	Price per av. roll
010022400EB02*	Dark Gray	94			
010022400EC02*	Steel Gray	94			
010022800ED01	White	110			
010022800ED02	Beige	110			
010022800ED03	Lt Gray	110			
010022800EC02	Steel Gray	110			
010022800EB03	Bronze	110			
010022800EB02	Dark Gray	110			
010022800EB01	Black	110			

* Available while supplies last

SilverScreen 4%




ROLLER



PANEL

SilverScreen is a metalized interior solar shade fabric that is available in 2% and 4% openness factors. The secret of its superior and outstanding performance lies in its construction. Backed with an ultra-fine layer of aluminum, SilverScreen is the highest performing screen in the market, dramatically improving solar energy control, while demonstrating an excellent view through with glare control.




White



Beige



Light Gray




Dark Beige



Misty Gray




Steel Gray




Bronze



Chocolate Brown













Dark Gray



Black

Technical Information

Composition	36% Fiberglass, 64% PVC with Aluminum back
Openness	4%
Width(s)	94.5" (2.4m)
Length	36 yd/roll (33m)
Weight	11.8 oz/yd ² (400g/m ²)
Thickness	0.020 in (.50mm)
Fire Classification	NFPA 701, NFP 92503 specification M1, BS 5867 Part 2 Type B, CA Title 19
Railroadable	No
Cleaning	Lightly vacuum to remove surface dust.
Technical & Quality Data	Visit textstyle.com for full details
Features	     FR LEAD FREE FORMALDEHYDE FREE FRAGRANCE FREE 10 YEAR WARRANTY
Certifications	     GREENGUARD GOLD HPD HEALTH PRODUCT DECLARATION OEKO-TEX® CONFIDENCE IN TEXTILES STANDARD 100 ISO 14001 ISO 9001

Product codes and pricing

Code	Color	Fabric Width (in)	Price per Lin. Yd.	Price Per Sq. yd.	Price per av. Roll
010042400ED01	White	94.5			
010042400ED02	Beige	94.5			
010042400ED04	Dark Beige	94.5			
010042400ED03	Light Gray	94.5			
010042400EC01	Misty Gray	94.5			
010042400EC02	Steel Gray	94.5			
010042400EB01	Black	94.5			
010042400EB02	Dark Gray	94.5			
010042400EB03	Bronze	94.5			
010042400EB04	Chocolate Brown	94.5			

OmniaScreen



ROLLER




PANEL


Placed at an attractive price point, the aluminum backed 2x2 basket weave solar screen has a 3% openness, perfect for enhancing any living and working atmosphere.



White/White




White/Beige




White/Gray



Charcoal/Charcoal














Charcoal/Bronze



Charcoal/Dark Gray

Technical Information

Composition	25% Polyester, 75% PVC with Aluminum back
Openness	3%
Width(s)	110" (2.8m)
Length	36 yd/roll (33m)
Weight	12.98 oz/yd ² (440 g/m ²)
Thickness	0.022 in (.55mm)
Fire Classification	NFPA 701, CA Title 19, UK BS 5867 Part 2, French M1
Railroadable	Yes
Cleaning	Lightly vacuum to remove surface dust.
Technical & Quality Data	Visit texstyle.com for full details
Features	      FR LEAD FREE FORMALDEHYDE FREE PHTHALATE FREE FRAGRANCE FREE 10 YEAR WARRANTY
Certifications	     GREENGUARD GOLD HEALTH PRODUCT DECLARATION OEKO-TEX® CONFIDENCE IN TEXTILES STANDARD 100 ISO 14001 ISO 9001

Product codes and pricing

Code	Color	Fabric Width (in)	Price per Lin. Yd.	Price Per Sq. yd.	Price per av. Roll
010032400N902*	Charcoal/Bronze	94			
010032800N001	White/White	110			
010032800N002	White/Beige	110			
010032800N003	White/Gray	110			
010032800N901	Charcoal/Charcoal	110			
010032800N902	Charcoal/Bronze	110			
010032800N904	Charcoal/Dark Gray	110			

* Available while supplies last

EnviroScreen



ROLLER




PANEL

EnviroScreen is a metalized PVC free fabric used in roller and panel track applications for both commercial and residential environmentally focused projects. Its highly reflective aluminum backing provides superior thermal and visual comfort in any space, yielding substantial energy savings, and creating a uniform exterior appearance. This desirable specialty weave is available in an appealing neutral color palette with a 2% openness factor.


For projects looking to maximize on green requirements, EnviroScreen is Cradle to Cradle certified, LBC Red List Compliant, and carries additional certifications necessary to claim points in green building rating tools such as LEED, Green Star, BREEAM, and more.




Light Gray




Beige




Tan



Steel Gray















Dark Gray



Black

Technical Information

Composition	100% Polyester with Aluminum back
Openness	2%
Width(s)	94.5" (2.4m)
Length	49 yd/roll (45m)
Weight	7.37 oz/yd2 (250g/m2)
Thickness	0.020 in (.50mm)
Fire Classification	NFPA 701, DIN410 B1, AS 1530_2, BS5867 Part 2, CA Title 19
Railroadable	No
Cleaning	Lightly vacuum to remove surface dust.
Technical & Quality Data	Visit textstyle.com for full details
Features	       FR PVC FREE LEAD FREE FORMALDEHYDE FREE PHTHALATE FREE FRAGRANCE FREE 10 YEAR WARRANTY
Certifications	     cradle to cradle GREENGUARD HPD HEALTH PRODUCT DECLARATION LBC Compliant OEKO-TEX® CONFIDENCE IN TEXTILES STANDARD 100

Product codes and pricing

Code	Color	Fabric Width (in)	Price per Lin. Yd.	Price Per Sq. yd.	Price per av. Roll
0110022400000	Light Gray	94.5			
0110022400765	Tan	94.5			
0110022400711	Beige	94.5			
0110022400936	Steel Gray	94.5			
0110022400998	Dark Gray	94.5			
0110022400829	Black	94.5			

Ambient Renew 1%



ROLLER



PANEL



ROMAN



SCREEN

Ambient Renew is an eco-friendly PVC Free solar screen fabric made of 85% recycled Repeve® polyester and available in 1% and 5% openness factors. It is designed to behave similarly to a traditional solar screen but without the PVC.


Select Ambient Renew for your commercial or residential space when you're looking to minimize your impact on the environment while maximizing solar control and durability. It's compliance to the Living Building Challenge Red List makes this fabric the optimal choice for more demanding projects.




White/White




White/Beige




White/Smoke




White/Gray



Gray/Gray




Smoke/Smoke




Black/Blue




Black/Smoke



Black/Gray















Black/Coffee



Black/Black

REPEVE
For the good of tomorrow

Technical Information

Composition	100% Polyester (85% Recycled REPVE® Polyester)
Openness	1%
Width(s)	118" (3m)
Length	33 yd/roll (30m)
Weight	11.80 oz/yd2 (400 g/m2)
Thickness	0.02 in (.54mm)
Fire Classification	NFPA 701, CA Title 19
Railroadable	Yes
Cleaning	Wipe clean with warm soapy water and damp cloth.
Technical & Quality Data	Visit texstyle.com for full details
Features	 FR  RECYCLED CONTENT  RECYCLABLE  ECO FRIENDLY  ENERGY SAVING  LEAD FREE  5 YEAR WARRANTY  PRINTABLE
Certifications	 HPD HEALTH PRODUCT DECLARATION  LOW VOC  OEKO-TEX® CONFIDENCE IN TEXTILES STANDARD 100 <small>Tested for harmful substances. www.oeko-tex.com/standard100</small>  Declare.

Product codes and pricing

Code	Color	Fabric Width (in)	Price per Lin. Yd.	Price Per Sq. yd.	Price per av. Roll
021013000R001	R001 White/White	118			
021013000R002	R002 White/Beige	118			
021013000R003	R003 White/Smoke	118			
021013000R004	R004 White/Gray	118			
021013000R303	R303 Smoke/Smoke	118			
021013000R404	R404 Gray/Gray	118			
021013000R503	R503 Black/Smoke	118			
021013000R504	R504 Black/Gray	118			
021013000R505	R505 Black/Black	118			
021013000R506	R506 Black/Coffee	118			
021013000R507	R507 Black/Blue	118			

Ambient Renew 5%



ROLLER



PANEL



ROMAN



SCREEN

Ambient Renew is an eco-friendly PVC Free solar screen fabric made of 85% recycled Repeve® polyester and available in 1% and 5% openness factors. It is designed to behave similarly to a traditional solar screen but without the PVC.


Select Ambient Renew for your commercial or residential space when you're looking to minimize your impact on the environment while maximizing solar control and durability. It's compliance to the Living Building Challenge Red List makes this fabric the optimal choice for more demanding projects.




White/White




White/Beige




White/Smoke




White/Gray




Gray/Gray




Smoke/Smoke




Black/Blue




Black/Smoke



Black/Gray















Black/Coffee



Black/Black



Technical Information

Composition	100% Polyester (85% Recycled REPVEVE® Polyester)
Openness	5%
Width(s)	118" (3m)
Length	33 yd/roll (30m)
Weight	9.0 oz/yd2 (305 g/m2)
Thickness	.01 in (.48mm)
Fire Classification	NFPA 701, CA Title 19
Railroadable	Yes
Cleaning	Wipe clean with warm soapy water and damp cloth.
Technical & Quality Data	Visit texstyle.com for full details
Features	 FR  RECYCLED CONTENT  RECYCLABLE  ECO FRIENDLY  ENERGY SAVING  LEAD FREE  5 YEAR WARRANTY  PRINTABLE
Certifications	 HPD HEALTH PRODUCT DECLARATION  LOW VOC  OEKO-TEX® CONFIDENCE IN TEXTILES STANDARD 100 <small>Tested for harmful substances. www.oeko-tex.com/standard100</small>  Declare.

Product codes and pricing

Code	Color	Fabric Width (in)	Price per Lin. Yd.	Price Per Sq. yd.	Price per av. Roll
021053000R001	R001 White/White	118			
021053000R002	R002 White/Beige	118			
021053000R003	R003 White/Smoke	118			
021053000R004	R004 White/Gray	118			
021053000R303	R303 Smoke/Smoke	118			
021053000R404	R404 Gray/Gray	118			
021053000R503	R503 Black/Smoke	118			
021053000R504	R504 Black/Gray	118			
021053000R505	R505 Black/Black	118			
021053000R506	R506 Black/Coffee	118			
021053000R507	R507 Black/Blue	118			



Check out the Texstyle Visualizer

Simulate how different fabrics will look in the real world, ensuring you make the optimal selection for your next shading project.

Explore | [Texstyle.com](https://www.texstyle.com)



Mesa Light Filtering



ROLLER




PANEL




ROMAN

The cosmopolitan fabric, Mesa Light Filtering, is ideal for commercial and residential applications to allow light in while maintaining privacy. Made from 100% polyester, Mesa Light Filtering is PVC-free, and offers a high-quality, soft appearance that will add beauty to any room.


Mesa Light Filtering is available in five soft, neutral colors and matches perfectly with Mesa Blackout. Ideal for digital printing, Dove White is available with a pre-established HP Digital Latex print profiles for seamless setup.




Dove White



Ice Gray



Quill














Nougat



Moonstone

Technical Information

Composition	100% Polyester
Openness	Light Filtering
Width(s)	118" (3m)
Length	27 yd/roll (25m)
Weight	6.93 oz/yd ² (235g/m ²)
Thickness	0.019 in (.48mm)
Fire Classification	NFPA 701, CA Title 19
Railroadable	No
Cleaning	Wipe clean with warm soapy water and damp cloth.
Technical & Quality Data	Visit texstyle.com for full details
Features	      FR PVC FREE FRAGRANCE FREE ENERGY SAVING 10 YEAR WARRANTY PRINTABLE
Certifications	     GREENGUARD LOW VOC HEALTH PRODUCT DECLARATION OEKO-TEX® CONFIDENCE IN TEXTILES STANDARD 100 ISO 9001

Product codes and pricing

Code	Color	Fabric Width (in)	Price per Lin. Yd.	Price Per Sq. yd.	Price per av. Roll
061013000DOV	Dove White	118			
061013000ICE	Ice Gray	118			
061013000MOO	Moonstone	118			
061013000NOU	Nougat	118			
061013000QUI	Quill	118			

Mesa Blackout



ROLLER



PANEL



ROMAN


The cosmopolitan fabric, Mesa blackout, is ideal for commercial and residential applications that require total light blockage and privacy. Made from 100% polyester with an acrylic coating, Mesa is PVC-free, offering a high-quality, soft appearance that will add beauty to a room while providing privacy. Match Mesa blackout to Mesa light filtering or the 3000 NET solar screen series. Dove White is ideal for digital printing, with pre-established HP Digital Latex print profiles for a seamless setup.




Dove White




Ice Gray



Quill



Seal



Dune



Nougat




Pearl



White




Moonstone




Mist



Slate















Storm



Black

Technical Information

Composition	100% Polyester with Acrylic Foam Coating
Openness	Blackout
Width(s)	118" (3m)
Length	22 yd/roll (20m)
Weight	9.4 oz/yd ² (320g/m ²)
Thickness	0.022 in (.55mm)
Fire Classification	NFPA 701, CA Title 19
Railroadable	No
Cleaning	Wipe clean with warm soapy water and damp cloth.
Technical & Quality Data	Visit texstyle.com for full details
Features	      FR PVC FREE FRAGRANCE FREE ENERGY SAVING 10 YEAR WARRANTY PRINTABLE
Certifications	      GREENGUARD GOLD LOW VOC HPD HEALTH PRODUCT DECLARATION OEKO-TEX® CONFIDENCE IN TEXTILES STANDARD 100 ISO 9001 AERC ENERGY IMPROVEMENT

Product codes and pricing

Code	Color	Fabric Width (in)	Price per Lin. Yd.	Price Per Sq. yd.	Price per av. Roll
061003000DOV	Dove White	118			
061003000WHI	White	118			
061003000PEA	Pearl	118			
061003000SEA	Seal	118			
061003000SLA	Slate	118			
061003000BLA	Black	118			
061003000DUN	Dune	118			
061003000ICE	Ice Gray	118			
061003000MIS	Mist	118			
061003000MOO	Moonstone	118			
061003000NOU	Nougat	118			
061003000QUI	Quill	118			
061003000STO	Storm	118			

Mesa Façade Blackout

New
Colors!



ROLLER



PANEL




ROMAN

Using the same Mesa Blackout quality you know and love, Mesa Façade Blackout offers four colors with a charcoal back. The facade blending back color helps your shades disappear from street view and is ideal for open roll systems that use a dark front blackout color. Tuxedo Façade is also available with pre-established HP Digital Latex print profile for seamless setup.



Tuxedo Façade



Slate Façade
















Storm Façade



Black Façade

Technical Information

Composition	100% Polyester with Acrylic Foam Coating
Openness	Blackout
Width(s)	118" (3m)
Length	22 yd/roll (20m)
Weight	9.4 oz/yd ² (320g/m ²)
Thickness	0.022 in (.55mm)
Fire Classification	NFPA 701, CA Title 19
Railroadable	No
Cleaning	Wipe clean with warm soapy water and damp cloth.
Technical & Quality Data	Visit textstyle.com for full details
Features	 FR  PVC FREE  FRAGRANCE FREE  ENERGY SAVING  10 YEAR WARRANTY  PRINTABLE  FAÇADE BLENDING
Certifications	 GREENGUARD  LOW VOC  HPD  OEKO-TEX® STANDARD 100 <small>Trusted for harmful substances. www.oeko-tex.com/standard100</small>  ISO 9001  ENERGY IMPROVEMENT AERC

Product codes and pricing

Code	Color	Fabric Width (in)	Price per Lin. Yd.	Price Per Sq. yd.	Price per av. Roll
061003000TUX	Tuxedo Façade	118			
061003000SLAF	Slate Façade	118			
061003000STOF	Storm Façade	118			
061003000BLAF	Black Façade	118			

Tempe



ROLLER




PANEL


Tempe blackout fabric is made from 100% polyester with an acrylic coating. Perfectly block light and enhance privacy with this off-white backed PVC-free, economical and environmentally friendly fabric.




Polar



Linen




Almond




Cloud



Desert













Espresso



Ebony

Technical Information

Composition	100% Polyester with Acrylic Coating
Openness	Blackout
Width(s)	98.4" (2.5m), 118" (3m)
Length	33 yd/roll (30m)
Weight	11.8 oz/yd2 (400 g/m2)
Thickness	0.012 in (.40mm)
Fire Classification	NFPA 701, CA Title 19
Railroadable	No
Cleaning	Wipe clean with warm soapy water and damp cloth.
Technical & Quality Data	Visit texstyle.com for full details
Features	       FR PVC FREE LEAD FREE PHTHALATE FREE FRAGRANCE FREE 10 YEAR WARRANTY PRINTABLE
Certifications	   GREENGUARD GOLD LOW VOC HEALTH PRODUCT DECLARATION

Product codes and pricing

Code	Color	Fabric Width (in)	Price per Lin. Yd.	Price Per Sq. yd.	Price per av. Roll
062002500ALM	Almond	98.4			
062002500CLO	Cloud	98.4			
062002500DES	Desert	98.4			
062002500EBO	Ebony	98.4			
062002500ESP	Espresso	98.4			
062002500LIN	Linen	98.4			
062002500POL	Polar	98.4			
062003000ALM	Almond	118			
062003000CLO	Cloud	118			
062003000DES	Desert	118			
062003000EBO	Ebony	118			
062003000ESP	Espresso	118			
062003000LIN	Linen	118			
062003000POL	Polar	118			

Sanctuary Light Filtering



ROLLER



PANEL




ROMAN

Inspired by the organic textures of nature, the Sanctuary collection is a defining aesthetic, available in 11 exceptional matching light filtering and blackout colors. Its unique three-dimensional pattern is available in a 118" width and will provide the competitive edge you have been looking for. Suitably designed for roller, roman and panel blinds, Sanctuary will transform and bring your interior space to life.



Plaster



Marble



Limestone



Ceramic



Truffle



Fossil



Suede




Mineral



Slate









Baltic



Lava

Technical Information

Composition	100% Polyester
Openness	Light Filtering Approximately 3%
Width(s)	118" (3m)
Length	22 yd/roll (20m)
Weight	6.05 oz/yd ² (205 g/m ²)
Thickness	0.018 in (0.05 mm)
Railroadable	No
Cleaning	Surface dust can be removed with vacuum or a soft cloth.
Technical & Quality Data	Visit texstyle.com for full details
Features	 PVC FREE  5 YEAR WARRANTY  PRINTABLE
Certifications	  

Product codes and pricing

Code	Color	Fabric Width (in)	Price per Lin. Yd.	Price Per Sq. yd.	Price per av. Roll
058013000PLA	Plaster	118			
058013000MAR	Marble	118	\$29.85	\$9.11	\$820.88
058013000LIM	Limestone	118			
058013000CER	Ceramic	118	\$29.85	\$9.11	\$820.88
058013000TRU	Truffle	118			
058013000FOS	Fossil	118	\$29.85	\$9.11	\$820.88
058013000SUE	Suede	118			
058013000MIN	Mineral	118	\$29.85	\$9.11	\$820.88
058013000SLA	Slate	118			
058013000BAL	Baltic	118	\$29.85	\$9.11	\$820.88
058013000LAV	Lava	118			

Sanctuary Blackout



ROLLER



PANEL




ROMAN

Inspired by the organic textures of nature, the Sanctuary collection is a defining aesthetic, available in 11 exceptional matching light filtering and blackout colors. Its unique three-dimensional pattern is available in a 118" width and will provide the competitive edge you have been looking for. Suitably designed for roller, roman and panel blinds, Sanctuary will transform and bring your interior space to life.



Plaster



Marble



Limestone



Ceramic



Truffle



Fossil




Suede




Mineral



Slate









Baltic



Lava

Technical Information

Composition	100% Polyester with Acrylic Foam Coating
Openness	Blackout
Width(s)	118" (3m)
Length	22 yd/roll (20m)
Weight	12.68 oz/yd ² (430 g/m ²)
Thickness	0.024 in (0.60 mm)
Railroadable	No
Cleaning	Surface dust can be removed with vacuum or a soft cloth.
Technical & Quality Data	Visit texstyle.com for full details
Features	   PVC FREE 5 YEAR WARRANTY PRINTABLE
Certifications	   GREENGUARD GOLD OEKO-TEX® CONFIDENCE IN TEXTILES STANDARD 100 ISO 9001

Product codes and pricing

Code	Color	Fabric Width (in)	Price per Lin. Yd.	Price Per Sq. yd.	Price per av. Roll
058003000PLA	Plaster	118			
058003000MAR	Marble	118	\$39.57	\$12.07	\$870.54
058003000LIM	Limestone	118			
058003000CER	Ceramic	118	\$39.57	\$12.07	\$870.54
058003000TRU	Truffle	118			
058003000FOS	Fossil	118	\$39.57	\$12.07	\$870.54
058003000SUE	Suede	118			
058003000MIN	Mineral	118	\$39.57	\$12.07	\$870.54
058003000SLA	Slate	118			
058003000BAL	Baltic	118	\$39.57	\$12.07	\$870.54
058003000LAV	Lava	118			

Verona



ROLLER



PANEL

Verona is a high quality, versatile, light filtering solid and is available in a wide variety of contemporary colors, making it an excellent choice for any room.



White



Vanilla



Natural



Sand



Shadow



Light Gray




Light Blue



Stone




Blue Gray



Lake Blue



Navy Blue



Noir



Teal

Technical Information

Composition	100% Polyester
Openness	Light Filtering Approximately 1%
Width(s)	92.5" (2.35m) Select colors also available in 78.7"
Length	44 yd/roll (40m)
Weight	5.31 oz/yd ² (180 g/m ²)
Thickness	0.016 in (.40mm)
Railroadable	Yes
Cleaning	Vacuum cleaning and/or gentle wiping with a sponge and mild soap. Do not soak, do not use any other solvents, and do not rub.

Technical & Quality Data Visit texstyle.com for full details

Features



PVC FREE 5 YEAR WARRANTY PRINTABLE

Certifications



Product codes and pricing

Code	Color	Fabric Width (in)	Price per lin. yd	Price per sq. yd.	Price per av. roll
07330654105091	Vanilla	78.7			
07330654105107	White	78.7	\$13.64	\$6.24	\$600.16
07330654108733	Natural	78.7			
07330654246497	Lt Gray	78.7	\$13.64	\$6.24	\$600.16
07330654246503	Stone	78.7			
07330654312857	Slate	78.7	\$13.64	\$6.24	\$600.16
07330654435129*	Teal	78.7			
07330654596820	Navy Blue	92.5	\$17.89	\$6.96	\$787.16
07330654596837	Light Blue	92.5			
07330654596851	Blue Gray	92.5	\$17.89	\$6.96	\$787.16
07330654611011	Lake Blue	92.5			
07330654596769	Light Gray	92.5	\$17.89	\$6.96	\$787.16
07330654596776	Stone	92.5			
07330654596783	Shadow	92.5	\$17.89	\$6.96	\$787.16
07330654596790	Sand	92.5			
07330654595533	Vanilla	92.5	\$17.89	\$6.96	\$787.16
07330654596691	White	92.5			
07330654596714	Noir	92.5	\$17.89	\$6.96	\$787.16
07330654596844	Teal	92.5			

*Available while supplies last

Milano



ROLLER



PANEL

Milano is a cost-effective light-filtering solution which is available in a wide variety of colors. It's closed weave allows you to maintain privacy in your space while still allowing soothing natural light to come in. It's matching blackout, Torino, allows you to mix and match opacities within your space. Versatile and attractively priced, Milano is perfect for any room.



Rice White



Pearl



Oatmeal



Dark Cream




Harvest




Pale Gray




Light Gray



Gray



Dark Chocolate



Dark Blue



Charcoal

Technical Information

Composition	100% Polyester
Openness	Light Filtering Approximately 0%
Width(s)	78.7" (2m) & 92.5" (2.35m)
Length	44 yd/roll (40m)
Weight	5.01 oz/yd ² (170 g/m ²)
Thickness	0.016 in (.40mm)
Railroadable	Yes
Cleaning	Vacuum cleaning and/or gentle wiping with a sponge and mild soap. Do not soak, do not use any other solvents, and do not rub.

Technical & Quality Data Visit texstyle.com for full details

Features



Certifications



Product codes and pricing

Code	Color	Fabric Width (in)	Price per Lin. Yd.	Price Per Sq. yd.	Price per av. Roll
07330654373698	Rice White	78.7	\$7.49	\$3.43	\$329.56
07330654373865	Pearl	78.7	\$7.49	\$3.43	\$329.56
07330654375821	Pale Gray	78.7	\$7.49	\$3.43	\$329.56
07330654551690	Light Gray	78.7	\$7.49	\$3.43	\$329.56
07330654373872	Gray	78.7	\$7.49	\$3.43	\$329.56
07330654373957	Dark Chocolate	78.7	\$7.49	\$3.43	\$329.56
07330654373759	Dark Blue	78.7	\$7.49	\$3.43	\$329.56
07330654373704	Charcoal	78.7	\$7.49	\$3.43	\$329.56
07330654373681	Oatmeal	78.7	\$7.49	\$3.43	\$329.56
07330654373889	Dark Cream	78.7	\$7.49	\$3.43	\$329.56
07330654375838	Harvest	78.7	\$7.49	\$3.43	\$329.56
07330654453406	Rice White	92.5			

Torino



ROLLER

Torino is a cost-effective blackout fabric which is available in a wide variety of colors. It's matching Light Filtering counterpart, Milano, allows you to mix and match opacities within your space. Versatile and attractively priced, Torino is perfect for any room.



Rice White



Pearl



Oatmeal




Pale Gray




Harvest




Light Gray




Gray



Dark Chocolate



Dark Blue



Black

Technical Information

Composition	100% Polyester
Openness	Blackout
Width(s)	78.7" (2m) & 92.5" (2.35m)
Length	27 yd/roll (25m)
Weight	8.55/10.32 oz/yd ² (290/350 g/m ²)
Thickness	0.020 in (.50mm)
Railroadable	No
Cleaning	Vacuum cleaning and/or gentle wiping with a sponge and mild soap. Do not soak, do not use any other solvents, and do not rub.

Technical & Quality Data Visit texstyle.com for full details

Features



PVC FREE



5 YEAR WARRANTY

Certifications



Product codes and pricing

Code	Color	Fabric Width (in)	Price per Lin. Yd.	Price Per Sq. yd.	Price per av. Roll
07330654373988	Rice White	78.7	\$15.00	\$6.86	\$485.00
07330654373995	Black	78.7			
07330654375845	Pale Gray	78.7	\$15.00	\$6.86	\$485.00
07330654374145	Gray	78.7			
07330654373971	Oatmeal	78.7	\$15.00	\$6.86	\$485.00
07330654374138	Pearl	78.7			
07330654375852	Harvest	78.7	\$15.00	\$6.86	\$485.00
07330654374190 *	Dark Chocolate	78.7			
07330654612124	Dark Chocolate	92.5	\$18.99	\$7.39	\$512.73
07330654612063	Light Gray	92.5			
07330654426318	Rice White	92.5	\$18.99	\$7.39	\$512.73
07330654564706	Black	92.5			
07330654564683	Pale Gray	92.5	\$18.99	\$7.39	\$512.73
07330654564690	Gray	92.5			
07330654564669	Oatmeal	92.5	\$18.99	\$7.39	\$512.73
07330654564652	Pearl	92.5			
07330654596875	Dark Blue	92.5	\$18.99	\$7.39	\$512.73
07330654564676	Harvest	92.5			

*Available while supplies last

Panama



ROLLER






PANEL

Although not a blackout fabric, Panama is a privacy-oriented solution; letting some light through while blocking exterior view through. Panama is a versatile textured solid that adds visual interest to the shade.



White

Technical Information

Composition	100% Polyester
Openness	Light Filtering Approximately 0%
Width(s)	92.5" (2.35m)
Length	44 yd/roll (40m)
Weight	8.26 oz/yd ² (280 g/m ²)
Thickness	0.016 in (.40mm)
Railroadable	Yes
Cleaning	Vacuum cleaning and/or gentle wiping with a sponge and mild soap. Do not soak, do not use any other solvents, and do not rub.
Technical & Quality Data	Visit texstyle.com for full details
Features	<div style="display: flex; justify-content: space-around; align-items: center;"> <div style="text-align: center;">  <p>PVC FREE</p> </div> <div style="text-align: center;">  <p>5 YEAR WARRANTY</p> </div> </div>
Certifications	 <p>OEKO-TEX® CONFIDENCE IN TEXTILES STANDARD 100 Method for harmful substances: www.oeko-tex.com/standard100</p>

Product codes and pricing

Code	Color	Fabric Width (in)	Price per Lin. Yd.	Price Per Sq. yd.	Price per av. Roll
07330654608776	White	92.5			

Tusk Light Filtering



ROLLER



PANEL


From textured earth tones to the rich, warm colors of weathered sandstone cliffs, Tusk provides comfort and harmony to every space. Tusk is available in both Light Filtering and Blackout with a color matched back, making it ideal for open roll shade systems.



Whisper




Coconut



Beach



Pepper



Mushroom



Henna






Hazelnut



Slate

Technical Information

Composition	100% Polyester
Openness	Light Filtering Approximately 1%
Width(s)	118" (3m)
Length	22 yd/roll (20m)
Weight	5 oz/yd ² (170 g/m ²)
Thickness	0.012 in (.30mm)
Railroadable	No
Cleaning	Vacuum cleaning and/or gentle wiping with a sponge and mild soap. Do not soak, do not use any other solvents, and do not rub.
Technical & Quality Data	Visit texstyle.com for full details
Features	  PVC FREE 5 YEAR WARRANTY
Certifications	 OEKO-TEX® STANDARD 100 <small>Tested for harmful substances. www.oeko-tex.com/standard100</small>

Product codes and pricing

Code	Color	Fabric Width (in)	Price per Lin. Yd.	Price Per Sq. yd.	Price per av. Roll
059003000WHI	Whisper	118	\$22.01	\$6.71	\$484.22
059003000COC	Coconut	118			
059003000BEA	Beach	118	\$22.01	\$6.71	\$484.22
059003000PEP	Pepper	118			
059003000MUS	Mushroom	118	\$22.01	\$6.71	\$484.22
059003000HEN	Henna	118			
059003000HAZ	Hazelnut	118	\$22.01	\$6.71	\$484.22
059003000SLA	Slate	118			

*Available while supplies last

Tusk Blackout



ROLLER



PANEL

From textured earth tones to the rich, warm colors of weathered sandstone cliffs, Tusk provides comfort and harmony to every space. Tusk is available in both Light Filtering and Blackout with a color matched back, making it ideal for open roll shade systems.



Whisper



Coconut



Beach




Pepper



Mushroom



Henna






Hazelnut



Slate

Technical Information

Composition	100% Polyester
Openness	Blackout
Width(s)	118" (3m)
Length	22 yd/roll (20m)
Weight	10.62 oz/yd ² (360 g/m ²)
Thickness	0.017 in (.43mm)
Railroadable	No
Cleaning	Vacuum cleaning and/or gentle wiping with a sponge and mild soap. Do not soak, do not use any other solvents, and do not rub.
Technical & Quality Data	Visit texstyle.com for full details
Features	  PVC FREE 5 YEAR WARRANTY
Certifications	 OEKO-TEX® CONFIDENCE IN TEXTILES STANDARD 100 <small>Tested for harmful substances. www.oeko-tex.com/standard100</small>

Product codes and pricing

Code	Color	Fabric Width (in)	Price per Lin. Yd.	Price Per Sq. yd.	Price per av. Roll
0591003000WHI	Whisper	118	\$36.37	\$11.10	\$800.14
0591003000COC	Coconut	118			
0591003000BEA	Beach	118	\$36.37	\$11.10	\$800.14
0591003000PEP	Pepper	118			
0591003000MUS	Mushroom	118	\$36.37	\$11.10	\$800.14
0591003000HEN	Henna	118			
0591003000HAZ	Hazelnut	118	\$36.37	\$11.10	\$800.14
0591003000SLA	Slate	118			

*Available while supplies last

Chambray



ROLLER



PANEL

A simple geometric print, Chambray introduces pattern in a calming manner.



White/White

Stickan



ROLLER



PANEL

Stickan introduces a varied vertical stripe, lengthening the window and adding visual appeal. It's ability to be railroaded also allows for the stripe to run horizontally on the window if desired.






White/White



Gray/White

Technical Information

	Chambray	Stickan
Composition	100% Polyester	100% Polyester
Openness	Light Filtering Approximately 1%	Light Filtering Approximately 1%
Width(s)	78.7" (2m)	78.7" (2m)
Length	44 yd/roll (40m)	44 yd/roll (40m)
Weight	5.31 oz/yd ² (180 g/m ²)	5.31 oz/yd ² (180 g/m ²)
Thickness	0.016 in (.40mm)	0.016 in (.40mm)
Railroadable	Yes	Yes
Cleaning	Vacuum cleaning and/or gentle wiping with a sponge and mild soap. Do not soak, do not use any other solvents, and do not rub.	
Technical & Quality Data	Visit texstyle.com for full details	
Features	  PVC FREE 5 YEAR WARRANTY	
Certifications	 OEKO-TEX® CONFIDENCE IN TEXTILES STANDARD 100 <small>Based on harmful substances</small> www.oeko-tex.com/standard100	

Product codes and pricing

Chambray

Code	Color	Fabric Width (in)	Price per Lin. Yd.	Price Per Sq. yd.	Price per av. Roll
07330654440260	White/White	78.7			

Stickan

Code	Color	Fabric Width (in)	Price per Lin. Yd.	Price Per Sq. yd.	Price per av. Roll
07330654433934*	Gray White	78.7	\$17.92	\$8.20	\$788.48
07330654163114	White White	78.7			

* Available while supplies last

Chenille



ROLLER






PANEL

Created using a puff paint, the striped pattern on Chenille adds dimensional interest to the window shade.



White

Technical Information

Chenille	
Composition	100% Polyester
Openness	Light Filtering Approximately 1%
Width(s)	78.7" (2m)
Length	44 yd/roll (40m)
Weight	4.42 oz/yd ² (150 g/m ²)
Thickness	0.026 in (.65mm)
Railroadable	Yes, pattern direction will change
Cleaning	Vacuum cleaning and/or gentle wiping with a sponge and mild soap. Do not soak, do not use any other solvents, and do not rub.
Technical & Quality Data	Visit texstyle.com for full details
Features	  PVC FREE 5 YEAR WARRANTY
Certifications	 OEKO-TEX® CONFIDENCE IN TEXTILES STANDARD 100 <small>Free of harmful substances.</small> <small>www.oeko-tex.com/standard100</small>

Product codes and pricing

Chenille

Code	Color	Fabric Width (in)	Price per Lin. Yd.	Price Per Sq. yd.	Price per av. Roll
07330654267409	White	78.7	\$15.18	\$6.96	\$667.92

Mandal



ROLLER



PANEL

Made of recycled polyester, Mandal is eye catching and environmentally friendly. The tonal texture adds a natural design aesthetic to the window and the fabric can be railroaded allowing the texture to run either vertically or horizontally on the window.



Vanilla



Pebble



Dark Blue

Technical Information

Composition	100% Recycled Polyester
Openness	Light Filtering Approximately 3%
Width(s)	78.7" (2m)
Length	44 yd/roll (40m)
Weight	3.83 oz/yd ² (130 g/m ²)
Thickness	0.012 in (.30mm)
Railroadable	Yes
Cleaning	Vacuum cleaning and/or gentle wiping with a sponge and mild soap. Do not soak, do not use any other solvents, and do not rub.

Technical & Quality Data Visit texstyle.com for full details

Features



Certifications



Product codes and pricing

Code	Color	Fabric Width (in)	Price per Lin. Yd.	Price Per Sq. yd.	Price per av. Roll
07330654613206	Dark Blue	78.7			
07330654437017	Vanilla	78.7	\$24.73	\$11.31	\$1,088.12
07330654437055	Pebble	78.7			

*Available while supplies last

Karuna



ROLLER



PANEL

Made of recycled polyester, Karuna's open weave adds sophistication and a natural appearance to any room.



Snow



Beige




Light Gray



Tan



Dark Gray



Black

Technical Information

Composition	100% Recycled Polyester
Openness	Transparent Approximately 16%
Width(s)	78.7" (2m)
Length	44 yd/roll (40m)
Weight	5.60 oz/yd ² (190 g/m ²)
Thickness	0.022 in (.55mm)
Railroadable	Yes
Cleaning	Vacuum cleaning and/or gentle wiping with a sponge and mild soap. Do not soak, do not use any other solvents, and do not rub.

Technical & Quality Data Visit texstyle.com for full details

Features



Certifications



Product codes and pricing

Code	Color	Fabric Width (in)	Price per Lin. Yd.	Price Per Sq. yd.	Price per av. Roll
07330654612353	Light Gray	78.7	\$24.73	\$11.31	\$1,088.12
07330654612360	Dark Gray	78.7	\$24.73	\$11.31	\$1,088.12
07330654612407	Tan	78.7	\$24.73	\$11.31	\$1,088.12
07330654424659	Beige	78.7	\$24.73	\$11.31	\$1,088.12
07330654424628	Snow	78.7	\$24.73	\$11.31	\$1,088.12
07330654424604	Black	78.7	\$24.73	\$11.31	\$1,088.12

*Available while supplies last

Balmoral Light Filtering



ROLLER



PANEL




ROMAN


The Balmoral collection offers the complete styling solution with pure elegance and a premium design aesthetic. Available in 13 exceptionally matched colors, privacy is achieved in all light conditions.




White




Pearl



Birch




Putty




Concrete




Dove




Pyrite



Bourneville



Steel




Jet



Armour









Platinum



Chrome

Technical Information

Composition	100% Polyester
Openness	Light Filtering Approximately 6%
Width(s)	118" (3m)
Length	22 yd/roll (20m)
Weight	6.49 oz/yd ² (220 g/m ²)
Thickness	0.022 in (.55mm)
Railroadable	No
Cleaning	Vacuum cleaning and/or gentle wiping with a sponge and mild soap. Do not soak, do not use any other solvents, and do not rub.
Technical & Quality Data	Visit texstyle.com for full details
Features	 PVC FREE  5 YEAR WARRANTY  PRINTABLE
Certifications	 GREENGUARD GOLD  OEKO-TEX [®] CONFIDENCE IN TEXTILES STANDARD 100 <small>Tested for harmful substances. www.oeko-tex.com/standard100</small>  ISO 9001

Product codes and pricing

Code	Color	Fabric Width (in)	Price per Lin. Yd.	Price Per Sq. yd.	Price per av. Roll
064003000BIR	Birch	118			
064003000BOU	Bourneville	118	\$37.76	\$11.53	\$831.16
064003000CON	Concrete	118			
064003000DOV	Dove	118	\$37.76	\$11.53	\$831.16
064003000JET	Jet	118			
064003000PEA	Pearl	118	\$37.76	\$11.53	\$831.16
064003000PUT	Putty	118			
064003000PYR	Pyrite	118	\$37.76	\$11.53	\$831.16
064003000STE	Steel	118			
064003000WHI	White	118	\$37.76	\$11.53	\$831.16
064003000ARM	Armour	118			
064003000CHR	Chrome	118	\$37.76	\$11.53	\$831.16
064003000PLA	Platinum	118			

Balmoral Blackout



ROLLER




PANEL




ROMAN


The Balmoral collection offers the complete styling solution with pure elegance and a premium design aesthetic. Available in 13 exceptionally matched colors, privacy is achieved in all light conditions.



White




Pearl




Birch




Putty




Concrete




Dove




Pyrite



Bourneville




Steel




Jet



Armour









Platinum



Chrome

Technical Information

Composition	100% Polyester with Acrylic Foam Coating
Openness	Blackout
Width(s)	118" (3m)
Length	22 yd/roll (20m)
Weight	11.50 oz/yd ² (390 g/m ²)
Thickness	0.023 in (.60mm)
Railroadable	No
Cleaning	Vacuum cleaning and/or gentle wiping with a sponge and mild soap. Do not soak, do not use any other solvents, and do not rub.
Technical & Quality Data	Visit texstyle.com for full details
Features	   PVC FREE 5 YEAR WARRANTY PRINTABLE
Certifications	  

Product codes and pricing

Code	Color	Fabric Width (in)	Price per Lin. Yd.	Price Per Sq. yd.	Price per av. Roll
065003000BIR	Birch	118			
065003000BOU	Bourneville	118	\$49.16	\$15.00	\$1,081.96
065003000CON	Concrete	118			
065003000DOV	Dove	118	\$49.16	\$15.00	\$1,081.96
065003000JET	Jet	118			
065003000PEA	Pearl	118	\$49.16	\$15.00	\$1,081.96
065003000PUT	Putty	118			
065003000PYR	Pyrite	118	\$49.16	\$15.00	\$1,081.96
065003000STE	Steel	118			
065003000WHI	White	118	\$49.16	\$15.00	\$1,081.96
065003000ARM	Armour	118			
065003000CHR	Chrome	118	\$49.16	\$15.00	\$1,081.96
065003000PLA	Platinum	118			

Jersey Light Filtering



ROLLER



PANEL



ROMAN

Delicate yarns intricately woven give rise to Jersey, a fabric collection inspired by more traditional textile design methods. Simple yet sophisticated, the Jersey color palette complements a broad spectrum of decors and interior spaces.




Opal




Organic



Stone




Render



Timber









Pavement



Steel

Technical Information

Composition	100% Polyester
Openness	Light Filtering Approximately 10%
Width(s)	118" (3m)
Length	22 yd/roll (20m)
Weight	7.67 oz/yd ² (260g/m ²)
Thickness	0.025 in (0.63mm)
Railroadable	No
Cleaning	Surface dust can be removed with vacuum or a soft cloth
Technical & Quality Data	Visit texstyle.com for full details
Features	<div style="display: flex; justify-content: space-around; align-items: center;"> <div style="text-align: center;">  <p>PVC FREE</p> </div> <div style="text-align: center;">  <p>5 YEAR WARRANTY</p> </div> <div style="text-align: center;">  <p>PRINTABLE</p> </div> </div>
Certifications	<div style="display: flex; justify-content: space-around; align-items: center;"> <div style="text-align: center;">  <p>GREENGUARD GOLD</p> </div> <div style="text-align: center;">  <p>OEKO-TEX® STANDARD 100 <small>Tested for harmful substances. www.oeko-tex.com/standard100</small></p> </div> <div style="text-align: center;">  <p>ISO 9001</p> </div> </div>

Product codes and pricing

Code	Color	Fabric Width (in)	Price per Lin. Yd.	Price Per Sq. yd.	Price per av. Roll
054003000OPA	Opal	118			
054003000ORG	Organic	118	\$31.77	\$9.69	\$698.94
054003000PAV	Pavement	118			
054003000REN	Render	118	\$31.77	\$9.69	\$698.94
054003000STE	Steel	118			
054003000STO	Stone	118	\$31.77	\$9.69	\$698.94
054003000TIM	Timber	118			

Jersey Blackout



ROLLER




PANEL



ROMAN

Delicate yarns intricately woven give rise to Jersey, a fabric collection inspired by more traditional textile design methods. Simple yet sophisticated, the Jersey color palette complements a broad spectrum of decors and interior spaces.




Organic




Opal



Stone




Render



Timber









Pavement



Steel

Technical Information

Composition	100% Polyester
Openness	Blackout
Width(s)	118" (3m)
Length	22 yd/roll (20m)
Weight	13.27 oz/yd ² (450g/m ²)
Thickness	0.028 in (0.72mm)
Railroadable	No
Cleaning	Surface dust can be removed with vacuum or a soft cloth
Technical & Quality Data	Visit textstyle.com for full details
Features	   PVC FREE 5 YEAR WARRANTY PRINTABLE
Certifications	  

Product codes and pricing

Code	Color	Fabric Width (in)	Price per Lin. Yd.	Price Per Sq. yd.	Price per av. Roll
053003000OPA	Opal	118			
053003000ORG	Organic	118	\$41.31	\$12.60	\$908.82
053003000PAV	Pavement	118			
053003000REN	Render	118	\$41.31	\$12.60	\$908.82
053003000STE	Steel	118			
053003000STO	Stone	118	\$41.31	\$12.60	\$908.82
053003000TIM	Timber	118			

Trento



ROLLER





PANEL

A simple pattern with broad appeal, Trento introduces a truly natural aesthetic to your space by using 100% natural fibers and slub yarns.



White

Technical Information

Trento	
Composition	100% Cotton
Openness	Light Filtering Approximately 0%
Width(s)	78.7" (2m)
Length	33 yd/roll (30m)
Weight	9.14 oz/yd2 (310 g/m2)
Thickness	0.024 in (.60mm)
Railroadable	Yes
Cleaning	Vacuum cleaning and/or gentle wiping with a sponge and mild soap. Do not soak, do not use any other solvents, and do not rub.
Technical & Quality Data	Visit texstyle.com for full details
Features	<div style="display: flex; justify-content: space-around; align-items: center;"> <div style="text-align: center;">  <p>PVC FREE</p> </div> <div style="text-align: center;">  <p>5 YEAR WARRANTY</p> </div> </div>

Product codes and pricing

Trento					
Code	Color	Fabric Width (in)	Price per lin. yd	Price per sq. yd.	Price per av. roll
07330654108115	White	78.7	\$0.0000	\$0.0000	\$0.0000

Romana



ROLLER





PANEL

A unique and eye-catching weave makes Romana the perfect addition to your window shade.



White

Technical Information

Romana	
Composition	80% Cotton, 20% Flax
Openness	Light Filtering Approximately 2%
Width(s)	78.7" (2m)
Length	33 yd/roll (30m)
Weight	7.96 oz/yd ² (270 g/m ²)
Thickness	0.012 in (.50mm)
Railroadable	Yes, pattern direction will change.
Cleaning	Vacuum cleaning and/or gentle wiping with a sponge and mild soap. Do not soak, do not use any other solvents, and do not rub.
Technical & Quality Data	Visit texstyle.com for full details
Features	<div style="display: flex; justify-content: space-around; align-items: center;"> <div style="text-align: center;">  <p>PVC FREE</p> </div> <div style="text-align: center;">  <p>5 YEAR WARRANTY</p> </div> </div>

Product codes and pricing

Romana

Code	Color	Fabric Width (in)	Price per Lin. Yd.	Price Per Sq. yd.	Price per av. Roll
07330654143321	White	78.7			



Globally Sourced

Sourcing from some of the best mills in the world, Texstyle is devoted to offering only the highest quality fabrics.

Avesta




ROLLER



PANEL

Avesta light filtering boasts an intricate weave with a neutral color palette incorporating the colors of nature.



Natural



Beige

Avesta Blackout



ROLLER





PANEL

Avesta blackout boasts an intricate weave with a neutral color palette incorporating the colors of nature.



Natural

Technical Information

	Avesta	Avesta Blackout
Composition	40% Viscose, 23% Polyester, 20% Cotton, 17% Flax	40% Viscose, 23% Polyester, 20% Cotton, 17% Flax with Acrylic Coating
Openness	Light Filtering Approximately 1%	Blackout
Width(s)	80.7" (2.05m)	80.7" (2.05m)
Length	27 yd/roll (25m)	22 yd/roll (20m)
Weight	10.91 oz/yd ² (370 g/m ²)	14.75 oz/yd ² (500 g/m ²)
Thickness	0.029 in (.75mm)	0.035 in (.90mm)
Railroadable	Yes, pattern direction will change.	Yes, pattern direction will change.
Cleaning	Vacuum cleaning and/or gentle wiping with a sponge and mild soap. Do not soak, do not use any other solvents, and do not rub.	
Technical & Quality Data	Visit textstyle.com for full details	
Features	  PVC FREE 5 YEAR WARRANTY	

Product codes and pricing

Avesta

Code	Color	Fabric Width (in)	Price per Lin. Yd.	Price Per Sq. yd.	Price per av. Roll
07330654307402	Natural	80.7	\$27.25	\$12.76	\$735.75
07330654371786*	Beige	80.7			

*Available while supplies last

Avesta Blackout

Code	Color	Fabric Width (in)	Price per Lin. Yd.	Price Per Sq. yd.	Price per av. Roll
07330654329930	Natural	80.7			

Vista Blackout



ROLLER




PANEL



ROMAN

Vista is a sophisticated blackout coated jacquard fabric. With a complex weave construction, Vista offers a real three-dimensional appearance, with a color palette designed to compliment any interior.



Surf



Sand




Pumice



Dune









Paperbark



Driftwood

Technical Information

Composition	100% Polyester
Openness	Blackout
Width(s)	110" (2.8m)
Length	28 yd/roll (25m)
Weight	11.15 oz/yd ² (378 g/m ²)
Thickness	0.021 in (.53mm)
Railroadable	No
Cleaning	Vacuum cleaning and/or gentle wiping with a sponge and mild soap. Do not soak, do not use any other solvents, and do not rub.
Technical & Quality Data	Visit texstyle.com for full details
Features	<div style="display: flex; justify-content: space-around; align-items: center;"> <div style="text-align: center;">  PVC FREE </div> <div style="text-align: center;">  5 YEAR WARRANTY </div> <div style="text-align: center;">  PRINTABLE </div> </div>
Certifications	<div style="display: flex; justify-content: space-around; align-items: center;"> <div style="text-align: center;">  GREENGUARD <small>PRODUCTS MADE FOR GREENGUARD CERTIFICATION</small> <small>CC00</small> </div> <div style="text-align: center;">  OEKO-TEX® <small>CONFIDENCE IN TEXTILES</small> STANDARD 100 <small>Tested for harmful substances.</small> <small>www.oeko-tex.com/standard100</small> </div> <div style="text-align: center;">  ISO 9001 </div> </div>

Product codes and pricing

Code	Color	Fabric Width (in)	Price per Lin. Yd.	Price Per Sq. yd.	Price per av. Roll
063002800DRI	Driftwood	110			
063002800DUN	Dune	110	\$39.57	\$12.95	\$1,088.18
063002800PAB	Paperbark	110			
063002800PUM	Pumice	110	\$39.57	\$12.95	\$1,088.18
063002800SAN	Sand	110			
063002800SUR	Surf	110	\$39.57	\$12.95	\$1,088.18