



# CONTENTS

## Rollese Acmeda

---

Rollers	02
Romans	82
Outdoor Shades	100

## Automate

---

117

## Texstyle

---

133

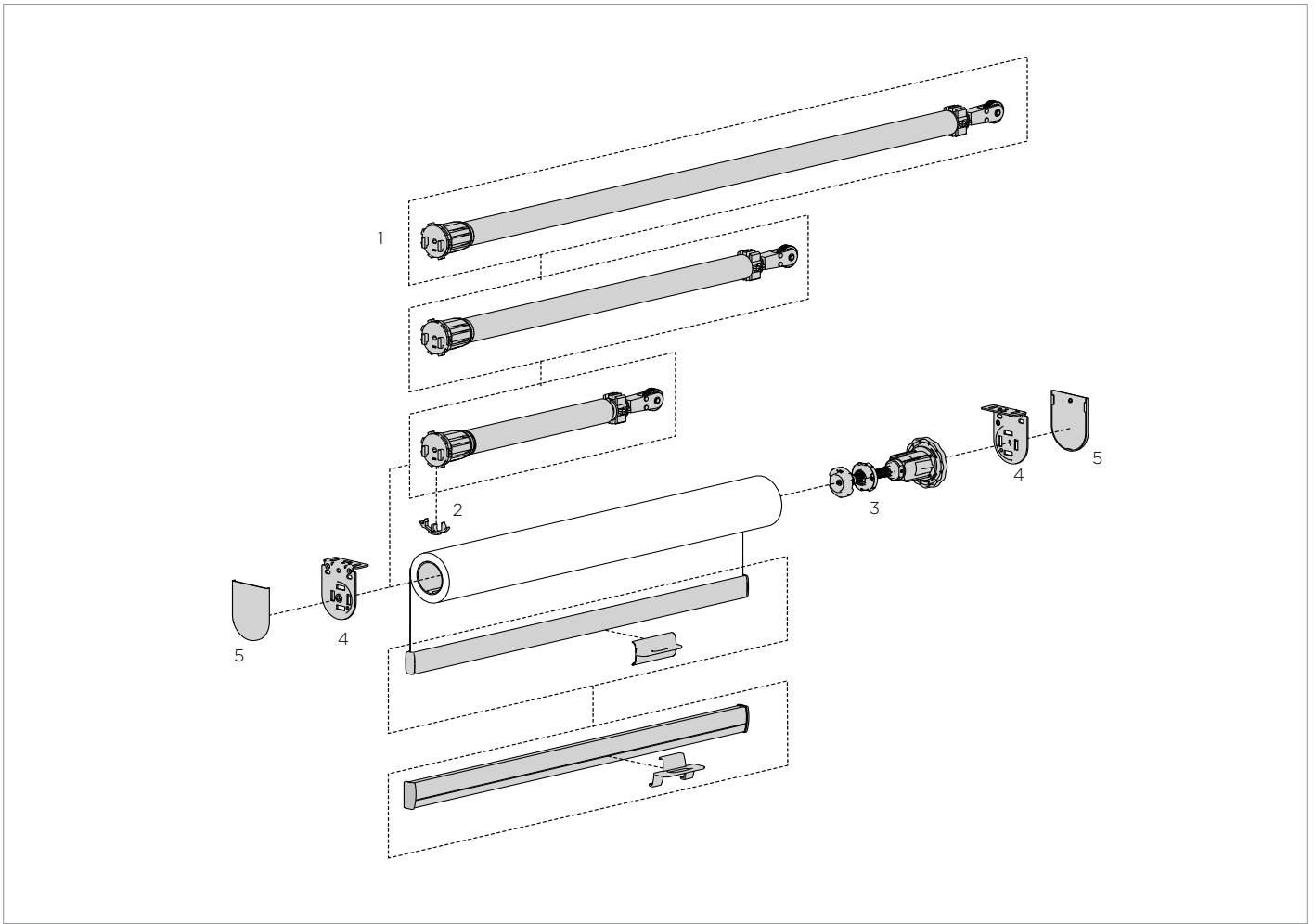
RUNOUT: Only available while stock lasts  
INDENT: Non stocked item. Lead times apply

The prices contained in this catalog are subject to variation by Rollese Acmeda at any time in its complete discretion. Rollese Acmeda does not guarantee the availability or stock levels of the products listed.

The prices quoted do not include G.S.T  
As per Rollese Acmeda's standard trading terms and conditions

# ROLLERS

<b>SECTION 1</b>	<b>EASY SPRING SERIES</b>		<b>SECTION 7</b>	<b>CASSETTE</b>	
	Easy Spring Air	3		Cassette 80/100/120	54
	Easy Spring Ultra	5		Square Cassette 110	57
	Easy Spring Wand	7	<b>SECTION 8</b>	<b>SEMI CASSETTE</b>	
	Easy Spring Plus	9		P95 Semi Cassette	59
<b>SECTION 2</b>	<b>SKYLINE</b>		<b>SECTION 9</b>	<b>CF90</b>	
	Skyline	11		CF90 Cassette Fascia System	61
	Skyline Easy Link and Infinite Adjuster	19		CF90 Edge Light Block System	63
	Skyline Bottom Up	21	<b>SECTION 10</b>	<b>FRS Valance 100/120</b>	
<b>SECTION 3</b>	<b>RB SERIES</b>			FRS Valance 100/120	65
	RB09 Chainwinder System	25	<b>SECTION 11</b>	<b>S60</b>	
	RB05 Crank Gear System	29		S60 Motorized System	67
	RB40 Motorized System	31		S60 Multi-Link & Uni-Link System	71
	RB09 Easy-Link™ & Uni-Joint System	35	<b>SECTION 11</b>	<b>CONTRACT</b>	
	RB09 Internal Wire Guide System	37		Contract	73
<b>SECTION 4</b>	<b>OPULENCE™ SERIES</b>		<b>SECTION 12</b>	<b>SKYLIGHT</b>	
	Opulence™ Series	39		Skylight Zipscreen	77
<b>SECTION 5</b>	<b>R-SERIES</b>				
	R-Series	41			
<b>SECTION 6</b>	<b>TUBES, CHAINS, CORDS &amp; ACCESSORIES</b>				
	Tubes & Accessories	45			
	Chains & Cords	47			
	Safety Accessories	48			
	Chain Shield	50			
	Fabric Wrap Hem Bar	51			
	Hem Bars & Accessories	52			



COLOR RANGE



Pure White Black

TUBE COMPATIBILITY

1-1/2" tube  
2" tube

PRODUCT OPTIONS


MKII MOUNTING RAIL p9

For quick installation

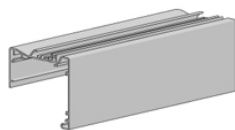


SYSTEM UPGRADES


CASSETTE 100/120 p54




SQUARE CASSETTE 110 p57



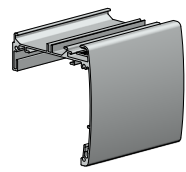
CF90 CASSETTE FASCIA SYSTEM p61



SKYLINE FASCIA SYSTEM p16



P95 SEMI CASSETTE p59



**EASY SPRING AIR LH BOOSTER**

1



TYPE	1-1/2" LH Micro	1-1/2" LH Mini	1-1/2" LH Small
CODE	RB12-3828-xxx038	RB12-3831-xxx038	RB12-3829-xxx038
PACK	10	10	10

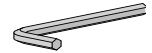
TYPE	1-1/2" LH Light	1-1/2" LH Medium	1-1/2" LH Heavy
CODE	RB12-3832-xxx038	RB12-3833-xxx038	RB12-3834-xxx038
PACK	10	10	10

COLOR. Black (050), Pure White (069)

**PRE-TENSION TOOL**

-

CODE	RB12-3836-025000
PACK	25

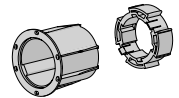


COLOR. Zinc (025)

**EASY SPRING AIR 2" ADAPTER KIT**

-

CODE	RS01-0107-xxx050
PACK	10



COLOR. Black (050), Pure White (069)  
USE WITH. 2" Tube

**TENSION LOCK**

2

CODE	RB12-3835-503038
PACK	50

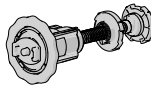


COLOR. Orange (503)

**LIMITER - SINGLE STOP | 1.5"**

3

TYPE	1-1/2" - Standard	1-1/2" - Short
CODE	RB12-6101-xxx038	RB12-6102-xxx038
PACK	10	10

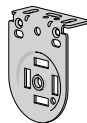


COLOR. Black (050), Pure White (069)

**LX SKYLINE BRACKET**

4

TYPE	40mm	55mm
CODE	SL01-0306-xxx040	SL01-0306-xxx055
PACK	50	50

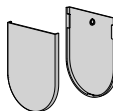


COLOR. Black (050), Pure White (069), Zinc (025)  
USE WITH. LX Bracket Covers

**LX BRACKET COVERS**

5

TYPE	40mm	55mm
CODE	RB08-4151-xxx040	RB08-4151-xxx055
PACK	25	25



COLOR. Black (050), Pure White (069)  
USE WITH. LX Brackets

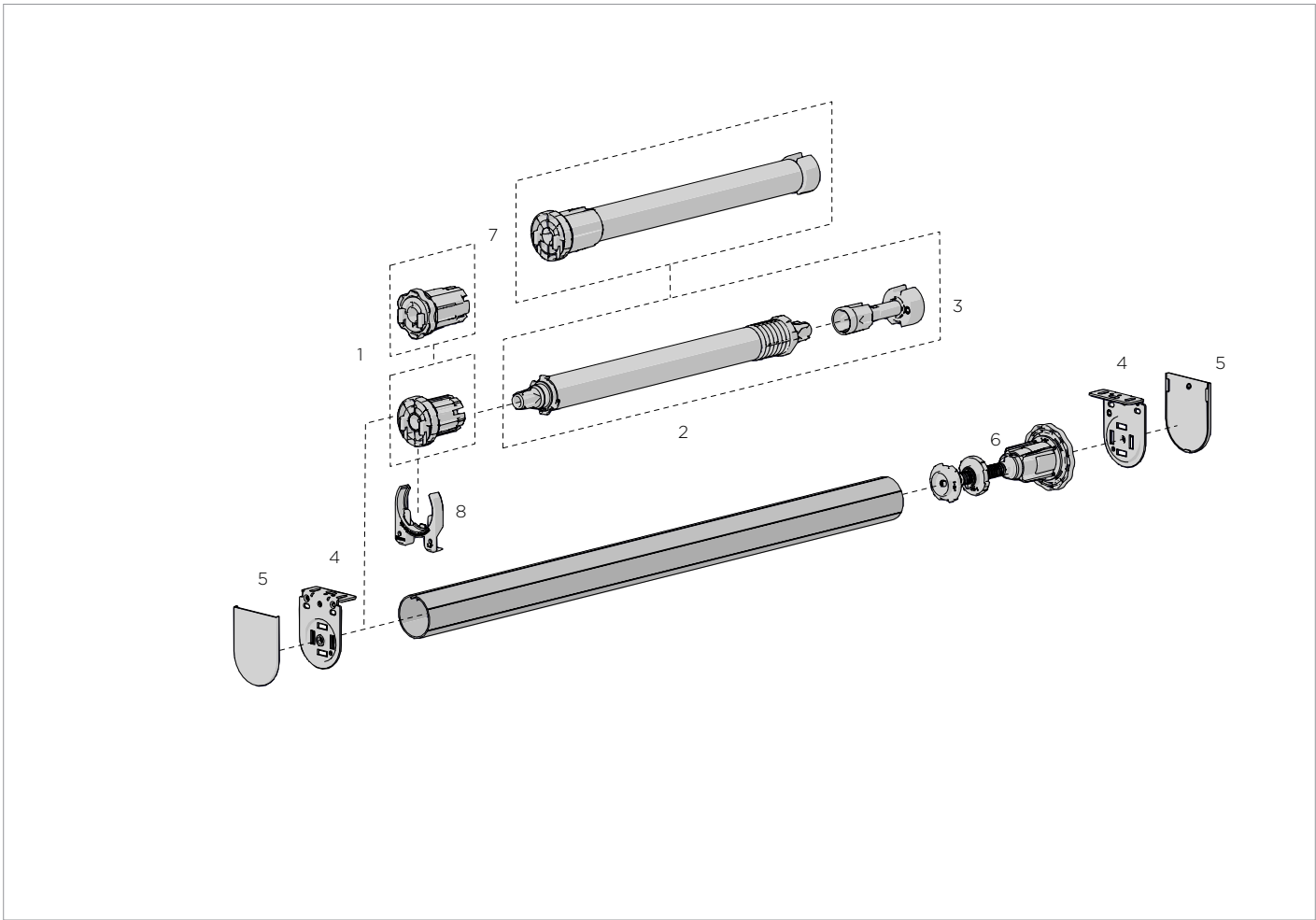
**SPANNER TOOL**

-

CODE	RB12-3837-025000
PACK	25



COLOR. Zinc (025)



COLOR RANGE



Pure White

TUBE COMPATIBILITY

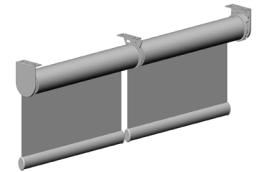
1-1/2" tube

PRODUCT OPTIONS

**MKII MOUNTING RAIL** p9  
For quick installation



**SKYLINE EASY-LINK™ SYSTEM** p19  
For wider spans




**SKYLINE PRE-TENSIONING CLIP** 8

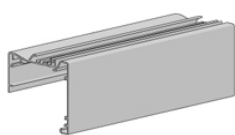


SYSTEM UPGRADES


**CASSETTE 100/120** p54




**SQUARE CASSETTE 110** p57



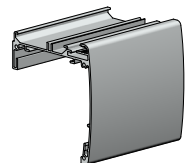
**CF90 CASSETTE FASCIA SYSTEM** p61



**SKYLINE FASCIA SYSTEM** p16



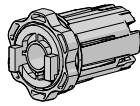
**P95 SEMI CASSETTE** p59



**ESU SKYLINE | TENSION ADJUST CONTROL | 1-1/2"**

1a

TYPE	1-1/2"
CODE	RB12-3870-069038
PACK	10

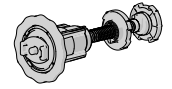


COLOR. Pure White (069)  
USE WITH. Booster Universal

**LIMITER - SINGLE STOP | 1.5"**

6

TYPE	1-1/2" - Standard	1-1/2" - Short
CODE	RB12-6101-069038	RB12-6102-069038
PACK	10	10



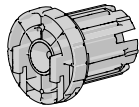
COLOR. Pure White (069)

**ESU SKYLINE | SPRING CONTROL | 1-1/2"**

\*WHILE SUPPLIES LAST\*

1b

TYPE	1-1/2"
CODE	RB12-3241-069038
PACK	10




COLOR. Pure White (069)  
USE WITH. Booster Universal

**COMPACT BOOSTER**

7

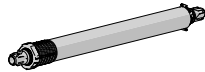
TYPE	Compact 38mm 1-1/2"
CODE	RB12-3805-xxx038
PACK	5



COLOR. Pure White (069), Gray (338)

**BOOSTER UNIVERSAL**

2



TYPE	Short S38 1-1/2"	Light S38 1-1/2"	Standard S38 1-1/2"
CODE	RB12-3800-269038	RB12-3801-069038	RB12-3802-338038
PACK	5	5	5

USE WITH. Soft Lift Decelerator, Spring Control

**ESU SKYLINE PRE-TENSION RETAINING CLIP**

8

CODE	RB12-3812-503038
PACK	50

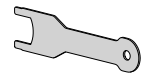


COLOR. Orange (503)  
USE WITH. Spring Control, Compact Booster

**ESU BOOSTER PRE-TENSION TOOL**

-

CODE	RB12-4530-025000
PACK	1

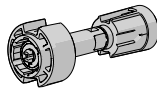


COLOR. Zinc (025)  
USE WITH. Compact Booster, Spring Control

**SOFT LIFT DECELERATOR**

3

TYPE	S38/ 1-1/2" LH Blue
CODE	RB12-7111-393038
PACK	10

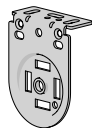


USE WITH. Booster Universal

**LX SKYLINE BRACKET**

4

TYPE	40mm	55mm
CODE	SL01-0306-xxx040	SL01-0306-xxx055
PACK	50	50

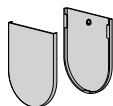


COLOR. Zinc (025), Black (050), Pure White (069), Gray (338)

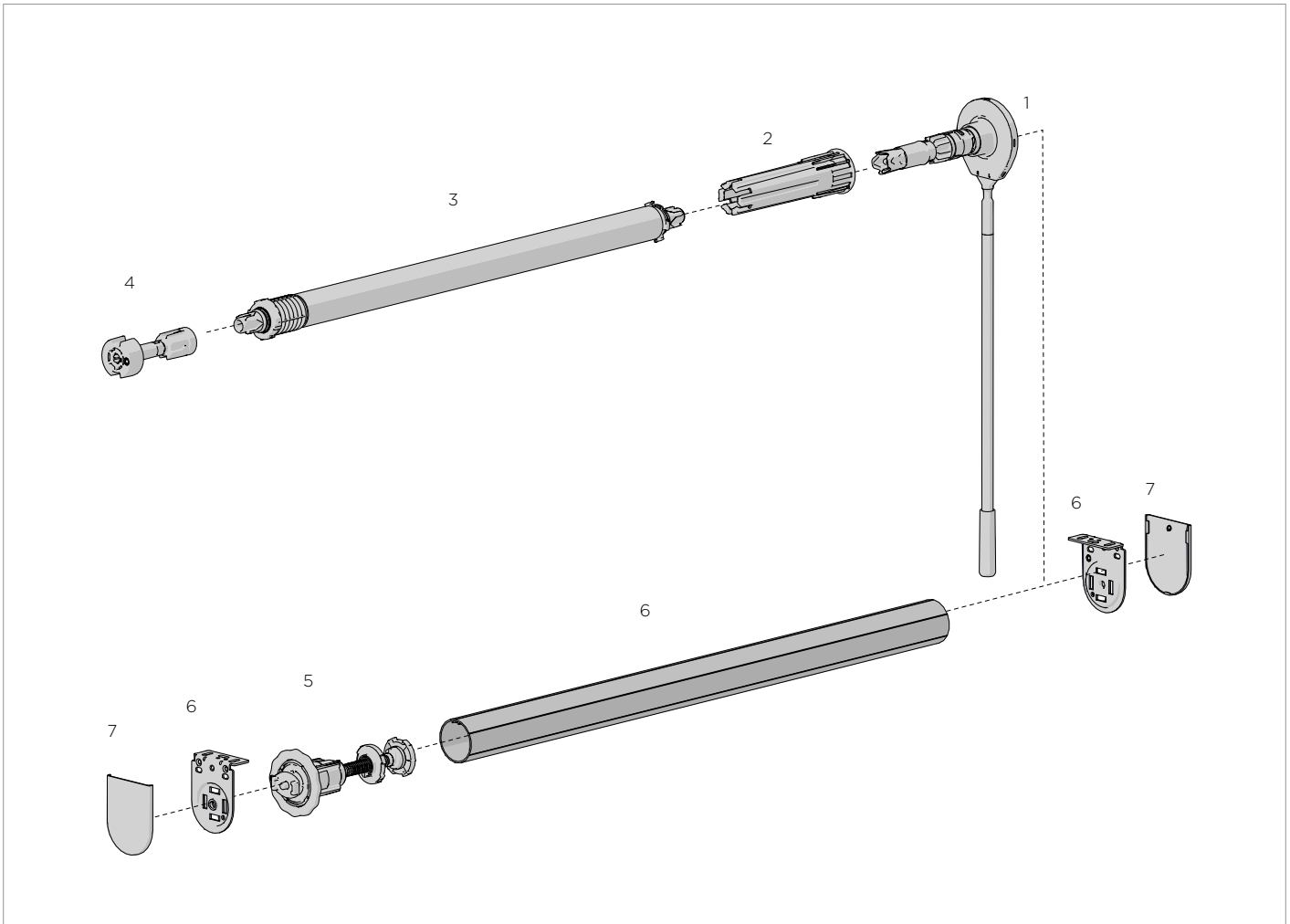
**LX BRACKET COVERS**  
40mm & 55mm Projection

5

TYPE	40mm	55mm
CODE	RB08-4151-xxx040	RB08-4151-xxx055
PACK	25	25



COLOR. Black (050), Pure White (069), Gray (338)  
USE WITH. LX Brackets



**COLOR RANGE**




Pure White

**TUBE COMPATIBILITY**

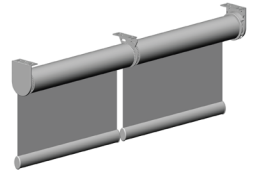
1-1/2" tube  
45mm tube

**PRODUCT OPTIONS**

**MKII MOUNTING RAIL** p9  
For quick installation




**EASY-LINK™ SYSTEM** p19  
For wider spans




**SYSTEM UPGRADES**

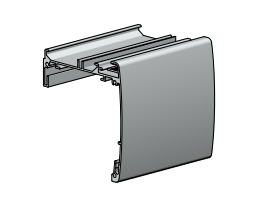
**CASSETTE** p54  
Round cover



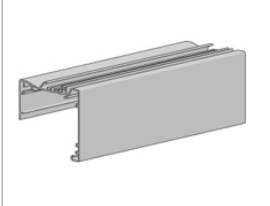
**CF90 CASSETTE FASCIA SYSTEM** p61



**P95 SEMI CASSETTE** p59



**SQUARE CASSETTE 110** p57



**EASY SPRING WAND CONTROL+WAND**

1

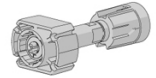


TYPE	LH   Blue Collar	RH   Red Collar
CODE	RB12-3511-069090	RB12-3521-069090
PACK	10	10

COLOR. Pure White (069)  
USE WITH. Easy Spring Wand Control, Booster Connector

**SOFT LIFT DECELERATOR**

4



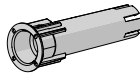
TYPE	S38/ 1-1/2" RH [red]	S38/ 1-1/2" LH [blue]
CODE	RB12-7112-190038	RB12-7111-393038
PACK	10	10

TYPE	S45 RH [red]
CODE	RB12-7112-190045
PACK	10

COLOR. Red (190), Blue (393)  
USE WITH. Booster

**BOOSTER CONNECTOR**

2

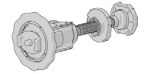


TYPE	1-1/2" (38mm)	S45 (45mm)
CODE	RB12-3810-069038	RB12-4510-069045
PACK	10	10

COLOR. Pure White (069)  
USE WITH. Easy Spring Wand Control, Booster

**LIMITER - SINGLE STOP | S45**

5

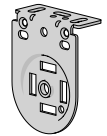


TYPE	1-1/2" (38mm)	S45
CODE	RB12-6101-069038	RB12-6101-069045
PACK	10	10

COLOR. Pure White (069)

**LX SKYLINE BRACKET**

6




TYPE	40mm	55mm
CODE	SL01-0306-xxx040	SL01-0306-xxx055
PACK	50	50

COLOR. Pure White (069)

**BOOSTER UNIVERSAL**

3



TYPE	Short S38	Light S38	Standard S38
CODE	RB12-3800-269038	RB12-3801-069038	RB12-3802-338038
PACK	5	5	5

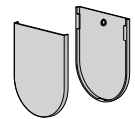
TYPE	Short S45	Light S45	Standard S45
CODE	RB12-4500-269045	RB12-4501-069045	RB12-4502-338045
PACK	5	5	5

COLOR. Sandstone (269), Pure White (069), Gray (338)  
USE WITH. Booster Connector, Soft Lift Decelerator

**LX BRACKET COVERS**


40mm & 55mm Projection

7



TYPE.	40mm	55mm
CODE	RB08-4151-xxx040	RB08-4151-xxx055
PACK	25	25

COLOR. Pure White (069)



COLOR RANGE



White


TUBE COMPATIBILITY

1-1/2" tube

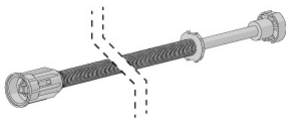
SYSTEM UPGRADES

**CASSETTE**  
**100/120**  
Round cover

p54



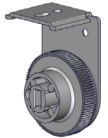
**EASY SPRING PLUS | LH SPRING | 1-1/2" (38MM)** 1  
1-1/2" (38mm)



TYPE	1.2 x 300mm		
CODE	RE0080400		
PACK	25		
TYPE	1.5 x 450mm	1.7 x 550mm	1.1x 180mm
CODE	RE0080500	RE0084400	RE0084910
PACK	25	25	25

COLOR. White


**EASY SPRING PLUS CASSETTE BRACKET** 5c  
1-1/2" (38mm)



CODE	RE0084710
PACK	50

COLOR. White

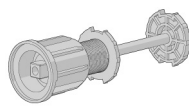
**EASY SPRING PLUS PRE-ROTATION TOOL** -



CODE	RE0084200
PACK	1

COLOR. White


**EASY SPRING PLUS | RH STOP | 1-1/2" (38MM)** 2  
1-1/2" (38mm)



TYPE	Short
CODE	RE0084810
PACK	25

COLOR. White

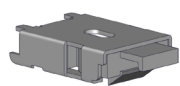
**EASY SPRING PLUS | SINGLE HEADRAIL SYSTEM** 3



TYPE	16 ft. Length
CODE	RE0080110
PACK	12

COLOR. White


**MOUNTING BRACKETS FOR HEADRAIL** 4



CODE	RE0080200
PACK	100

COLOR. Silver


**BRACKET WITH ADJUSTER WHEEL FOR SINGLE SHADES** 5a



CODE	RE0080710
PACK	50

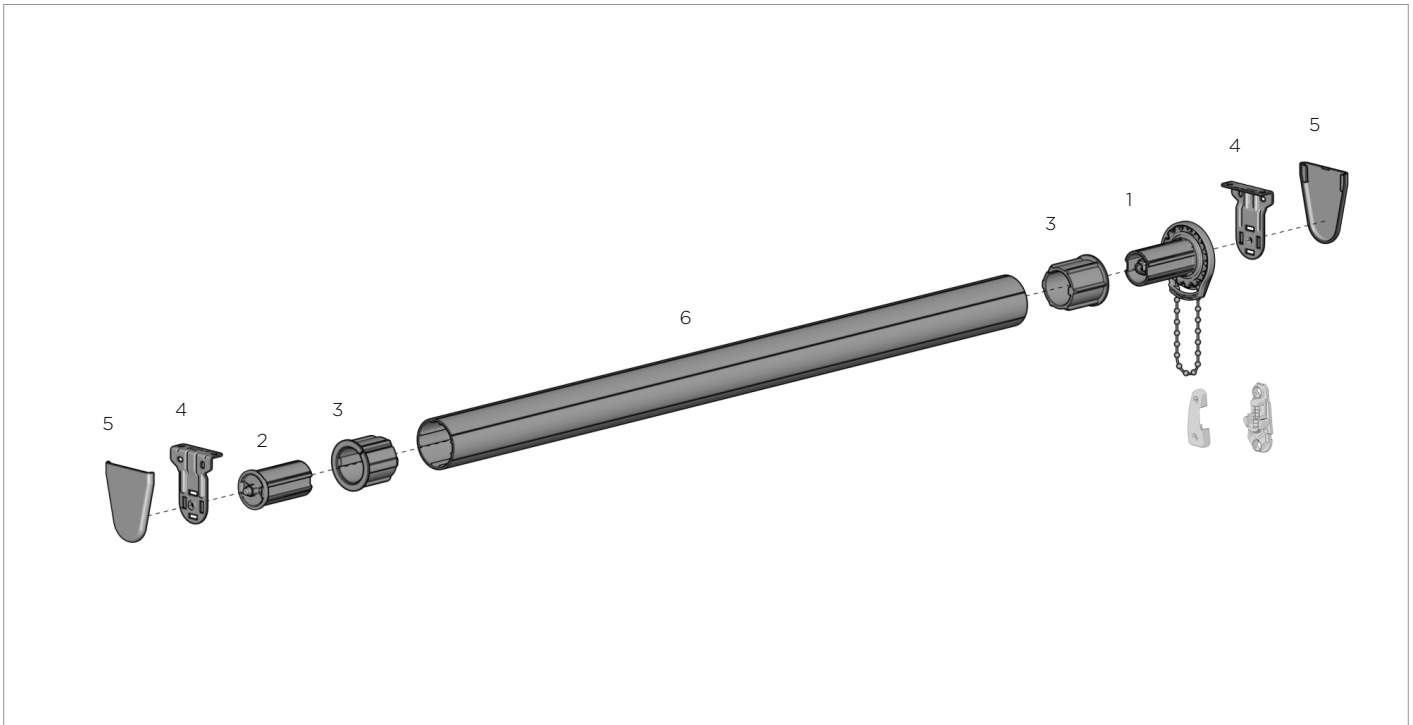
COLOR. White

**BRACKET WITH SIDE ADJUSTER FOR SINGLE SHADES** 5b




CODE	RE0084610
PACK	50

COLOR. White



**COLOR RANGE**



**TUBE COMPATIBILITY**

1", 1-1/8", 1-1/4", 1-1/2", 2", 2-1/2", and 3-1/4" tubes

**PRODUCT OPTIONS**

<p><b>SPRING ASSIST FOR LIFTING</b> p14</p>	<p><b>DOUBLE BRACKETS</b> p14 For dual day/night shades</p>	<p><b>EASY-LINK™ SYSTEM</b> p19 For wider spans</p>	<p><b>AUTOMATE™ MOTORIZATION</b> p117</p>	<p><b>TENSION DEVICES</b> p48</p>
---	---	---	---	-----------------------------------

**SYSTEM UPGRADES**

<p><b>SKYLINE SQUARE FASCIA</b> p15 Square cover</p>	<p><b>CASSETTE</b> p54 Round and Square Covers</p>	<p><b>CONTRACT POCKET</b> p73 Enclosed square cover</p>	<p><b>CONTRACT SIDE CHANNELS</b> p75 For light blackout</p>	<p><b>MKII MOUNTING RAIL</b> p9 With Use of LX Bracket</p>
--	--	---	---	--

**SL10 CLUTCH**

1a

TYPE	1" Colors Below	1-1/8" Colors Below
CODE	SL10H02xx	SL10H01xx
PACK	25	25



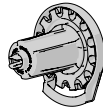
TYPE	1-1/8" Satin Nickel	1-1/8" Ant. Bronze
CODE	SL10H01SN	SL10H01AB
PACK	25	25

COLOR. White (W), Vanilla (V), Gray (G), Brown (BR), Black (BK)

**SL15 CLUTCH**

1b

TYPE	1-1/8" Colors Below	1-1/8" Satin Nickel
CODE	SL15H01xx	SL15H01SN
PACK	25	25



TYPE	1-1/8" Antique Bronze
CODE	SL15H01AB
PACK	25

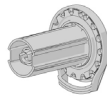
COLOR. White (W), Vanilla (V), Gray (G), Brown (BR), Black (BK)

**SL20 CLUTCH**

\* Available in White and Black Only

1c

TYPE	1-1/2" Colors Below	1-1/2" Exterior Colors*
CODE	SL20H53xx	SL20H53xxEXT
PACK	25	25



TYPE	1-1/2" Satin Nickel	1-1/2" Antique Bronze
CODE	SL20H53SN	SL20H53AB
PACK	25	25

COLOR. White (W), Vanilla (V), Gray (G), Brown (BR), Black (BK)

**SL20 SPRING ASSIST BOOSTER KIT**

TYPE	RH Std [pure white]	LH Std [yellow]
CODE	RB04-3820-069002	RB04-3820-570001
PACK	5.	5.



TYPE	RH HD [gray]	LH HD [blue]
CODE	RB04-3821-338002	RB04-3821-393001
PACK	5.	5.

COLOR. Pure White (069), Gray (338), Blue (393), Yellow (570)  
USE WITH. SL20 Clutch

**RB04 | 2" ADAPTER FOR 1-1/2" BOOSTER**

CODE	RB09-0503-069050
PACK	25



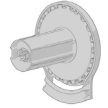
COLOR. Pure White (069)  
USE WITH. SL20 Spring Assist Booster

**SL30 CLUTCH**

\* Available in White and Black Only

1d

TYPE	1-1/2" Colors Below	1-1/2" Exterior Colors*
CODE	SL30H53xx	SL30H53xxEXT
PACK	25	25

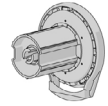


COLOR. White (W), Black (BK)

**G200 GALAXY SKYLINE GEARED CLUTCH**

1e

TYPE	1-1/2"	1-1/2" Antique Bronze
CODE	RGALHxx	RGALHAB
PACK	25	25



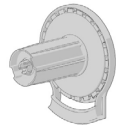
TYPE	1-1/2" Satin Nickel
CODE	RGALHSN
PACK	25

COLOR. White (W), Black (BK)

**G400 GALAXY SKYLINE GEARED CLUTCH**

1f

TYPE	1-1/2" Colors Below	1-1/2" Exterior
CODE	RGAL400Hxx	RGAL400HxxEXT
PACK	25	25

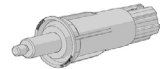


COLOR. White (W), Black (BK)

**SILENT MOTOR PIN END 2"**

2a

CODE	MSPE5BK
PACK	1




COLOR. Black (BK)

**SKYLINE PIN END**

(\* Available in White and Black Only)  
(\*\* Available in White, Vanilla and Black Only)

2b



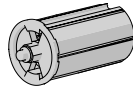
TYPE	1" Colors Below*	1-1/8" Colors Below**	1-1/4" Colors Below
CODE	SLPEV02xx	SLPEV01xx	SLPEV03xx
PACK	25	25	25

TYPE	1-1/2" Colors Below	40mm Colors Below*	43mm Colors Below*
CODE	SLPEV653xx	SLPE40xx	SLPE43xx
PACK	25	25	25

COLOR. White (W), Vanilla (V), Gray (G), Black (BK)

**SKYLINE HEAVY DUTY PIN END**  
(Recommended for all Automate™ applications)

2c



TYPE	1-1/2" Colors Below	1-1/2" Satin Nickel	1-1/2" Antique Bronze
CODE	SLPEHD53xx	SLPEHD53SN	SLPEHD53AB
PACK	25	25	25

COLOR. White (W), Vanilla (V), Gray (G), Brown (BR), Black (BK)

**SKYLINE BRACKET**

4b



TYPE	1-1/2" Plated	1-1/2" Colors Below	1-1/2" Exterior
CODE	SLB660	SLB660xx	SLB660EXT
PACK	50	50	50


COLOR. White (W), Vanilla (V), Gray (G), Bronze (BZ), Black (BK)

**SKYLINE ADAPTER**

\* Available in White and Black Only

3a

TYPE	1-1/4" Colors Below	1-1/2" Colors Below
CODE	SLA03xx	SLA53xx
PACK	25	25



TYPE	43mm Colors Below*
CODE	SLA43xx
PACK	25

COLOR. White (W), Vanilla (V), Gray (G), Brown (BR), Black (BK)

**SKYLINE BRACKET COVER**

5b



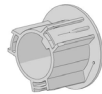
TYPE	1-1/2" Colors Below	1-1/2" Satin Nickel	1-1/2" Antique Bronze
CODE	SLBCxx	SLBCSN	SLBCAB
PACK	50	50	50

TYPE	2" Colors Below	2" Satin Nickel	2" Antique Bronze
CODE	SLBC680xx	SLBC680SN	SLBC680AB
PACK	50	50	50

COLOR. White (W), Vanilla (V), Gray (G), Brown (BR), Black (BK)

**ADAPTERS**

3b



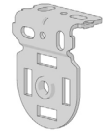
TYPE	2" Natural	2" Black	2" Satin Nickel
CODE	RA2	RA2BK	RA2SN
PACK	50	50	50

TYPE	2" Antique Bronze	2-1/2" & 3-1/4" Natural	2-1/2" & 3-1/4" Black
CODE	RA2AB	RA25	RA25BK

**SKYLINE NARROW BRACKET**

(\* Available in White and Black Only)

4c



TYPE	1-1/4" Plated
CODE	SLNB650
PACK	50

TYPE	1-1/4" Colors Below*	1-1/2" Plated	1-1/2" Colors Below
CODE	SLNB650xx	SLNB660	SLNB660xx
PACK	50	50	50

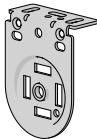
TYPE	2" Zinc	2" Colors Below*	2-7/8" Zinc
CODE	SLNB680	SLNB680xx	SLNB690
PACK	50	50	50

COLOR. White (W), Vanilla (V), Gray (G), Black (BK)

**LX SKYLINE BRACKET**

4a

TYPE	40mm	55mm
CODE	SL01-0306-xxx040	SL01-0306-xxx055
PACK	50	50



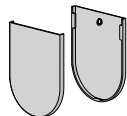
COLOR. Zinc (025), Black (050), Pure White (069), Gray (338)

**LX BRACKET COVERS**

40 & 55mm Projections

5a

TYPE	40mm	55mm
CODE	RB08-4151-xxx040	RB08-4151-xxx055
PACK	25	25



COLOR. Black (050), Pure White (069), Gray (338)  
USE WITH. LX Brackets

**SKYLINE NARROW BRACKET COVER**

5c



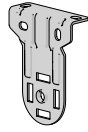
TYPE	1-1/4" Colors Below	1-1/2" Colors Below	2" Colors Below
CODE	SLNBC650xx	SLNBC660xx	SLNBC680xx
PACK	50	50	50

COLOR. White (W), Vanilla (V), Gray (G), Black (BK)

**SKYLINE RIBBED BRACKET**

4d


TYPE	2" Zinc	2" Colors Below
CODE	SLB680R	SLB680Rxx
PACK	50	50
TYPE	2" Exterior	2-7/8" Zinc
CODE	SLB680REXT	SLB690R
PACK	50	50



COLOR. White (W), Vanilla (V), Gray (G), Black (BK)

**G400 GALAXY SKYLINE GEARED CLUTCH**

TYPE	36" Left	36" Right
CODE	RGAL400SAH36Lxx	RGAL400SAH36Rxx
PACK	6	6
TYPE	45" Left	45" Right
CODE	RGAL400SAH45Lxx	RGAL400SAH45Rxx
PACK	6	6



COLOR. White (W), Black (BK)  
USE WITH. 2-1/2" tube only

**SKYLINE RIBBED BRACKET COVER**

5d

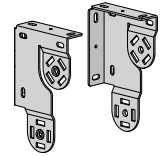
CODE	SLBC680xxx
PACK	50



COLOR. White (W), Black (B)

**V SLIM DUAL BRACKET SET**

CODE	RB18-1001-xxx000
PACK	5

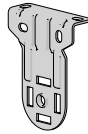


COLOR. White (075), Black (050)

**INTERMEDIATE SKYLINE BRACKET**

4e

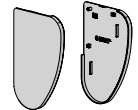
TYPE	1-1/2" Plated	1-1/2" Colors Below
CODE	SLB660I	SLB660Ixx
PACK	50	50
TYPE	2" Plated	2" Colors Below
CODE	SLB680IB	SLB680IBxx
PACK	25	25



COLOR. White (W), Vanilla (V), Gray (G), Black (BK)


**SKYLINE BRACKET COVER - DOUBLE V SLIM BLACK**

CODE	RB18-1010-xxx000
PACK	5



COLOR. White (075), Black (050)

**G200 SKYLINE SPRING ASSIST GEARED CLUTCH**

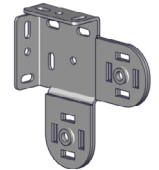


TYPE	36" Left	36" Right
CODE	RGALSAH36Lxx	RGALSAH36Rxx
PACK	6	6
TYPE	45" Left	45" Right
CODE	RGALSAH45Lxx	RGALSAH45Rxx
PACK	6	6

COLOR. White (W), Black (BK)  
USE WITH. 1-1/2" and 2" tube only

**UNIVERSAL DOUBLE SKYLINE BRACKET PAIR**

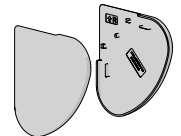
TYPE	38mm Colors Below	48mm Colors Below
CODE	SLDB38xx	SLDB48xx
PACK	20	20



COLOR. White (W), Black (BK)

**UNIVERSAL DOUBLE BRACKET SKYLINE COVER SET**

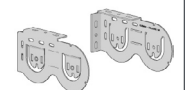
TYPE	38mm Colors Below	48mm Colors Below
CODE	SLDBC38xx	SLDBC48xx
PACK	5	5



COLOR. White (W), Black (BK)

**DOUBLE HORIZONTAL SKYLINE BRACKET SET**

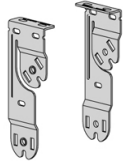
CODE	SLB660DBHW
PACK	5



COLOR. White (W)

**DOUBLE VERTICAL SKYLINE BRACKET SET**


TYPE	Plated	White
CODE	SLB660DBV	SLB660DBVW
PACK	5	5



COLOR. White (W)

**4" SL FASCIA ADJUSTABLE BRACKET**

CODE	RB88-2106-xxx003
PACK	5

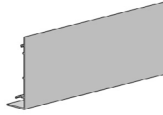


COLOR. Zinc (025), Black (050), White (075), Bronze (080), Gray (331), Vanilla (414)  
USE WITH. 4" Skyline fascia system

**SKYLINE SQUARE FASCIA**

3" x 16 ft.

TYPE	Anodized	Colors Below
CODE	SLSFA16	SLSFxx16
PACK	10	10

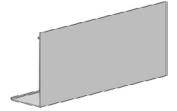


COLOR. White (W), Vanilla (V), Bronze (BZ), Black (BK)  
USE WITH. 3" Skyline fascia system

**FASCIA PANEL**

5" x 16 ft.

TYPE	Anodized	White
CODE	RE0020301	RE0020310
PACK	4	4



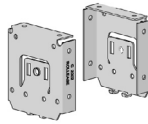
TYPE	Bronze	Black
CODE	RE0020340	RE0020320
PACK	4	4

COLOR. White, Bronze, Black  
USE WITH. 5" Skyline fascia system

**SKYLINE FASCIA BRACKET**

3" (2-3/4" Max Roll)

CODE	SLFBKT3xx
PACK	50



COLOR. White (W), Vanilla (V), Gray (G), Bronze (BZ), Black (BK)  
USE WITH. 3" Skyline fascia system

**FASCIA BASE BRACKET 5" PAIR BLACK**

For 5" systems

TYPE	White	Gray
CODE	RE0020110	RE0020130
PACK	25	25

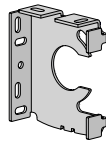


TYPE	Bronze	Black
CODE	RE0020140	RE0020120
PACK	25	25

COLOR. White, Gray, Bronze, Black  
USE WITH. 5" Skyline fascia system

**3" SKYLINE FASCIA LINK BRACKET**

CODE	RB41-0331-025075
PACK	5



COLOR. Zinc (025)  
USE WITH. 3" Skyline fascia system

**FASCIA BASE BRACKET 5" PAIR BLACK**

For 5" systems

TYPE	White	Gray
CODE	RE0020110	RE0020130
PACK	25	25



TYPE	Bronze	Black
CODE	RE0020140	RE0020120
PACK	25	25

COLOR. White, Gray, Bronze, Black  
USE WITH. 5" Skyline fascia system

**SKYLINE SQUARE END CAP**

For 3" systems

CODE	SLSECxx
PACK	50



COLOR. White (W), Vanilla (V), Gray (G), Bronze (BZ), Black (BK)  
USE WITH. 3" Skyline fascia system

**LOCKING RETAINING SPEARS**

TYPE	SL10-SL15	SL20
CODE	RE0030420	RE0030520
PACK	25	25

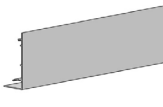


COLOR. Black

**SKYLINE SQUARE FASCIA**

4" x 16 ft.


TYPE	Anodized	Colors Below
CODE	SLSF4A16	SLSF4xx16
PACK	10	10



COLOR. White (W), Vanilla (V), Bronze (BZ), Black (BK)  
USE WITH. 4" Skyline fascia system

**4" SKYLINE SPLIT FASCIA LINK BRACKET**


CODE	RB88-2106-025002
PACK	5



COLOR. Zinc (025)  
USE WITH. 4" Skyline fascia system

**4" SKYLINE FASCIA BRACKET SET**

CODE	SLFBKT4xx
PACK	25



COLOR. White (W), Vanilla (V), Gray (G), Bronze (BZ), Black (BK)  
USE WITH. 4" Skyline fascia system

**SKYLINE BRACKET COVER**

For 4" systems

CODE	SLFCVR4xx
PACK	50



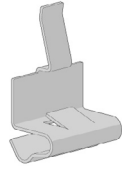
COLOR. White (W), Vanilla (V), Gray (G), Bronze (BZ), Black (BK)  
USE WITH. 4" Skyline fascia system

**SKYLINE BRACKET CLIP**

4" Fascia Bracket Clip

CODE	SLFBKTCLP4
PACK	100

COLOR. Zinc  
USE WITH. 4" Skyline fascia system




**FASCIA MOTOR IDLER INSERT**

5"

CODE	RE0020702
PACK	25


COLOR. Zinc  
USE WITH. 5" Skyline fascia system



**4" SL FASCIA ADJUSTABLE EASY-LINK BRACKET**

CODE	RB88-2106-025004
PACK	5

COLOR. Zinc (025)  
USE WITH. 4" Skyline fascia system

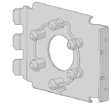


**FASCIA MOTOR SIDE INSERT**

5" Somfy star head motor

CODE	RE0022502
PACK	1

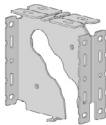
COLOR. Zinc  
USE WITH. 5" Skyline fascia system



**5" SPLIT FASCIA LINK BRACKET**

CODE	RB88-2203-025002
PACK	1

COLOR. Zinc (025)  
USE WITH. 5" Skyline fascia system



**FASCIA SYSTEM SKYLINE INSERT PLATE SET SCREW**

TYPE	Set Screw
CODE	RE0022402
PACK	100

USE WITH. 5" Skyline fascia system

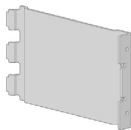


**FASCIA BLANK INSERT**

5"

CODE	RE0020602
PACK	25

COLOR. Zinc  
USE WITH. 5" Skyline fascia system



**SCREW FOR SINGLE CHAIN GUIDE**

CODE	RE0022302
PACK	100

USE WITH. 5" Skyline fascia system

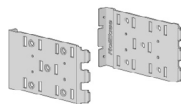


**SKYLINE INSERT PAIR**

5"

CODE	RE0020202
PACK	25

COLOR. Zinc  
USE WITH. 5" Skyline fascia system




**FASCIA BRACKET COVER**

For 5" systems

TYPE	White	Gray	Brown	Black
CODE	RE0021310	RE0021330	RE0021340	RE0021320
PACK	50	50	50	50

COLOR. White, Gray, Brown, Black  
USE WITH. 5" Skyline fascia system

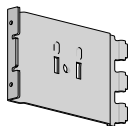


**FASCIA SKYLINE MOTOR AUTOMATE INSERT 5" ZINC**

Motor Automate™ Insert 5". Only compatible with Automate™ motors using Adapter Plate MTAD-45-SL

CODE	RE0022702
PACK	1

COLOR. Zinc  
USE WITH. 5" Skyline fascia system

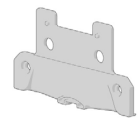


**FASCIA PIN END GUIDE**

5"

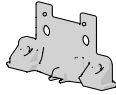
TYPE	White	Gray	Brown
CODE	RE0021810	RE0021830	RE0021840
PACK	25	25	25

COLOR. White, Gray, Brown  
USE WITH. 5" Skyline fascia system



**FASCIA SINGLE DIVERTER**

For 5" systems



TYPE	White	Gray	Brown
CODE	RE0021910	RE0021930	RE0021940
PACK	25	25	25

COLOR. White, Gray, Brown  
USE WITH. 5" Skyline fascia system

**FASCIA SINGLE CHAIN GUIDE**

5"

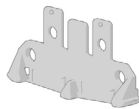


TYPE	White	Gray	Brown
CODE	RE0021710	RE0021730	RE0021740
PACK	25	25	25

COLOR. White, Gray, Brown  
USE WITH. 5" Skyline fascia system

**FASCIA DUAL DIVERTER**

For 5" systems



TYPE	White	Gray	Brown
CODE	RE0021410	RE0021430	RE0021440
PACK	25	25	25

COLOR. White, Gray, Brown  
USE WITH. 5" Skyline fascia system, single chain guide

**FASCIA DUAL CHAIN GUIDE**

For 5" systems



TYPE	SL15 5" White	SL15 5" Gray	SL15 5" Brown
CODE	RE0021510	RE0021530	RE0021540
PACK	25	25	25

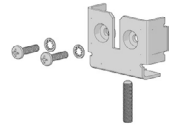
TYPE	SL20 5" White	SL20 5" Gray	SL20 5" Brown
CODE	RE0021610	RE0021630	RE0021640
PACK	25	25	25

COLOR. White, Gray, Brown  
USE WITH. 5" Skyline fascia system

**SILENT PIN END YOKE W/ WASHERS & SCREWS**

CODE	MSIDL
PACK	10

COLOR. Zinc




**ADAPTER SET | 3-1/4" (83MM)**

Silent pin + ST50/LT50

CODE	RTA7U50
PACK	5

COLOR. Black (BK)

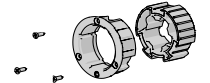


**ADAPTER SET | 2-1/2" (63MM)**

Silent pin + ST50/LT50

CODE	RTA6U50BK
PACK	10

COLOR. Black (BK)

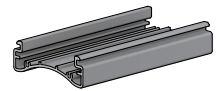


**MKII MOUNTING RAIL | BASE 50 VX/LX**

16 ft. (4.87m) Piece

TYPE	Anodized
CODE	RB88-2051-xxx490
PACK	10

COLOR. Anodized (020), Pure White (069), Mill (000)  
USE WITH. Brackets - LX 40mm, Slimline Spring Clip, Bracket Cover cap



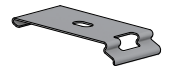
9a

**SLIMLINE SPRING CLIP BRACKET**

Universal Fix

CODE	RB88-2092-xxx001
PACK	100

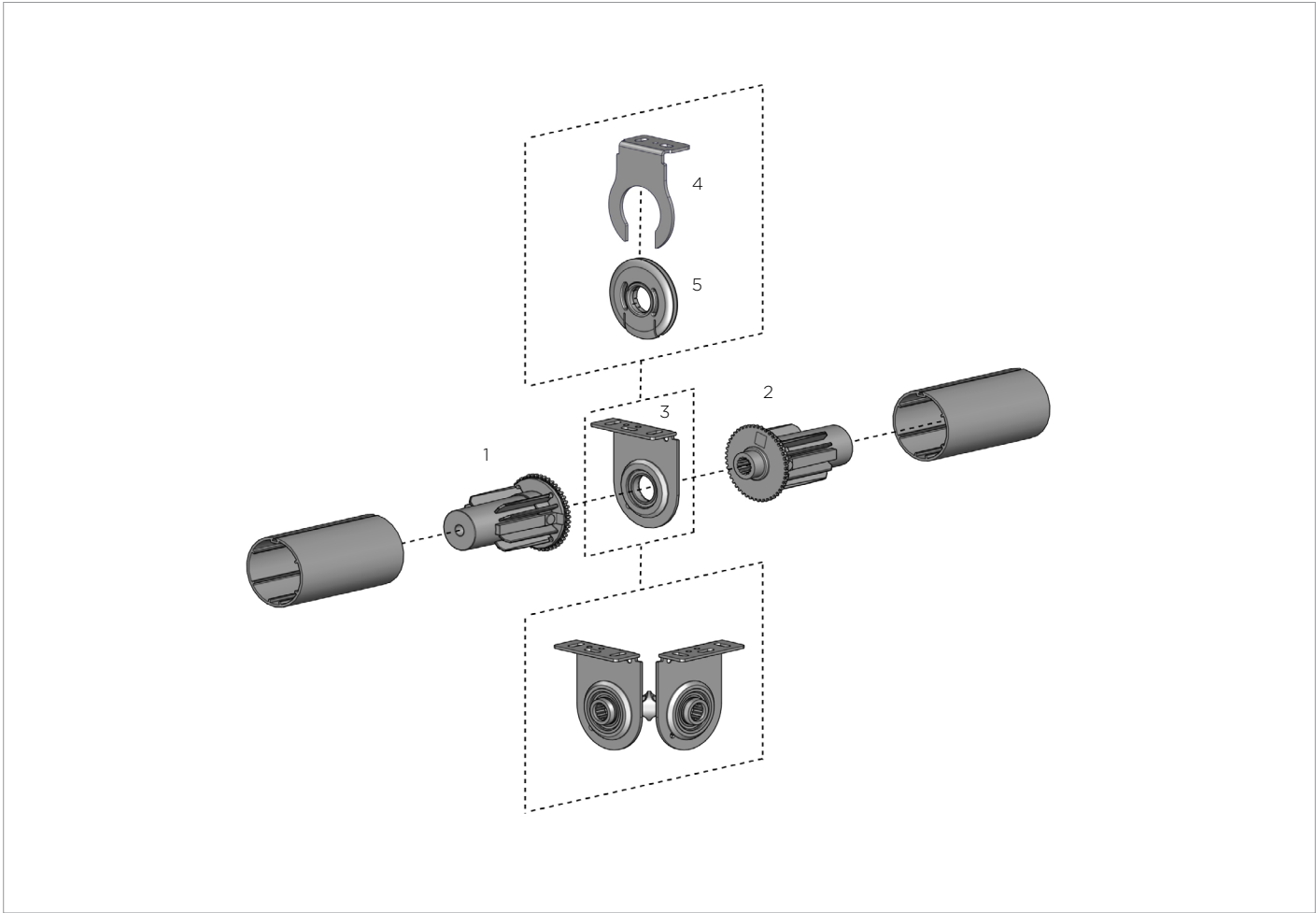
COLOR. Zinc (025), Pure White (069)  
USE WITH. Mounting Rail - Base 40 & 50



9b

---

**This page has been left blank intentionally**



**COLOR RANGE**



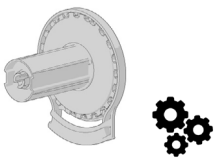
White Black

**TUBE COMPATIBILITY**


1-1/2" tube

**PRODUCT OPTIONS**

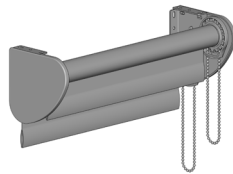
**GALAXY SKYLINE GEARED CLUTCH** p12  
For heavier shades



**SPRING ASSIST GEARED CLUTCH** p14



**DOUBLE BRACKETS** p14  
For dual day/night shades




**AUTOMATE™ MOTORIZATION** p117




**SYSTEM UPGRADES**

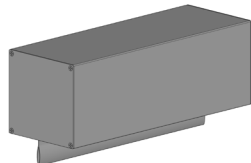
**SKYLINE SQUARE FASCIA** p15  
Square cover



**CASSETTE** p54  
Round and Square Covers




**CONTRACT POCKET** p73  
Enclosed square cover



**CONTRACT SIDE CHANNELS** p75  
For light blackout



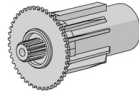
**CF90, P95 & MKII MOUNTING RAIL** p61  
With Use of LX Bracket



**MEDIUM EASY-LINK™ SYSTEM MALE DRIVE**  
(Both female and male drives required)

1

TYPE	38mm
CODE	RB41-1002-xxx038
PACK	25

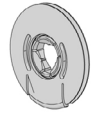


COLOR. White (075), Black (050)

**BRACKET BEARING FOR INFINITE ADJUSTER**  
Bracket Disk + Bearing

-

TYPE	
CODE	RB41-0501-xxx000
PACK	25

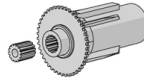


COLOR. Pure White (069), Black (050)

**MEDIUM EASY-LINK™ SYSTEM FEMALE DRIVE**  
(Both female and male drives required)

2

TYPE	38mm
CODE	RB41-1001-xxx038
PACK	25




COLOR. White (075), Black (050)

**EASY-LINK™ LX UNI-JOINT BEARING BRKT | S45**  
40mm Projection

-

TYPE	45 degree	90 degree
CODE	RB41-4553-xxx040	RB41-9053-xxx040
PACK	1	1

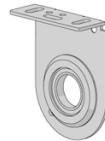


COLOR. Black (050), Pure White (069)  
USE WITH. Easy-Link™ Intermediate Male Drive

**EASY-LINK™ LX INTERMEDIATE BEARING BRACKET | S45**

3

TYPE	40mm	55mm
CODE	RB41-0353-xxx040	RB41-0353-xxx055
PACK	5	5



COLOR. White (069), Black (050), Gray (338)

**MEDIUM SKYLINE LINK BRACKET**

4

TYPE	For SLNB660	For SLNB680
CODE	RB41-0321-xxx138	RB41-0321-xxx050
PACK	25	25



COLOR. White (075), Black (050)

**MEDIUM EASY-LINK™ BRACKET BEARINGS**  
Bracket Disk + Bearing

5

TYPE	
CODE	RB41-0502-xxx000
PACK	25

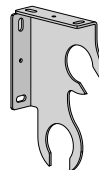


COLOR. Pure White (069), Black (050)

**MEDIUM LINK DUAL SKYLINE BRACKET V SLIM**

-

TYPE	
CODE	RB41-0332-xxx060
PACK	5

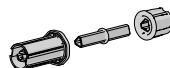


COLOR. White (075), Black (050)

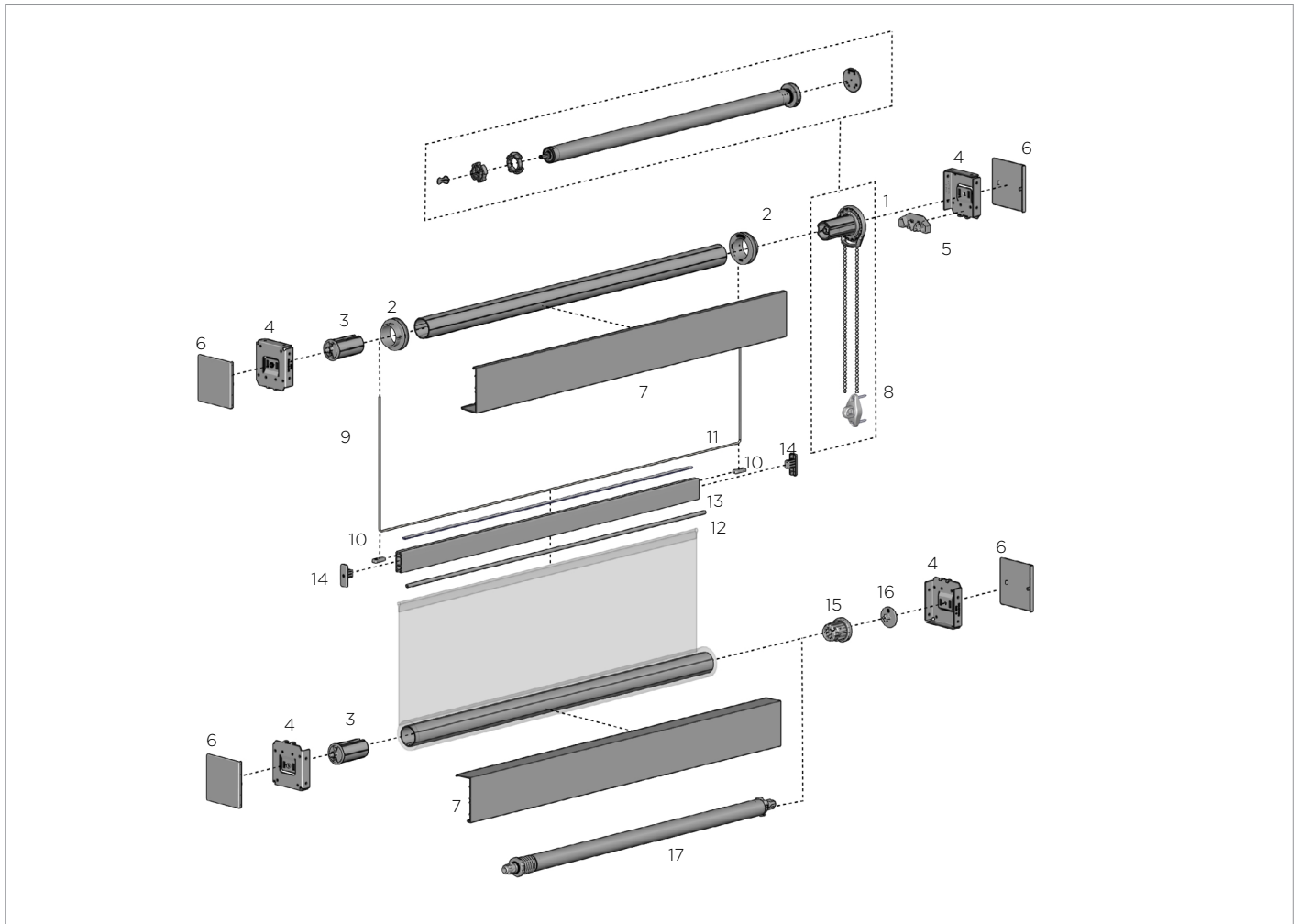
**INFINITE ADJUSTER**

-


TYPE	
CODE	LSADJKITxx
PACK	25



COLOR. White (W), Black (BK)



**COLOR RANGE**



White Anodized Black

**TUBE COMPATIBILITY**

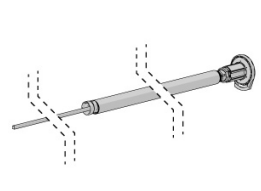
1-1/2" tube

**COMPATIBLE AUTOMATE™ MOTORS**


AUTOMATE™ Li-ion 1.1, Q2.0 & 3.0  
 AUTOMATE™ DCRF 1.1, Q2.0 & 3.0

**PRODUCT OPTIONS**


**G200 SKYLINE SPRING ASSIST** p14




**OPEN ROLL SKYLINE BRACKET** p13



**SKYLINE SQUARE FASCIA | 3"** p15  
 Square cover




**AUTOMATE™ MOTORIZATION** p17

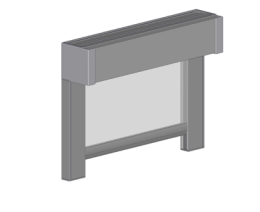


**SYSTEM UPGRADES**

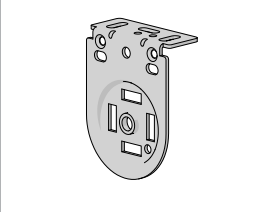
**CF90 CASSETTE FASCIA SYSTEM** p61



**CF90 EDGE LIGHT BLOCK** p63




**SKYLINE LX BRACKET** p13



**G200 GALAXY SKYLINE GEARED CLUTCH**

1

CODE	RGALHxx
PACK	25



COLOR. Black (BK), White (W)

**CHAINHOLD COVER**

8a

CODE	RB91-1336-xxx000
PACK	200



COLOR. Clear (001), Black (050), White (075), Gray (331)  
USE WITH. Chainhold base assembly

**SPOOL TUBE ROLLER ROMAN 1-1/2"**  
+ screw

2

CODE	CS4US
PACK	25



COLOR. Natural  
USE WITH. 1-1/2" Aluminum Tube

**CHAINHOLD BASE ASSEMBLY**

8b

CODE	RB91-1337-xxx000
PACK	200

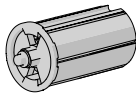


COLOR. Clear (001), Black (050), White (075), Gray (331), Vanilla (414)  
USE WITH. Chainhold Cover

**SKYLINE HEAVY DUTY PIN END**  
1-1/2"

3

CODE	SLPEHD53xx
PACK	25



COLOR. Black (BK), White (W), Gray (G), Vanilla (V), Brown (BR)

**LIFT CORD**  
1000 yd roll

9a

CODE	V2LC14100
PACK	1

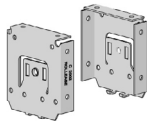


COLOR. White

**SKYLINE FASCIA BRACKET**

4

CODE	SLFBKT3xx
PACK	50



COLOR. Black (BK), White (W), Gray (G), Vanilla (V), Bronze (BZ)

**SCREW FOR BOTTOM UP SPOOL**

9b

CODE	HD82-1824-025006
PACK	1



USE WITH. Tube Spool 1-1/2"

**SKYLINE CHAIN DIVERTER**

5

CODE	SLCDxx
PACK	50

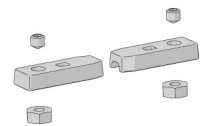


COLOR. Black (BK), White (W)  
USE WITH. G200 Galaxy Skyline Geared Clutch

**BOTTOM UP CORD GUIDE KIT**

10

CODE	RB91-2239-050001
PACK	10




COLOR. Black (050)  
USE WITH. Bottom Up Rail

**SKYLINE SQUARE END CAP**

6

CODE	SLSECxx
PACK	50

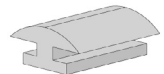


COLOR. Black (BK), White (W), Gray (G), Vanilla (V), Bronze (BZ)  
USE WITH. 3" Skyline Fascia Bracket

**BOTTOM UP RAIL SEAL**  
109 yd Roll

11

CODE	SB91-0007-001100
PACK	1

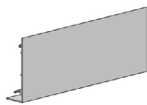


COLOR. Clear (001)  
USE WITH. Bottom Up Rail

**SKYLINE SQUARE FASCIA**  
3" x 16 ft. (4.87m) Length

7

TYPE	Colors	Anodized
CODE	SLSFxx16	SLSFA16
PACK	10	10



COLOR. Black (BK), White (W), Gray (G), Vanilla (V), Bronze (BZ)

**9MM ACM FLAT SPLINE**  
82 yd Roll | Double Sided

12

CODE	RB92-0903-001075
PACK	1




COLOR. Clear (001)  
USE WITH. Bottom Up Rail

**BOTTOM UP RAIL**

13

TYPE	Color	Anodized
CODE	RB91-1239-xxx490	RB91-1239-020490
PACK	6	6

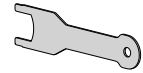


COLOR. Black (050), White (075)  
 USE WITH. Bottom Up Rail Seal, Flat Spline, End Caps, Cord Guide Kit

**ESU BOOSTER PRE-TENSION TOOL**

-

CODE	RB12-4530-025000
PACK	1

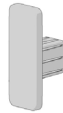


COLOR. Zinc (025)  
 USE WITH. Chainfree Spring Control

**BOTTOM UP RAIL END CAP**

14

CODE	RB91-2139-xxx000
PACK	20

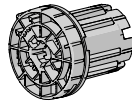


COLOR. Pure White (069), Black (050), Gray (338)  
 USE WITH. Bottom Up Rail

**SINGLE CHAINFREE CONTROL | S38 - 1-1/2" TUBE**

15

CODE	RB12-3200-069038
PACK	10

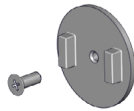


COLOR. Pure White (069)  
 USE WITH. Bottom Up Rail

**ESU SKYLINE ADAPTER KIT**

16

CODE	RB91-2439-050001
PACK	10




COLOR. Black (050)  
 USE WITH. Bottom Up Rail

**SPRING ASSIST BOOSTER UNIVERSAL**

Short - No Stop

17a

TYPE	1-1/2"
CODE	RB12-3820-269138
PACK	5




COLOR. Sandstone (269)  
 USE WITH. Chainfree Spring Control

**SPRING ASSIST BOOSTER UNIVERSAL**

Light - No Stop

17b

TYPE	1-1/2"
CODE	RB12-3821-069138
PACK	5



COLOR. Pure White (069)  
 USE WITH. Chainfree Spring Control

**SPRING ASSIST BOOSTER UNIVERSAL**

Standard - No Stop

17c

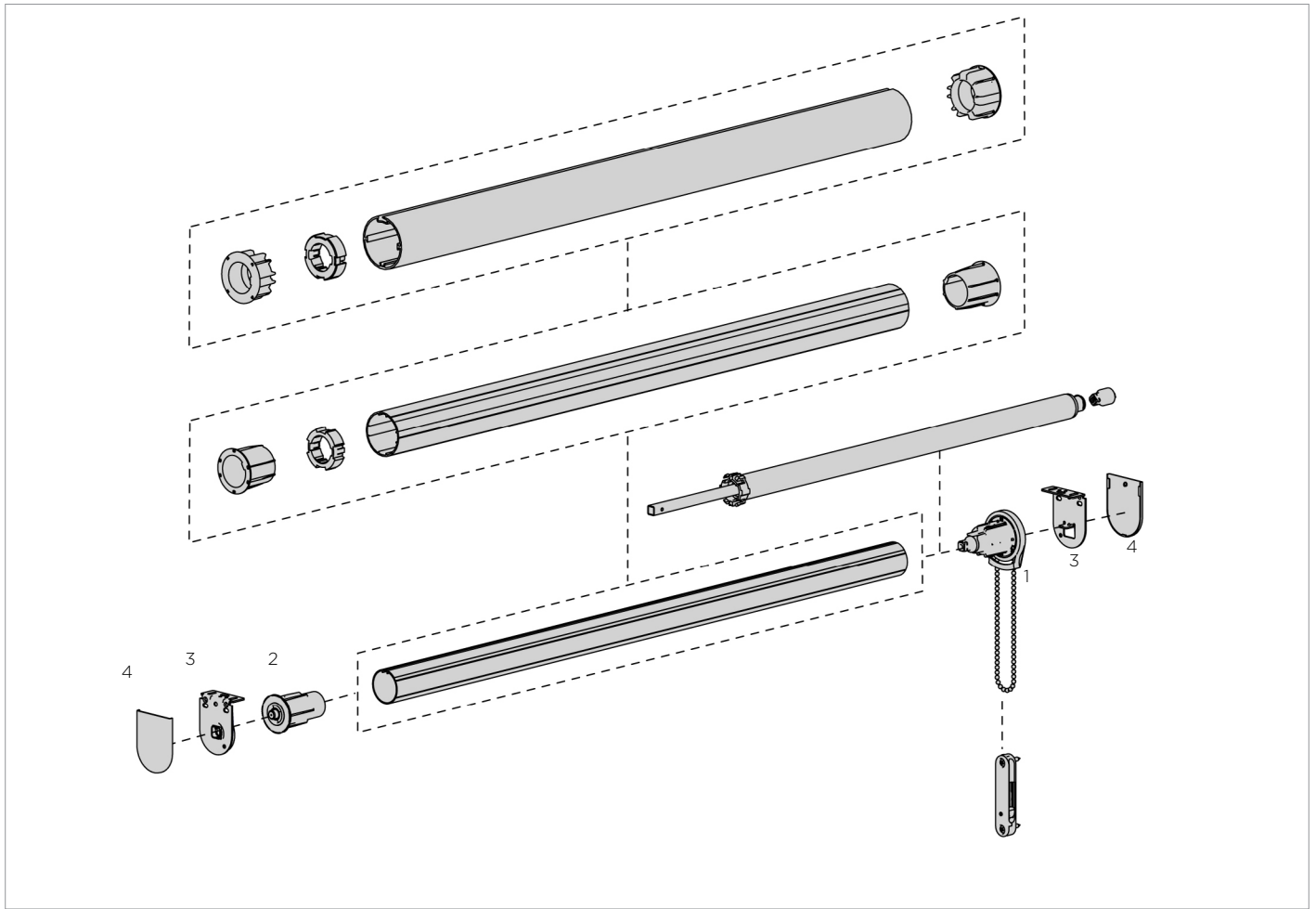
TYPE	1-1/2"
CODE	RB12-3822-338138
PACK	5



COLOR. Gray (338)  
 USE WITH. Chainfree Spring Control

.....

**This page has been left blank intentionally**



**COLOR RANGE**



**TUBE COMPATIBILITY**

45mm tubes  
60mm tubes  
1-1/2" tubes  
2" tubes

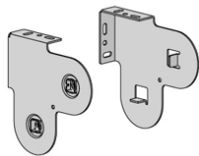
**PRODUCT OPTIONS**

**EASY-LIFT RETROFIT**



**DOUBLE BRACKETS**


For dual day/night shades



**S45 EASY-LINK™ SYSTEM**


p19

For wider spans



**TENSION DEVICES**

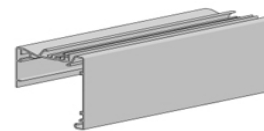
p48



**SYSTEM UPGRADES**


**SQUARE CASSETTE 110**

p57




**CF90 CASSETTE FASCIA SYSTEM**

p61



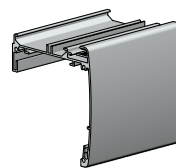
**CF90 EDGE LIGHT BLOCK**

p63



**P95 SEMI CASSETTE**


p59



**RB09 EASY-LOCK CHAINWINDER | S45**

1

CODE	RB09-0145-xxx002
PACK	25

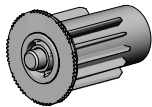


COLOR. Black (050), Pure White (069), Gray (338)  
 USE WITH. Aluminum Tube S45, Easy-Lock Installation Brackets

**RB09 EASY-LOCK EXTENDABLE IDLER | S45**

2

CODE	RB09-0245-xxx001
PACK	25

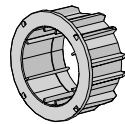


COLOR. Black (050), Pure White (069), Gray (338)  
 USE WITH. Aluminum Tube S45, Easy-Lock Installation Brackets

**TUBE ADAPTER | S45 TO S60**

-

CODE	RB09-0501-069060
PACK	25

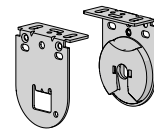


COLOR. Pure White (069)  
 USE WITH. RB09 Chainwinder & Extend Idler S45, S60 tube

**EASY-LOCK LX INSTALL BRACKET SET | S45**  
 40 & 50mm Projection

3

TYPE	40mm Projection	55mm Projection
CODE	RB09-0352-xxx040	RB09-0352-xxx055
PACK	25	25

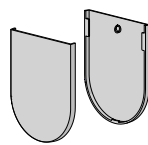


COLOR. Black (050), Pure White (069), Gray (338)  
 USE WITH. RB09 Chainwinder & Extend Idler S45, Brkt Cover Caps

**LX BRACKET COVERS**  
 40mm & 55mm Projection

4

TYPE	40mm	55mm
CODE	RB08-4151-xxx040	RB08-4151-xxx055
PACK	25	25



COLOR. Black (050), Pure White (069), Gray (338)  
 USE WITH. LX Brackets

**STANDARD SPRING ASSIST BOOSTER | S45**  
 Spring Assist

-

TYPE	LH [yellow tail]	RH [white tail]
CODE	RB04-4391-570001	RB04-4391-069002
PACK	5	5



COLOR. Yellow (570), Pure White (069)  
 USE WITH. RB09 Chainwinder & Aluminum Tube S45

**HEAVY DUTY SPRING ASSIST BOOSTER | S45**  
 Spring Assist

-

TYPE	LH [blue tail]	RH [gray tail]
CODE	RB04-4392-393001	RB04-4392-338002
PACK	5	5

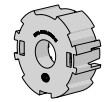


COLOR. Blue (393), Gray (338)  
 USE WITH. RB09 Chainwinder & Aluminum Tube S45

**TUBE ADAPTER | S45 BOOSTER TO S60 TUBE**

-

CODE	SB11-0105-050045
PACK	5

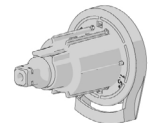


COLOR. Black (050)  
 USE WITH. S45 Retrofit Booster

**RB09 EASY-LOCK CHAINWINDER | 1-1/2"**

-

CODE	RB09-0138-xxx004
PACK	25



COLOR. Black (050), Pure White (069), Gray (338)  
 USE WITH. Aluminum Tube 1-1/2", Easy-Lock Installation Brackets

**RB09 EASY-LOCK EXTENDABLE IDLER | 1-1/2"**

-

CODE	RB09-0238-xxx000
PACK	25

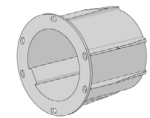


COLOR. Black (050), Pure White (069), Gray (338)  
 USE WITH. Aluminum Tube 1-1/2", Easy-Lock Installation Brackets

**RB09 | 2" TUBE ADAPTER**

-

CODE	RB09-0502-xxx050
PACK	25

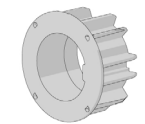


COLOR. Black (050), Pure White (069)  
 USE WITH. RB09 Chainwinder and Idler 1-1/2"

**RB09 | S60 TUBE ADAPTER**

-

CODE	RB09-0502-xxx060
PACK	25



COLOR. Black (050), Pure White (069)  
 USE WITH. RB09 Chainwinder and Idler 1-1/2"

**STANDARD SPRING ASSIST BOOSTER | 1-1/2"**

-

TYPE	LH [yellow tail]	RH [white tail]
CODE	RB04-3820-570001	RB04-3820-069002
PACK	5	5



COLOR. Yellow (570), Pure White (069)  
 USE WITH. RB09 Chainwinder and Idler 1-1/2"

**HEAVY DUTY SPRING ASSIST BOOSTER | 1-1/2"**

-

TYPE	LH [blue tail]	RH [gray tail]
CODE	RB04-3821-393001	RB04-3821-338002
PACK	5	5



COLOR. Blue (393), Gray (338)  
 USE WITH. RB09 Chainwinder and Idler 1-1/2"

**RB04 | 2" ADAPTER FOR 1-1/2" BOOSTER**

CODE	RB09-0503-xxx050
PACK	25



COLOR. Black (050), Pure White (069)  
 USE WITH. 1-1/2" Spring Assist Booster

**S60 ADAPTER FOR RB04 1-1/2" BOOSTER**

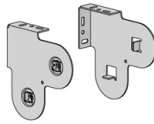
CODE	RB09-0503-xxx060
PACK	25



COLOR. Black (050), Pure White (069)  
 USE WITH. 1-1/2" Spring Assist Booster

**SQUARE EASY-LOCK DUAL BRACKET SET | S45**

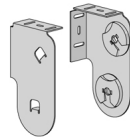
TYPE	Same side control
CODE	RB09-8384-xxx122
PACK	5



COLOR. Black (050), Pure White (069), Gray (338)  
 USE WITH. RB09 Chainwinder & Extend Idler

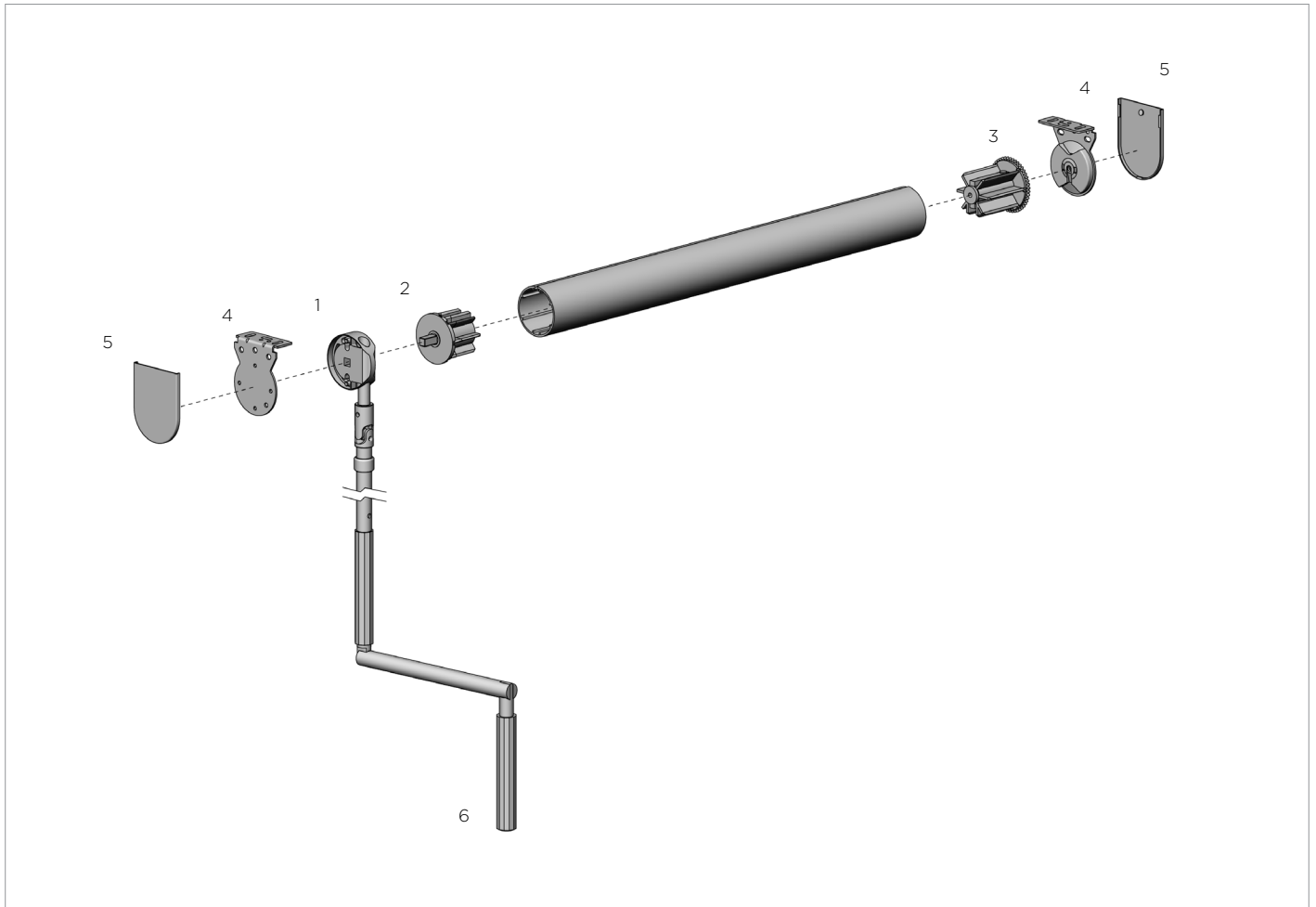
**SLIM PROFILE DUAL BRACKET SET | S45**

TYPE	Left Hand	Right Hand
CODE	RB09-8395-xxx148	RB09-8396-xxx148
PACK	5	5



COLOR. Black (050), Pure White (069)  
 USE WITH. RB09 Chainwinder and Extended Idler

**This page has been left blank intentionally**



**COLOR RANGE**



Pure White

**TUBE COMPATIBILITY**

45mm tubes

**PRODUCT OPTIONS**

**COUPLING JOINT** 6

Allows for removable arm




**CRANK ARM FIXING SUPPORT** -

Secures arm to wall




**S45 EASY-LINK™ SYSTEM** p19

For wider spans




**SYSTEM UPGRADES**

**CF90 CASSETTE FASCIA SYSTEM** p61



**CF90 EDGE LIGHT BLOCK** p63

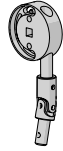


**CRANK GEAR SMALL [2.8:1]**

With Screw and Washer

1

CODE	RB05-4007-025001
PACK	5



COLOR. Zinc (025)  
USE WITH. Gear Small Bracket, Gear Drive Tube Adapter S45

**CRANK COUPLING JOINT**

with 14mm Roll Pin

-

CODE	RB05-9101-020001
PACK	5



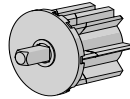
COLOR. Anodized (020)  
USE WITH. Gear Small, Crank Control Arm

**GEAR DRIVE TUBE ADAPTER | S45**

7 x 7mm Square Shaft

2

CODE	RB05-0100-050045
PACK	5



COLOR. Black (050)  
USE WITH. Gear Small, Aluminum Tube S45

**GEAR/CRANK OPERATION ARM SUPPORT**

-

CODE	RB05-9102-xxx000
PACK	5

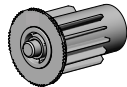


COLOR. Pure White (069), Gray (340)  
USE WITH. Crank Control Arm

**RB09 EASY-LOCK EXTENDABLE IDLER | S45**

3

CODE	RB09-0245-xxx001
PACK	25

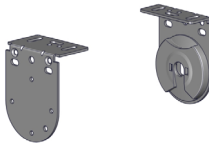


COLOR. Black (050), Pure White (069), Gray (338)  
USE WITH. Aluminum Tube S45, Easy-Lock Installation Brackets

**EASY-LOCK GEAR SMALL LX BRACKETS**

4

TYPE	40mm projection
CODE	RB05-9359-069040
PACK	25



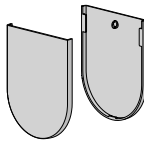
COLOR. Pure White (069)  
USE WITH. Gear Small

**LX BRACKET COVERS**

40mm & 55mm projection

5

TYPE	40mm	55mm
CODE	RB08-4151-xx040	RB08-4151-xx055
PACK	25	25

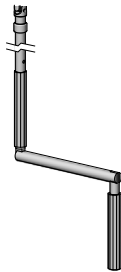


COLOR. Black (050), Pure White (069), Gray (338)  
USE WITH. LX Brackets

**GEAR/CRANK OPERATION CONTROL ARM**

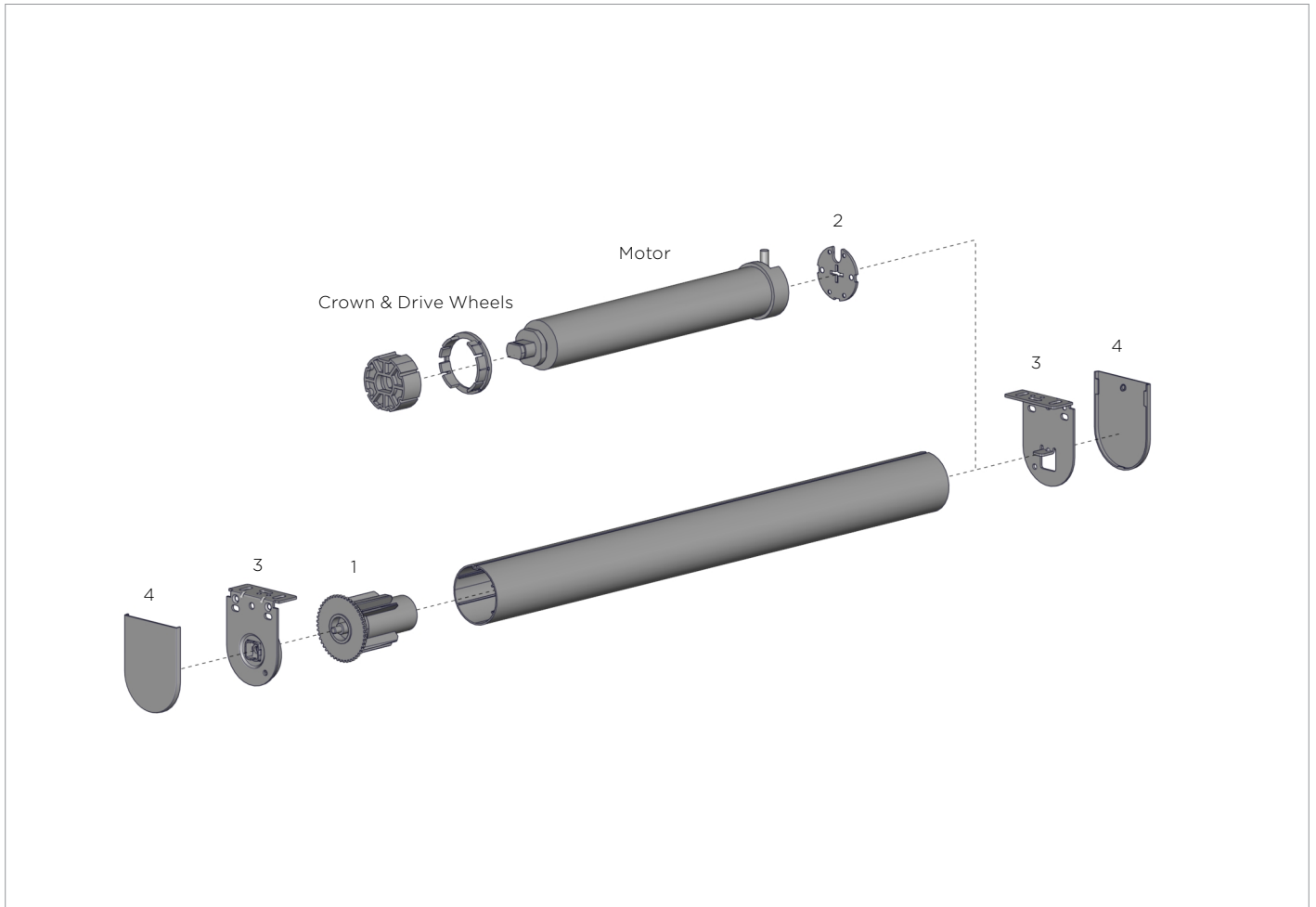
6

SIZE	3.2ft (1.0m)
CODE	RB05-9101-340100
PACK	5



SIZE	4.9ft (1.5m)	6.5ft (2.0m)
CODE	RB05-9101-340150	RB05-9101-340200
PACK	5	5

COLOR. Gray (340)  
USE WITH. Gear Small, Coupling Joint, Crank Arm Support



**COLOR RANGE**



Pure White

**TUBE COMPATIBILITY**

45mm tubes

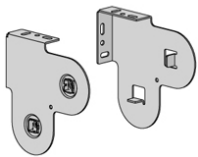
**COMPATIBLE AUTOMATE™ MOTORS**

AUTOMATE™ Li-ion 1.1, Q2.0 & 3.0  
 AUTOMATE™ DCRF 1.1, Q2.0 & 3.0  
 AUTOMATE™ ACML Q6.0 & 6.0  
 AUTOMATE™ ACRF Q6.0 & 6.0

**PRODUCT OPTIONS**


**DOUBLE BRACKETS**

For dual day/night shades



**S45 EASY-LINK™ SYSTEM**


For wider spans



**SYSTEM UPGRADES**


**SQUARE CASSETTE 110**

p57




**CF90 CASSETTE FASCIA SYSTEM**

p61



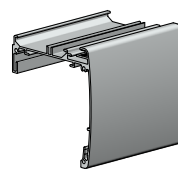
**CF90 EDGE LIGHT BLOCK**

p63



**P95 SEMI CASSETTE**

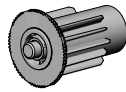
p59



**RB09 EASY-LOCK EXTENDABLE IDLER | S45**

1

CODE	RB09-0245-xxx001
PACK	25

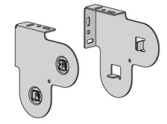


COLOR. Black (050), Pure White (069), Gray (338)  
 USE WITH. Aluminum Tube S45, Easy-Lock Installation Brackets

**SQUARE EASY-LOCK DUAL BRACKET SET | S45**

-

TYPE	Same side control	
CODE	RB09-8384-xxx122	
PACK	5	

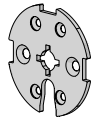


COLOR. Black (050), Pure White (069), Gray (338)  
 USE WITH. RB09 Chainwinder & Extend Idler S45

**M40 H/D UNIVERSAL DISC ADAPTER | S45**

2a

CODE	RB40-1402-xxx400
PACK	5



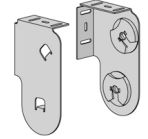
COLOR. Pure White (069), Black (050)  
 USE WITH. HD Easy-Lock and 35mm Mechanical Limit Motors

**SLIM PROFILE DUAL BRACKET SET | S45**

-

12mm tongue

TYPE	LH control	RH control
CODE	RB09-8395-xxx148	RB09-8396-xxx148
PACK	5	5



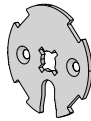
COLOR. Black (050), Pure White (069), Gray (338)  
 USE WITH. RB09 Easy-Lock Extended Idler & Chain Control

**M40 H/D SLIM HEAD ARC MOTOR DISC ADPTR S45**

2b

Use with 25/28/35mm ARC Motors

CODE	RB40-1402-069401
PACK	5

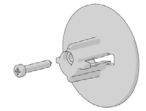


COLOR. Pure White (069)  
 USE WITH. HD Easy-Lock

**HEAVY DUTY BRACKET ADAPTER**

-

COLOR	Colors Below
CODE	RB09-0701-xxx012
PACK	25



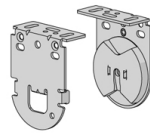
COLOR. Black (050), White (069)  
 USE WITH. RB09 Easy-Lock brackets

**RB09 EASY-LOCK LX INSTALL BRACKET | S45**

3a

40mm & 55mm Projection

TYPE	40mm	55mm
CODE	RB40-9355-xxx040	RB40-9355-xxx055
PACK	25	25

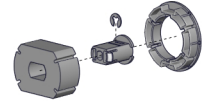


COLOR. Black (050), Pure White (069), Gray (338)  
 USE WITH. RB09 Chainwinder & Extended Idler S45, Brkt Cover Caps

**25MM MOTOR CROWN & DRIVE | 1-1/4" TUBE**

-

CODE	MT03-0109-069003
PACK	250.



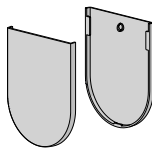
COLOR. White  
 USE WITH. Li-ion & DCRF 1.1 Motors

**LX BRACKET COVERS**

4

40mm & 55mm Projection

TYPE	40mm	55mm
CODE	RB08-4151-xxx040	RB08-4151-xxx055
PACK	25	25



COLOR. Black (050), Pure White (069), Gray (338)  
 USE WITH. LX Brackets

**25MM MOTOR | CROWN & DRIVE | 1-1/2" TUBE**

-

CODE	MTCRDR-25-1.5
PACK	10



COLOR. Black  
 USE WITH. Li-ion & DCRF Q2 Motors

**12V DC ZERO ARC 1.1NM MOTOR**

-



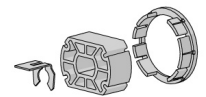
TYPE	25mm/20RPM	28mm/20RPM	35mm/3.0Nm/28r
CODE	MT01-1225-069002	MT01-1228-069002	MTDCBRF35-3
PACK	1	1	1

COLOR. Pure White (069)

**35MM MOTOR | CROWN & DRIVE | S45 TUBE**

-

CODE	MTCRDR-35-S45
PACK	1



COLOR. Black

**M40 CROWN WHEEL | S45 SOMFY [NOISE REDUCING]**

-

TYPE	SOMFY
CODE	RB40-0234-050401
PACK	5

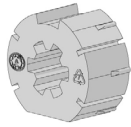


COLOR. Black (050)  
 USE WITH. Aluminum Tube S45, LT & ST 40 Tubular Motors

**M40 DRIVE WHEELS | S45 SOMFY [NOISE REDUCING]**

\*SONESSE 30 requires LS40 Adapter

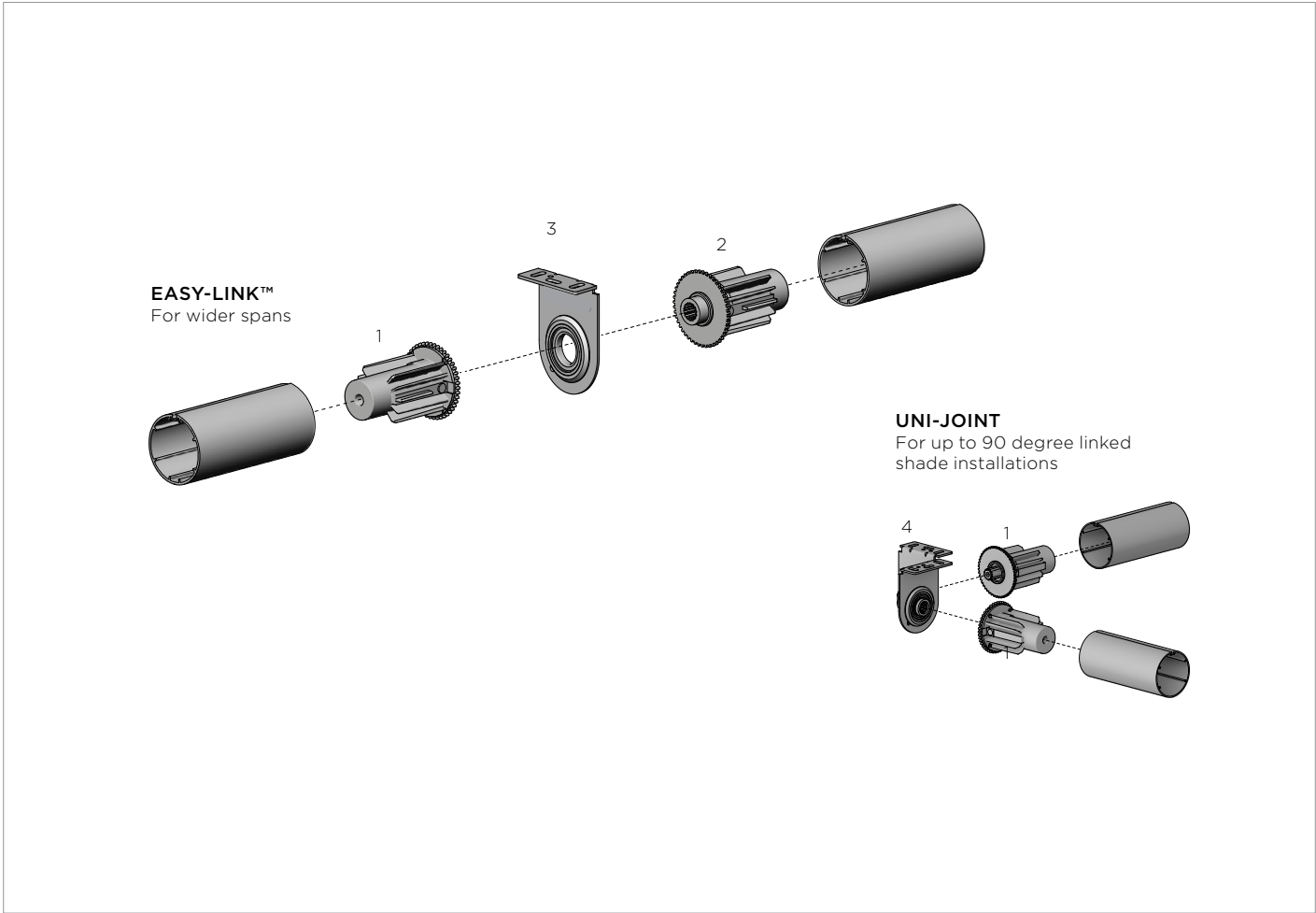
TYPE	SOMFY
CODE	RB40-0205-050401
PACK	5



COLOR. Black (050)  
 USE WITH. Aluminum Tube S45, M40 Tubular Motors

.....

**This page has been left blank intentionally**



COLOR RANGE



Pure White

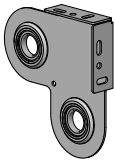
TUBE COMPATIBILITY

45mm tubes

PRODUCT OPTIONS

**DOUBLE BRACKETS**  
For dual day/night shades

3b



COMPATIBLE SYSTEMS

**S45/RB09 CHAINWINDER**

p25



**S45/RB05 CRANK GEAR SYSTEM**

p29




**AUTOMATE™ MOTORIZATION**

p117



**EASY-LINK™ INTERMEDIATE MALE DRIVE | S45** 1


CODE	RB41-1002-xxx045
PACK	25



COLOR. Black (050), Pure White (069), Gray (338)  
 USE WITH. Easy-Link™ Female drive, Bearing Bracket, Aluminum tube S45

**EASY-LINK™ INTERMEDIATE FEMALE DRIVE | S45** 2

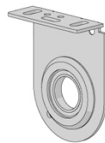
CODE	RB41-1001-xxx045
PACK	25



COLOR. Black (050), Pure White (069), Gray (338)  
 USE WITH. Easy-Link™ Male drive, Bearing Bracket, Aluminum tube S45

**EASY-LINK™ LX INTERMEDIATE BEARING BRACKET | S45** 3a  
 40 & 55mm Projection

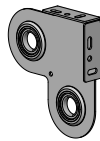
SIZE	40mm	55mm
CODE	RB41-0353-xxx040	RB41-0353-xxx055
PACK	5	5



COLOR. Black (050), Pure White (069)  
 USE WITH. Easy-Link™ Female & Male drive

**DBL SQUARE EASY-LINK™ INTER. BEARING BRKT | S45** 3b


SIZE	122mm x 122mm proj.
CODE	RB41-0384-069122
PACK	10



COLOR. Pure White (069)  
 USE WITH. Easy-Link™ Female & Male drive

**EASY-LINK™ LX UNI-JOINT BEARING BRKT | S45** 4  
 40mm Projection

TYPE	45 degree	90 degree
CODE	RB41-4553-xxx040	RB41-9053-xxx040
PACK	1	1



COLOR. Black (050), Pure White (069)  
 USE WITH. Easy-Link™ Intermediate Male Drive



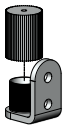
COLOR RANGE



Silver Gray      Black

PRODUCT OPTIONS

**TENSIONING WIRE STOPPER**  
Alternate base mounting



COMPATIBLE SYSTEMS

**EASY SPRING ULTRA**      p5



**S45/RB09 CHAINWINDER**      p25



**S45/RB05 CRANK GEAR SYSTEM**      p29



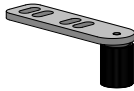
**AUTOMATE™ MOTORIZATION**      p117



**BASE 40/50 TENSIONING WIRE STOPPER + ADJUSTER**  
Top/Ceiling Mount

1a

CODE	RB91-3120-xxx000
PACK	10



COLOR. Silver (024), Pure White (069)  
USE WITH. Wire Guide Tensioning Cable, LX Brackets

**BUBBLE SEAL SMALL**  
328 ft (100m)

CODE	SB91-0005-001100
PACK	100



COLOR. Clear (001)  
USE WITH. D30 Bottom Rail

**BASE 40/50 TENSIONING WIRE STOPPER + ADJUSTER**  
Face/Wall Mount

1b

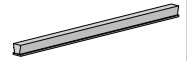
CODE	RB91-3121-xxx000
PACK	10



COLOR. Silver (024), Pure White (069)  
USE WITH. Wire Guide Tensioning Cable, LX Brackets

**FABRIC BRUSH T-SLOT FIT**

TYPE	5mm / 1 roll=546yd	7mm / 1 roll=382yd
CODE	SB91-0011-050500	AW91-1501-050000
PACK	500	350



COLOR. Black (050)  
USE WITH. D30 Bottom Rail

**WIRE GUIDE TENSIONING CABLE**  
164 ft. (50m) Roll

2

SIZE	1.2 mm
CODE	RB91-3602-010012
PACK	50.



COLOR. Stainless Steel (010)  
USE WITH. Tensioning Wire Stopper + Adjustor, Crimping Clip

**D30 FABRIC FEEDING FUNNEL**  
LH & RH

CODE	RB91-7030-393000
PACK	1

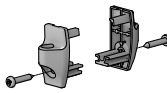


COLOR. Blue (393)  
USE WITH. D30 Bottom Rail

**D30 BOTTOM RAIL | WIRE GUIDE END CAPS**  
RH & LH Set

3

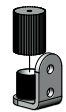
CODE	RB91-2231-xxx002
PACK	50



COLOR. Black (050), Pure White (069), Gray (338)  
USE WITH. D30 Bottom Rail, Wire Guide Tensioning Cable

**TENSIONING WIRE STOPPER + ADJUSTER**  
Face/Wall Mount

TYPE	Steel
CODE	SS31-3101-020000
PACK	10

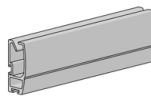


COLOR. Anodized (020)  
USE WITH. Wire Guide Tensioning Cable

**D30 BOTTOM RAIL**  
14.0 x 31.0mm x 16ft. (4.87m) Piece

4

TYPE	Anodized	Colors - refer below
CODE	RB91-1232-020490	RB91-1232-xxx490
PACK	10	10



COLOR. Black (050), Pure White (069), Bronze (080), Vanilla (414)  
USE WITH. Spline 15mm, D30 End Cap & Wire Guide End Cap, 7mm Fabric brush

**15MM ACM FLAT SPLINE**

TYPE	No Tape - 328ft.	One Side - 246ft.	Two Side - 246ft.
CODE	RB92-1501-001100	RB92-1502-001075	RB92-1503-001075
PACK	1	1	1



COLOR. Clear (001)  
USE WITH. D30 Bottom Rail

**CRIMPING CLIP**  
for 1.2mm Tensioning Cable

SIZE	6 mm
CODE	RB91-3611-020010
PACK	100

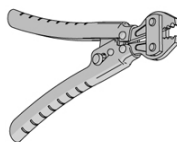


COLOR. Anodized (020)  
USE WITH. Wire Guide Tensioning Cable

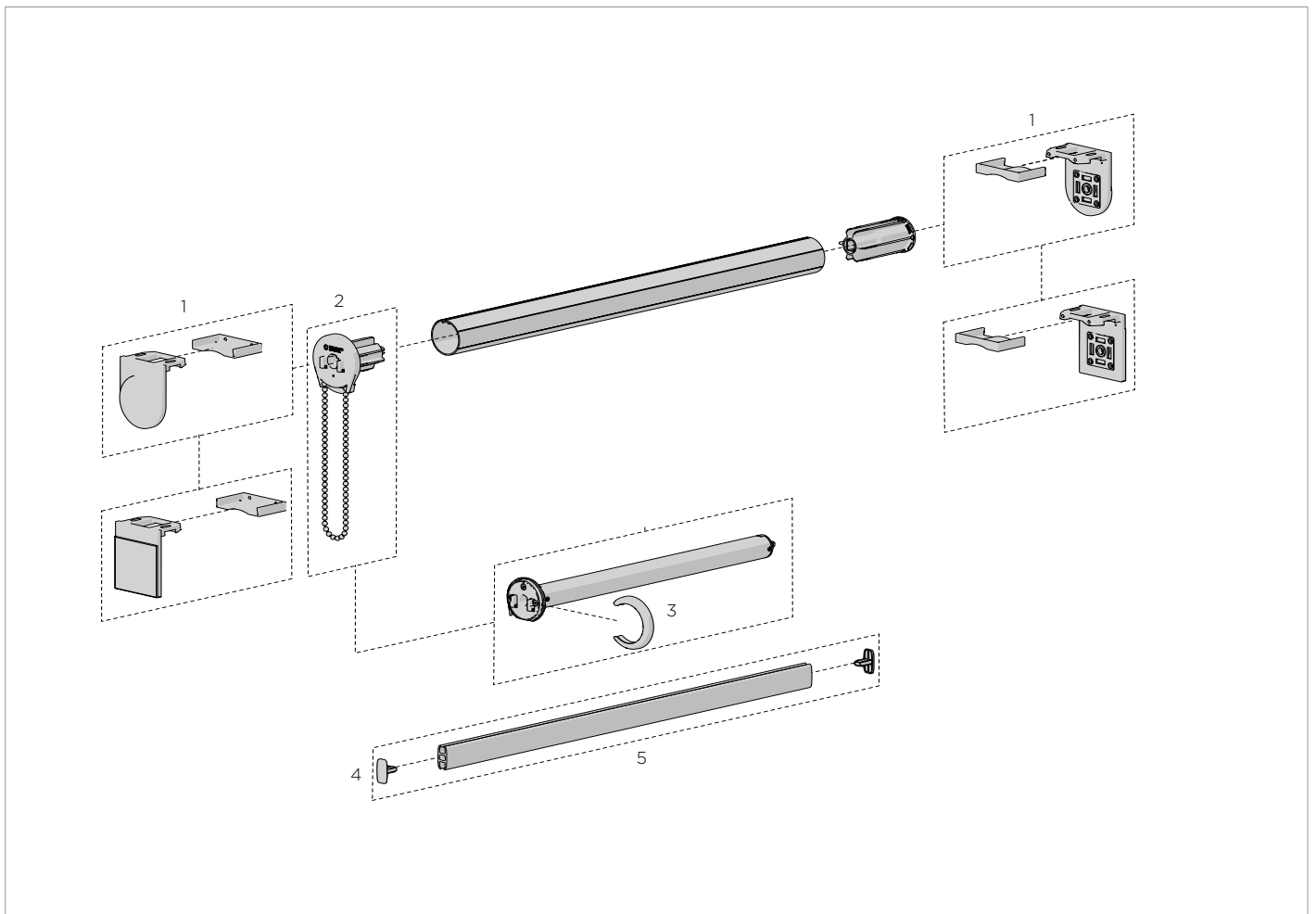
**SWAGE CRIMPING & WIRE CUTTING TOOL**  
0.1-2.2mm Tensioning Cable

Price not subject to group discount


CODE	TM10-0501-000022
PACK	1



USE WITH. Wire Guide Tensioning Cable, Crimping Clip



COLOR RANGE



PRODUCT OPTIONS

COMPATIBLE SYSTEMS

**EASY SPRING** p3

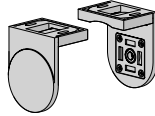
**RB09/SKYLINE CLUTCH SYSTEM** p25

**AUTOMATE™ MOTORIZATION** p117

**SKYLINE OPULENCE ROUND BRACKET WITH COVER**

1a

CODE	SL01-9013-xx045
PACK	20



COLOR. Pure White (069), Black (050), Satin Nickel (034), Antique Bronze (079)  
 USE WITH. Skyline

**FABRIC WRAP HEM BAR END CAP**

5

CODE	RB91-2136-xxx001	RB91-2136-xxx001*
PACK	100	100

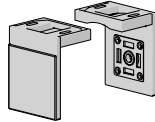


COLOR. Pure White (069), Black (050), Satin Nickel\* (034), Antique Bronze\* (079)  
 USE WITH. Fabric Wrap Hem Bar

**SKYLINE OPULENCE SQUARE BRACKET WITH COVER**

1b

CODE	SL01-9023-xx045
PACK	20

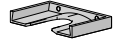


COLOR. Pure White (069), Black (050), Satin Nickel (034), Antique Bronze (079)  
 USE WITH. Skyline

**OPULENCE BRACKET MOTOR COVER**

-

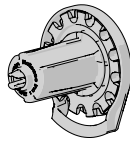
CODE	SL01-8001-xx045
PACK	20



COLOR. Pure White (069), Black (050), Satin Nickel (034), Antique Bronze (079)  
 USE WITH. Opulence Brackets (wired motor applications)

**SL15 CLUTCH**

2



TYPE	1-1/8" Colors Below	1-1/8" Satin Nickel
CODE	SL15H01xx	SL15H01SN
PACK	25	25

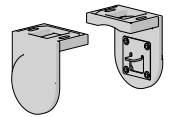
TYPE	1-1/8" Antique Bronze
CODE	SL15H01AB
PACK	25

COLOR. White (W), Vanilla (V), Gray (G), Brown (BR), Black (BK)

**RB09 OPULENCE ROUND BRACKET SET WITH COVERS**

-

CODE	RB09-0370-xx045
PACK	10

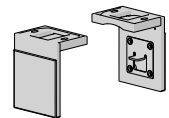


COLOR. Pure White (069), Black (050)  
 USE WITH. RB09/S45

**RB09 OPULENCE SQUARE BRACKET SET WITH COVERS**

-

CODE	RB09-0371-xx045
PACK	10



COLOR. Pure White (069), Black (050)  
 USE WITH. RB09/S45

**5V MOTOR CAP | 25/28MM MOTOR**

3a

TYPE	25/28mm Motors
CODE	MT03-0502-xx001
PACK	25



COLOR. Pure White (069), Black (050), Satin Nickel (034), Antique Bronze (079)  
 USE WITH. 25/28mm Motors, 35mm Motors, 45mm Motors

**12V MOTOR CAP | 35/45MM MOTOR**

3b

TYPE	35mm Motors	45mm Motors
CODE	MTCAP-35-xx	MTCAP-45-xx
PACK	25	25



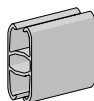
COLOR. White (W), Black (BK), Satin Nickel (SN), Antique Bronze (AB)  
 USE WITH. 35mm Motors, 45mm Motors

**FABRIC WRAP HEM BAR**


16 ft(4.9m) length

4

CODE	RB91-1236-xxx490	RB91-1236-020490	RB91-1236-xxx490*
PACK	10	10	10



COLOR. Pure White (069), Black (050), Anodized (020), Satin Nickel\*(034), Antique Bronze\* (079)  
 USE WITH. Skyline, Easy Spring Air, RB09/S45



**COLOR RANGE**



White    Natural    Black

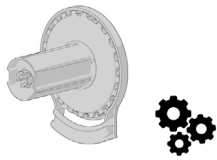
**TUBE COMPATIBILITY**

1", 1-1/8", 1-1/4", 1-1/2", 2", 2-1/2", and 3-1/4" tubes

**PRODUCT OPTIONS**

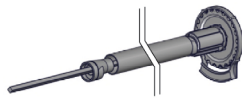
**GALAXY R-SERIES**

p1e



**SPRING ASSIST FOR LIFTING**

p1g



**AUTOMATE™ MOTORIZATION**

p117



**CHAIN SHIELD**


p48



**SYSTEM UPGRADES**


**CASSETTE**  
Round cover

p54




**R-SERIES FASCIA**  
Square cover

p41



**CONTRACT POCKET**  
Enclosed square cover

p73



**CONTRACT SIDE CHANNELS**  
For light blackout


p75



**R8 CLUTCH**

(\*\* for 1-1/4" & 1-1/2" Only)  
 (\* For 1-1/8", 1-1/4" & 1-1/2" Only)

Exterior clutches available in all colors by special order.



1a

TYPE	1" Natural	1" Colors Below
CODE	R8C02	R8C02xx
PACK	25	25

TYPE	1-1/8" Natural	1-1/8" Colors Below	1-1/8" Exterior Colors
CODE	R8C01	R8C01xx	R8C01xxEXT
PACK	25	25	25

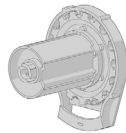
TYPE	1-1/4" Natural	1-1/4" Colors Below
CODE	R8C03	R8C03xx
PACK	25	25

TYPE	1-1/2" Natural	1-1/2" Colors Below	1-1/2" Exterior Colors
CODE	R8C14	R8C14xx	R8C14xxEXT
PACK	25	25	25

COLOR. White (W), Black (BK), Natural Exterior\* (EXT), Black Exterior\* (BKEXT)

**R16 CLUTCH 1-1/2"**

Exterior clutches available in all colors by special order.



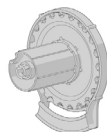
1b

TYPE	Natural	Colors Ref Below	Exterior Colors
CODE	R16C53	R16C53xx	R16C53xxEXT
PACK	25	25	25

COLOR. White (W), Black (BK), Natural Exterior (EXT)

**R24 CLUTCH 1-1/2"**

Exterior clutches available in all colors by special order.



1c

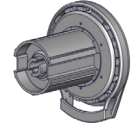
TYPE	Natural	Colors Ref Below	Exterior Colors
CODE	R24C53	R24C53xx	R24C53xxEXT
PACK	25	25	25

COLOR. White (W), Black (BK), Natural Exterior (EXT)

**G400 GALAXY SKYLINE GEARED CLUTCH**

1d

CODE	RGALxx
PACK	25



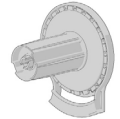
COLOR. White (W), Black (BK)

**G400 GALAXY R-SERIES GEARED CLUTCH**

1e

Exterior clutches available in all colors by special order.

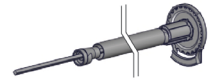
CODE	RGAL400xx	RGAL400xxEXT
PACK	25	25



COLOR. White (W), Black (BK)

**R24 SPRING ASSIST**

1f




TYPE	36" Left	36" Right
CODE	SA24L36xx	SA24R36xx
PACK	6	6

TYPE	45" Left	45" Right
CODE	SA24L45xx	SA24R45xx
PACK	6	6

COLOR. Vanilla (V), Black (BK)

**G200 GALAXY R-SERIES GEARED SPRING ASSIST**

1g




TYPE	36"   Left
CODE	RGALSA36LBK
PACK	6

TYPE	36"   Right	45"   Left	45"   Right
CODE	RGALSA36Rxx	RGALSA45Lxx	RGALSA45Rxx
PACK	6	6	6

COLOR. Black (BK), White (W)

**G400 GALAXY R-SERIES GEARED SPRING ASSIST**

1h



TYPE	36"   Left
CODE	RGAL400SA36Lxx
PACK	6

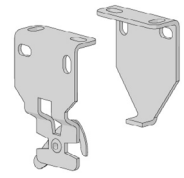
TYPE	36"   Right	45"   Left	45"   Right
CODE	RGAL400SA36Rxx	RGAL400SA45Lxx	RGAL400SA45Rxx
PACK	6	6	6

COLOR. Black (BK), White (W)

**R3 - R8 BRACKET SET**

3a

Compatible with Automate™ Motors up to 3Nm

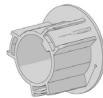


TYPE	1-1/2" Projection	2" Projection	2-7/8" Projection
CODE	RB360xx	RB380xx	RB390xx
PACK	25	25	25

COLOR. Zinc, White (W), Black (BK)

**ADAPTERS**

2a



TYPE	2" Natural	2" Black	2" Satin Nickel
CODE	RA2	RA25BK	RA2SN
PACK	50	10	50

TYPE	2" Antique Bronze	2-1/2" & 3-1/4" Natural	2-1/2" & 3-1/4" Black
CODE	RA2AB	RA25	RA25BK
PACK	50	10	10

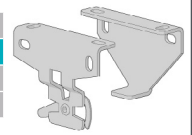
COLOR. Natural, Black (BK), Satin Nickel (SN), Antique Bronze (AB)

**R16 BRACKET SET**

3b

1-1/2" Projection

TYPE	1-1/2" Zinc	1-1/2" Colors Below
CODE	RB560	RB560xx
PACK	25	25

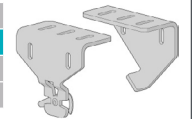


COLOR. White (W), Black (BK)

**HEAVY DUTY BRACKET SET**

3c

TYPE	Plated	Colors Below
CODE	RBGAL	RBGALxx
PACK	25	25




COLOR. White (W), Black (BK)

**R-SERIES PIN END**

(\* Only Available in natural & black)

2b



TYPE	1"	1-1/8" *
CODE	REPO2xx	REP01xx
PACK	25	25

TYPE	1-1/4"	1-1/2"
CODE	REPO3xx	REP53xx
PACK	25	25

COLOR. Natural, White (W), Black (BK)

**R16-24 BRACKET SET**

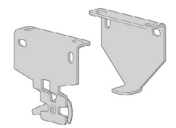
3d

2" & 2-7/8" Projection

TYPE	2" Zinc	2" Zinc Exterior
CODE	RB580	RB580EXT
PACK	25	25

TYPE	2" Colors Below	2-7/8" Zinc
CODE	RB580xx	RB590
PACK	25	50

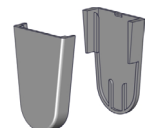
COLOR. White (W), Black (BK)



**R3 - R8 BRACKET COVER SET**

4

TYPE	For 1-1/2" Bracket	For 2" Bracket
CODE	RBPC360xx	RBPC380xx
PACK	25	25

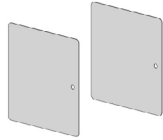


COLOR. White (W), Black (BK)

**R-SERIES FASCIA FACE PLATE**

5a

TYPE	3" Colors Below
CODE	RB561FPxx
PACK	50

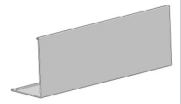


COLOR. White (W), Vanilla (V), Gray (G), Bronze (BZ), Black (BK)

**R-SERIES | SQUARE FASCIA**

4" x 16 ft.

TYPE	Anodized	Colors Below
CODE	RFP4A16	RFP4xx16
PACK	10	10

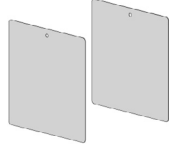


COLOR. White (W), Vanilla (V), Gray (G), Bronze (BZ), Black (BK)  
USE WITH. 4" R-Series Fascia

**R-SERIES FASCIA FACE PLATE PAIR**

5b

TYPE	4" Colors Below
CODE	RB581FPxx
PACK	50



COLOR. White (W), Vanilla (V), Gray (G), Bronze (BZ), Black (BK)

**COMBO HEAD SCREW**

Screw 6 x 5/8"

TYPE	Combo Head
CODE	SC6625C500
PACK	500




COLOR. Zinc

**R8 FASCIA BRACKET SET**

Compatible with Automate™ motors up to 3Nm

TYPE	4" Colors Below
CODE	RB581RTNM3xx
PACK	25



COLOR. White (W), Vanilla (V), Gray (G), Bronze (BZ), Black (BK)

**HEX SLOTTED SCREW**

Screw 6 x 3/4"

TYPE	Hex Slotted
CODE	SC6750H500
PACK	500




COLOR. Zinc

**R8 FASCIA BRACKET SET**

Compatible with Automate™ motors up to 3Nm


TYPE	3" Colors Below
CODE	RB362RTNxx
PACK	50



COLOR. White (W), Vanilla (V), Gray (G), Bronze (BZ), Black (BK)  
USE WITH. 3" R-Series Fascia

**R16 FASCIA BRACKET SET**

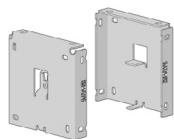
TYPE	3" Colors Below
CODE	RB561RTNxx
PACK	50



COLOR. White (W), Vanilla (V), Gray (G), Bronze (BZ), Black (BK)  
USE WITH. 3" R-Series Fascia

**R16-R24 FASCIA BRACKET SET**

TYPE	4" Colors Below
CODE	RB581RTNxx
PACK	25



COLOR. White (W), Vanilla (V), Gray (G), Bronze (BZ), Black (BK)

**R-SERIES | SQUARE FASCIA**

3" x 16 ft.


TYPE	Anodized	Colors Below
CODE	RFP3A16	RFP3xx16
PACK	10	10



COLOR. White (W), Vanilla (V), Bronze (BZ), Black (BK)  
USE WITH. 3" R-Series Fascia

**ALUMINUM TUBE 1"**

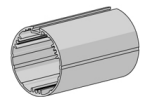
TYPE	1" x 12 ft. Taped
CODE	RTEA1T12
PACK	15



COLOR. Mill

**ALUMINUM TUBE 2-1/2"**


TYPE	2-1/2" x 16 ft. No Tape	2-1/2" x 16 ft. Taped
CODE	RTEA6U16	RTEA6T16
PACK	4	4



COLOR. Mill

**ALUMINUM TUBE 1-1/8"**

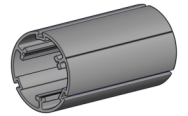
TYPE	1-1/8" x 16 ft. Taped
CODE	RTEA2T16
PACK	14



COLOR. Mill

**ALUMINUM TUBE 3-1/4"**


TYPE	3-1/4" x 16 ft. Taped
CODE	RTEA7T16
PACK	2



COLOR. Mill

**ALUMINUM TUBE 1-1/4"**

TYPE	1-1/4" x 12 ft. Taped	1-1/4" x 16 ft. Taped
CODE	RTEA3T12	RTEA3T16
PACK	10	10




COLOR. Mill

**T-SPLINE ALUMINUM TUBE | S45 - LIGHT**

O.D 43.0mm x 16 ft. (4.87m)

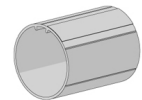
TYPE	With D/S Tape	No Tape
CODE	RB93-6443-000490	RB93-0443-000490
PACK	10	10



COLOR. Mill (000)  
USE WITH. RB09 Chainwinder, Small Crank Gear, Easy-Lock Auto Idler S45, T-Spline

**ALUMINUM TUBE 1-1/2"**

TYPE	1-1/2" x 12 ft. Taped	1-1/2" x 16 ft. Taped
CODE	RTEA4T12	RTEA4T16
PACK	8	8

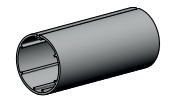


COLOR. Mill

**T-SPLINE ALUMINUM TUBE | S45 - STANDARD**

O.D 44.0mm x 16 ft. (4.87m)

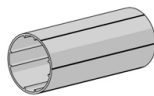
TYPE	With D/S Tape	No Tape
CODE	RB93-6444-000490	RB93-0444-000490
PACK	10	10



COLOR. Mill (000)  
USE WITH. RB09 Chainwinder, Small Crank Gear, Easy-Lock Auto Idler S45, T-Spline

**ALUMINUM TUBE 2"**

TYPE	2" x 12 ft. No Tape	2" x 12 ft. Taped	2" x 14 ft. No Tape
CODE	RTEA5U12	RTEA5T12	RTEASW5U14
PACK	4	4	4
TYPE	2" x 14 ft. Taped	2" x 16 ft. No Tape	2" x 16 ft. Taped
CODE	RTEASW5T14	RTEA5U16	RTEA5T16
PACK	4	4	4

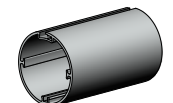


COLOR. Mill

**ALUMINUM TUBE | S60**

O.D. 60mm x 16ft. (4.87m)

TYPE	No Tape	with D/S Tape
CODE	RB91-0260-000490	RB91-6260-000490
PACK	4	4

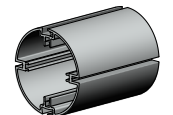


COLOR. Mill (000)  
USE WITH. M50 Tubular Motors, Spline - Flat 9mm

**ALUMINUM TUBE | S60 | 80 HEAVY DUTY**

O.D 80mm x 16ft. (4.87m)

TYPE	16ft. (4.87m)
CODE	RB91-0280-000490
PACK	2



COLOR. Mill (000)  
USE WITH. M50 Tubular Motors, Spline - Flat 9mm

**MULTI-PURPOSE DOUBLE SIDED TUBE TAPE**

36 yd Roll  
 (\*Price not subject to group discount)

TYPE	1/2"   Under 2-1/2" Tube	1"   Over 2-1/2" Tube
CODE	TAPE36	TAPE361
PACK	1	1

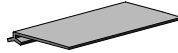


USE WITH. Aluminum tubes, Flat Spline

**S45 TUBES | T-SPLINE**

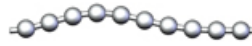
200m (656 ft.) Roll

CODE	RB92-0404-311215
PACK	1



COLOR: Light Grey (311)  
 USE WITH. S45 Tubes

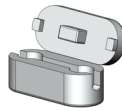
**#10 METAL BEAD CHAIN**  
500 ft.



CODE	RBC45AB	RBC45M	RBC45MSS
PACK	1	1	1

COLOR. Antique Brown or Brass (AB), Nickel over Steel (M), Stainless Steel (SS)

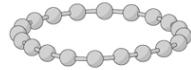
**PLASTIC CHAIN CONNECTOR**



CODE	RCPxx
PACK	100

COLOR. Black (BK), Brown (BR), Clear (C), Gray (G), Vanilla (V), White (W)

**#10 METAL BEAD CHAIN LOOP**  
Nickel over Steel

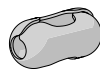


TYPE	3 ft.	4 ft.	5 ft.
CODE	RBC03M	RBC04M	RBC05M
PACK	10	10	10

TYPE	6 ft.
CODE	RBC06M
PACK	10

COLOR. Nickel over Steel (M)

**CRIMP CONNECTOR | METAL CHAIN**



TYPE	Nickel Over Steel	Stainless Steel	Colors
CODE	VA01-1522-024000	VA01-1522-010000	VA01-1522-xxx000
PACK	100	100	100

COLOR. Antique Bronze (476), Brass (043), Black (050)

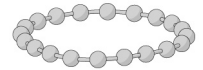
**5/16" OPEN METAL STOP BALL**



CODE	RCMSB	RCMSBxx
PACK	100	100

COLOR. Nickel Plated Brass (B), Antique Brown (AB)

**CHAIN LOOP | #10 | STAINLESS STEEL**



TYPE	Chain Loop 1 ft. #10
CODE	VA01-1405-010025
PACK	10

TYPE	Chain Loop 2 ft. #10	Chain Loop 3 ft. #10	Chain Loop 4 ft. #10
CODE	VA01-1405-010050	VA01-1405-010075	VA01-1405-010100
PACK	10	10	10

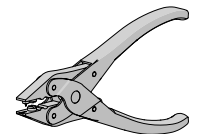
TYPE	Chain Loop 5 ft. #10	Chain Loop 6 ft. #10	Chain Loop 7 ft. #10
CODE	VA01-1405-010125	VA01-1405-010150	VA01-1405-010175
PACK	10	10	10

TYPE	Chain Loop 8 ft. #10	Chain Loop 9 ft. #10	Chain Loop 10 ft. #10
CODE	VA01-1405-010200	VA01-1405-010225	VA01-1405-010250
PACK	10	10	10

TYPE	Chain Loop 11 ft. #10	Chain Loop 12 ft. #10
CODE	VA01-1405-010275	VA01-1405-010300
PACK	10	10

COLOR. Stainless Steel (010)

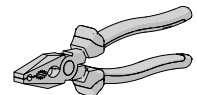
**COMBINATION PLIERS/CRIMPING #10 METAL BEAD CHAIN**



CODE	TM10-0291-000045
PACK	1

COLOR. Cast Steel (000)

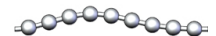
**CHAIN CUTTING/CRIMPING PILERS**  
#10 Metal Bead Chain



CODE	TM10-0292-000045
PACK	1

COLOR. Cast Steel (000)

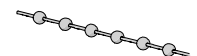
**6MM PITCH PLASTIC CHAIN**



TYPE	820 ft.
CODE	RBC6MMx
PACK	1

COLOR. White (W), Vanilla (V), Gray (G), Clear (C), Brown (BR), Black (BK)

**12MM PITCH PLASTIC CHAIN**



TYPE	820 ft.
CODE	RBC8xx
PACK	1

COLOR. White (W), Vanilla (V), Black (BK)

**PLASTIC CHAIN STOP BALL**

TYPE	Clear	Clear with Shoulder
CODE	RCPSBC	RCPSB
PACK	500	500



COLOR. Clear

**6MM PLASTIC CHAIN LOOP**

TYPE	2 ft. (0.62m)
CODE	RBC02P6xx
PACK	10



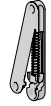
TYPE	3 ft. (0.92m)	4 ft. (1.23m)	5 ft. (1.54m)
CODE	RBC03P6xx	RBC04P6xx	RBC05P6xx
PACK	10	10	10

TYPE	6 ft. (1.85m)	7 ft. (2.15m)	8 ft. (2.44m)
CODE	RBC06P6xx	RBC07P6xx	RBC08P6xx
PACK	10	10	10

COLOR. White (W), Vanilla (V), Black (BK)

**FLEX CHAINHOLD**

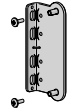
CODE	RB91-1361-xxx000
PACK	200



COLOR. Frosted Clear (004), Black (050), Pure White (069)

**FLEX CHAINHOLD OUTSIDE MOUNTING KIT | FROSTED CLR**

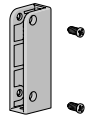
CODE	RB91-1363-004000
PACK	200



COLOR. Frosted Clear (004)  
USE WITH. FLEX Chainhold

**FLEX CHAINHOLD FLOOR MOUNT KIT | FROSTED CLEAR**

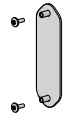
TYPE	Screw-down
CODE	RB91-1364-004000
PACK	200



COLOR. Frosted Clear (004)  
USE WITH. FLEX Chainhold

**FLEX CHAINHOLD ADHESIVE BRACKET KIT | FROSTED CLR**

CODE	RB91-1366-004000
PACK	200



COLOR. Frosted Clear (004)  
USE WITH. FLEX Chainhold

**FLEX CORDHOLD**

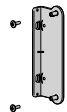
CODE	RB91-1362-xxx000
PACK	200



COLOR. Frosted Clear (004), Black (050), Pure White (069)

**FLEX CORDHOLD OUTSIDE MOUNTING KIT | FROSTED CLR**

CODE	RB91-1365-004000
PACK	200



COLOR. Frosted Clear (004)  
USE WITH. FLEX Cordhold

**FLEX CHAINHOLD & CORDHOLD | TENSION SPACER**

CODE	RB91-1399-503001
PACK	50



COLOR. Orange (503)  
USE WITH. Flex Chainhold, Flex Cordhold

**CHAINHOLD COVER**

CODE	RB91-1336-xxx000
PACK	200



COLOR. Clear (001), Black (050), White (075), Gray (331), Vanilla (414)  
 USE WITH. Chainhold base assembly

**BOTTOM RAIL TD LABEL 5.1.1 (2022), ROLL OF 250**

TYPE	Child Safety Label
CODE	HD91-0122-000001
PACK	250



**CHAINHOLD BASE ASSEMBLY**

CODE	RB91-1337-xxx000
PACK	200



COLOR. Clear (001), Black (050), White (075), Gray (331), Vanilla (414)  
 USE WITH. Chainhold Cover

**BOTTOM RAIL TD LBL 5.1.2 (2022), ROLL OF 250, LONG**

TYPE	Child Safety Label
CODE	HD91-0122-000002
PACK	250



**CHAINHOLD KIT**  
 Brackets & screws

TYPE	Chainhold Mounting Kit Clear
CODE	RB91-1338-001110
PACK	200



COLOR. Clear (001)

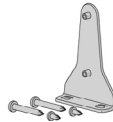
**BOTTOM RAIL CL LABEL 5.1.1 (2022), ROLL OF 250**

TYPE	Child Safety Label
CODE	HD91-0121-000001
PACK	250



**CHAINHOLD FLOOR FIX KIT**  
 Brackets & screws

TYPE	Chainhold Mounting Kit Clear
CODE	RB91-1338-001210
PACK	200



COLOR. Clear (001)

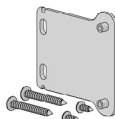
**BOTTOM RAIL CL LBL 5.1.2 (2022), ROLL OF 250, LONG**

TYPE	Child Safety Label
CODE	HD91-0121-000004
PACK	250



**CHAINHOLD SIDE FIX KIT**

TYPE	Chainhold Mounting Kit Clear
CODE	RB91-1338-001310
PACK	200



COLOR. Clear (001)

**CHAINHOLD INSTRUCTIONS BK110 (200PCS)**

CODE	MK04-INST-133101
PACK	200



USE WITH. Chainhold Kit


**SINGLE RETRACTABLE CORD LIFT TAG 5.2.2 (2022)**

TYPE	Child Safety Tag
CODE	HD91-0123-000001
PACK	100



**CHAINHOLD INSTRUCTIONS BK110-210-310 (200PCS)**


CODE	MK04-INST-133102
PACK	200



USE WITH. Chainhold Kit, Chainhold Floor Kit, Chainhold Side Fix Kit

**TENSION DEVICE TAG 5.2.1 (2022)**

TYPE	Child Safety Tag
CODE	HD91-0106-000001
PACK	100



**CHAIN SHIELD**

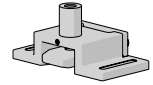
12 ft.



CODE	RB91-1346-001370
PACK	20

COLOR. Clear (001)

**CHAIN SHIELD DRILL GUIDE JIG**



CODE	TM91-1346-000001
PACK	2

**CHAIN SHIELD PRE DRILLED HOLES - CLEAR**



TYPE	8"	20"	32"
CODE	RB91-1346-001020	RB91-1346-001051	RB91-1346-001081
PACK	10	10	10

TYPE	44"
CODE	RB91-1346-001112
PACK	10

COLOR. Clear (001)

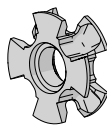
**CHAIN SHIELD FUNNEL - CLEAR**



CODE	RB91-1346-001001
PACK	50

COLOR. Clear (001)

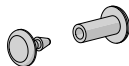
**CHAIN SHIELD WHEEL - NATURAL**



CODE	RB91-1346-060002
PACK	25

COLOR. Natural (060)

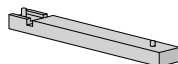
**CHAIN SHIELD BINDING POST SET - CLEAR**



CODE	RB91-1346-001003
PACK	25

COLOR. Clear (001)

**CHAIN SHIELD SPACING JIG**

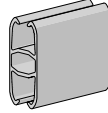


CODE	TM91-1346-000002
PACK	1

**FABRIC WRAP HEM BAR**

16 ft. (4.9m) length

CODE	RB91-1236-xxx490	RB91-1236-020490	RB91-1236-xxx490*
PACK	10	10	10



COLOR. Pure White (069), Black (050), Anodized (020), Vanilla (414), Satin Nickel\*(034), Antique Bronze\* (079), Chrome\* (027), Brass\* (043)

**SMOOTH ROUND SPLINE**

3.0mm x 820 ft. (250 Lm) Roll

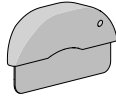
CODE	SS91-5330-001250
PACK	1



COLOR. Clear (001)

**HEM BAR FABRIC CREASE TOOL**

CODE	RB92-2001-000000
PACK	1



**OVAL BALLAST**

0.2" x 0.3" x 10 ft. Length

CODE	VB05-0301-025300
PACK	40



COLOR. Zinc (025)

**FABRIC WRAP HEM BAR END CAP**

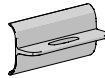
CODE.	RB91-2136-xxx001	RB91-2136-xxx001*
PACK	100	100



COLOR. Pure White (069), Black (050), Silver Gray (338), Vanilla (414), Satin Nickel\*(034), Antique Bronze\* (079), Chrome\* (027), Brass\* (043)

**FABRIC WRAP HEM BAR HANDLE**

CODE	RB91-2336-001000
PACK	50



COLOR. Clear (001)

**FABRIC WRAP HEM BAR | PULL HANDLE**

Extendable from 2-to-4 ft.

CODE	RB91-2536-069000
PACK	50



COLOR. Pure White (069)

**9MM ACM FLAT SPLINE**

CODE	RB92-0902-001075
PACK	1



COLOR. Clear (001)

**SMOOTH ROUND SPLINE**

5.0mm x 820 ft. (250 Lm) Roll

CODE	SS91-5350-069000
PACK	1




COLOR. Pure White (069)

**EXTERNAL HEM BAR**

18mm x 23.1mm x 16ft (4.87m) Piece

TYPE	Anodized	Colors refer below
CODE	HB16A	HB16xx
PACK	10	10



COLOR. Black (BK), Brown (BR), Vanilla (V), White (W)

**D30 BOTTOM RAIL | HANDLE**

CODE	RB91-2332-001000
PACK	25



COLOR. Clear (001)  
USE WITH. D30 Bottom Rail

**EXTERNAL HEM BAR END CAP WITH SCREW**

CODE	HBECxx
PACK	100



COLOR. White (W), Vanilla (V), Gray (G), Brown (BR), Black (BK)

**15MM ACM FLAT SPLINE**

328ft. (100m) Roll

TYPE	No Tape
CODE	RB92-1501-001100
PACK	1



COLOR. Clear (001)  
USE WITH. Aluminum Tube S100

**HEM BAR INSERT**

TYPE	Insert Hem Bar 300 ft.
CODE	HBIS
PACK	1



**15MM ACM FLAT SPLINE**

Double Sided MP-HR TAPE · 246ft (75 m) Roll

TYPE	One Side	Two Sides
CODE	RB92-1502-001075	RB92-1503-001075
PACK	1	1

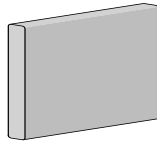


COLOR. Clear (001)  
USE WITH. Round, F4115 Flat Heavy Duty & D30 Bottom Rail

**SLAT HEM BAR**

16 ft. (4.9m) Length

CODE	SB06-1305-000490
PACK	10



COLOR. Mill (000)

**BUBBLE SEAL SMALL**

5mm x 328ft. (100m) Roll

CODE	SB91-0005-001100
PACK	100



COLOR. Clear (001)  
USE WITH. D30 Bottom Rail

**INTERNAL HEM BAR**

16 ft. (4.9m) Length

CODE	RCBIHB16
PACK	10



COLOR. Mill (000)

**D30 FABRIC FEEDING FUNNEL**

LH & RH

CODE	RB91-7030-393000
PACK	1

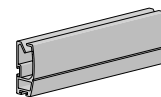


COLOR. Blue (393)  
USE WITH. D30 Bottom Rail

**D30 BOTTOM RAIL**

14.0mm x 31.0mm x 16ft (4.87m) Piece

TYPE	Anodized	Colors - refer below
CODE	RB91-1232-020490	RB91-1232-xxx490
PACK	10	10

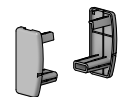


COLOR. Black (050), Pure White (069), Bronze (080) and Vanilla (414)  
USE WITH. Spline - Flat 15mm, D30 End Cap

**D30 BOTTOM RAIL END CAP**

LH & RH

CODE	RB91-2131-xxx002
PACK	50



COLOR. Black (050), Pure White (069), Gray (338)  
USE WITH. D30 Bottom Rail

**OVAL BALLAST**

0.2" x 0.3" x 10 ft. Length

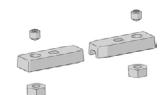
CODE	VB05-0301-025300
PACK	40



COLOR. Zinc (025)

**BOTTOM UP CORD GUIDE KIT**

CODE	RB91-2239-050001
PACK	10

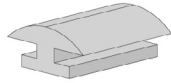


COLOR. Black (050)  
USE WITH. Bottom Up Rail

**BOTTOM UP RAIL SEAL**

328ft. (100m) Roll

CODE.	SB91-0007-001100
PACK	1



COLOR. Clear (001)  
USE WITH. Bottom Up Rail

**9MM ACM FLAT SPLINE**

246ft. (75m) Roll | Double Sided

CODE	RB92-0903-001075
PACK	1



COLOR. Clear (001)  
USE WITH. Bottom Up Rail

**BOTTOM UP RAIL**

16ft. (4.87m) Piece

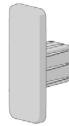
TYPE	Colors - refer below	
	Anodized	
CODE	RB91-1239-xxx490	RB91-1239-020490
PACK	6	6



COLOR. Black (050), White (075)  
USE WITH. Bottom Up Rail Seal, Flat Spline, End Caps, Cord Guide Kit

**BOTTOM UP RAIL END CAP**

CODE.	RB91-2139-xxx000
PACK	20

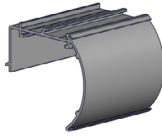


COLOR. Pure White (069), Black (050), Gray (338)  
USE WITH. Bottom Up Rail

**CASSETTE 80 HEADRAIL**

12 ft. (3.66m) Piece

CODE	CRVA	CRVxx
PACK	12	12



COLOR. Anodized (A), Black (BK), Bronze (BZ), Vanilla (V), White (W)

**CASSETTE 100 END CAP**

CODE	CREC100xx
PACK	50



COLOR. Anodized (A), Black (BK), Bronze (BZ), Vanilla (V), White (W)  
USE WITH. Cassette 100 Headrail

**CASSETTE 80 SKYLINE BRACKET**

TYPE	1"
CODE	CRUSLB
PACK	50

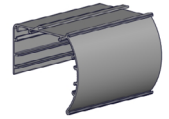


COLOR. Zinc

**CASSETTE 100 HEADRAIL**

16 ft. (4.87m) Piece

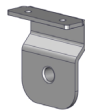
CODE	CRV100A	CRV100xx
PACK	6	6



COLOR. Black (BK), Bronze (BZ), Vanilla (V), White (W)

**CASSETTE 80 SKYLINE INTERMEDIATE BRACKET**

CODE	CRUSLBI
PACK	25



COLOR. Zinc

**CASSETTE 100 MOUNTING BRACKET**

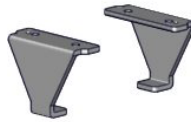
TYPE	Colors - refer below	Plated Exterior.
CODE	SB20-0202-xxx100	SB20-0202-031100
PACK	50	300



COLOR. Black (050), Bronze (472), Vanilla (414), White (075), Zinc (025)

**CASSETTE 80 R-SERIES BRACKET**

CODE	CRUBKT
PACK	25




COLOR. Zinc

**CASSETTE 100 | FABRIC TAPE INSERT**

500ft (152m) roll

CODE	SB20-0205-001000
PACK	1



COLOR. Clear (001)

**CASSETTE 80 R-SERIES INTERMEDIATE BRACKET**

TYPE	1-1/8"
CODE	CRIMBKT
PACK	25




COLOR. Zinc

**CASSETTE 120 HEADRAIL**

16 ft. (4.87m) Piece

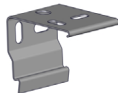
CODE	SB20-0304-020490	SB20-0304-xxx490
PACK	4	4



COLOR. Anodized (020) Black (050), Bronze (080), Vanilla (414), White (075)

**1-1/2" VERSARAIL & CASSETTE 80 | MOUNTING BRACKET**

CODE	VRBKT15
PACK	250



COLOR. Zinc

**CASSETTE 100 & 120 SKYLINE BRACKET**

TYPE	Standard	Exterior
CODE	CRUSLB660	CRUSLB660EXT
PACK	50	50



COLOR. Zinc

**CASSETTE 80 END CAP**

TYPE.	Cassette 80
CODE	CRECxx
PACK	50



COLOR. Gray (G), Black (BK), Bronze (BZ), Vanilla (V), White (W)  
USE WITH. Cassette 80 Headrail

**CASSETTE 120 END CAP**

CODE	SB20-0303-xxx120
PACK	10



COLOR. Gray (331), Black, (050) Bronze (089), Vanilla (414), White (075)  
USE WITH. Cassette 120 Headrail

**CASSETTE 100 & 120 SKYLINE INTERMEDIATE BRACKET**

CODE	CRUSLB660I
PACK	50



COLOR. Zinc

**LOCKING RETAINING SPEARS**

TYPE	SL5/SL10/SL15	SL20
CODE	RE0030420	RE0030520
PACK	25	25

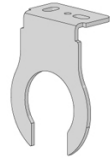


COLOR. Black

**MEDIUM SKYLINE LINK BRACKET**

Intermediate Ext.

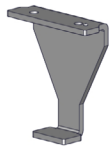
CODE	RB41-0321-xxx138
PACK	25



COLOR. Black (050), White (075)

**CASSETTE 100 & 120 R-SERIES BRACKET**

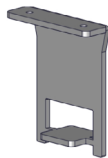
TYPE	R8   1-1/4"	R16   1-3/4"	R8   1-3/4"
CODE	CRUBKT53	CRUBKT53L	CRUBKT53L8
PACK	50	50	25



COLOR. Zinc

**CASSETTE 100 & 120 R-SERIES INTERMEDIATE BRACKET**

TYPE	R16   1-3/4"
CODE	CRIMBKT53L
PACK	25



COLOR. Zinc

**2" VERSARAIL & CASSETTE 120 | MOUNTING BRACKET**

TYPE	Plated	Exterior	Colors - refer below
CODE	V2BKT	V2BKTEXT	V2BKTxx
PACK	200	200	200



COLOR. Black (BK), Brown (BR), Vanilla (V), White (W)

**CASSETTE R-SERIES END PLUG**

TYPE	1- 1/8"   Natural	1-1/8"   Black	1"   Natural
CODE	CREP01	CREP01BK	CREP02
PACK	25	25	25
TYPE	1- 1/4"   Natural	1- 1/4"   Black	1- 1/2"   Vanilla
CODE	CREP03	CREP03BK	CREP53
PACK	25	25	25
TYPE	1- 1/2"   Black		
CODE	CREP53BK		
PACK	25		




COLOR. Natural, Black (BK), Vanilla

**EASY SPRING PLUS CASSETTE BRACKET**

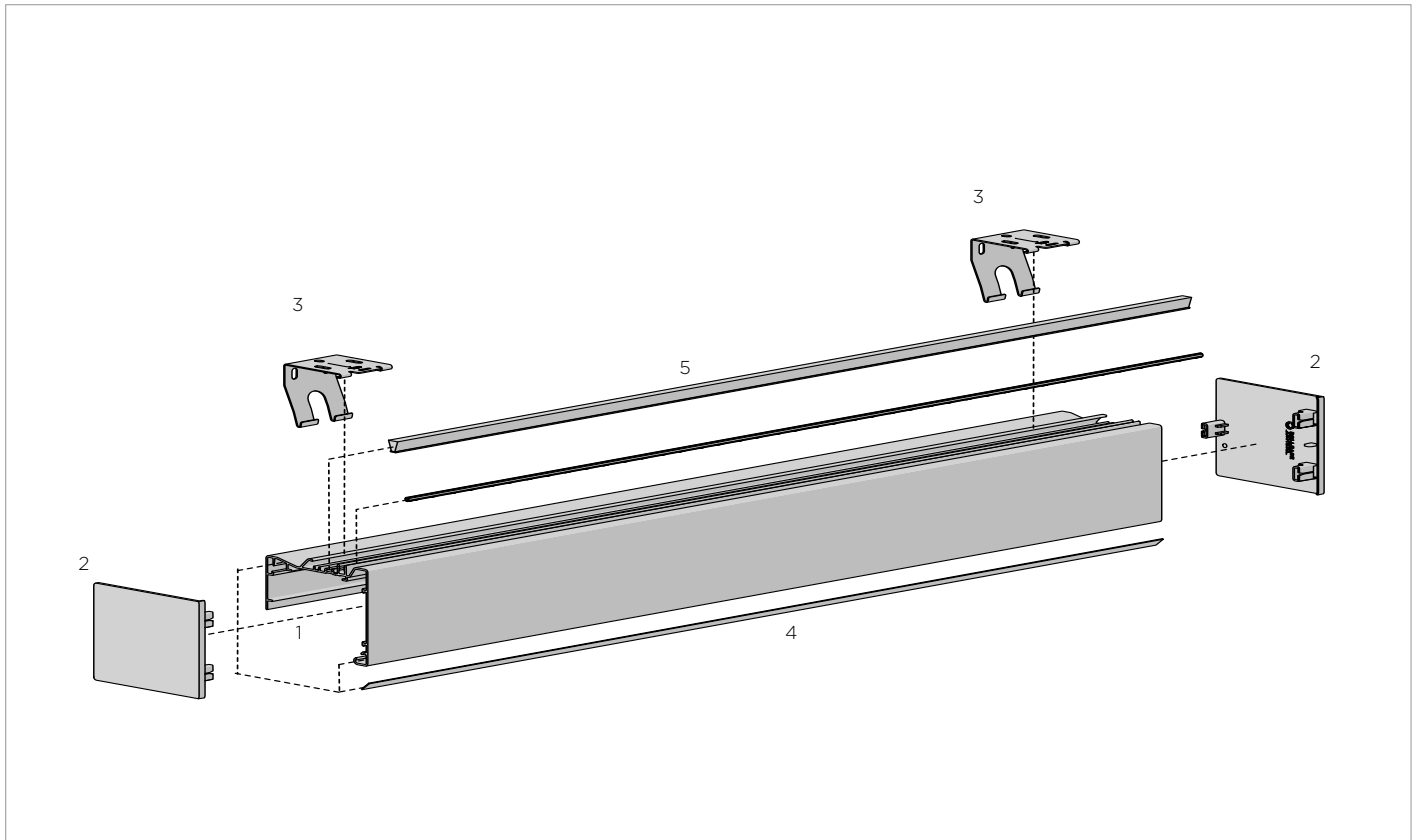
1-1/2" (38mm)

CODE	RE0084710
PACK	50




COLOR. White

**This page has been left blank intentionally**

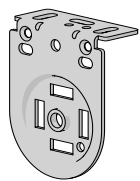


**COLOR RANGE**



**PRODUCT OPTIONS**

**LX BRACKETS**



**COMPATIBLE SYSTEMS**

**EASY SPRING**

p3



**RB09/SKYLINE CLUTCH SYSTEM**

p25



**RB05 CRANK GEAR SYSTEM**

p29




**AUTOMATE™ MOTORIZATION**

p117



**EASY-LINK**

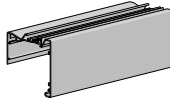
p19



**SQUARE CASSETTE 110 HEADRAIL**

1

TYPE	Colors - refer below	Anodized
CODE	SB20-0504-xxx490	SB20-0504-020490
PACK	4	4

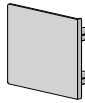


COLOR. Pure White (069), Black (050), Anodized (020), Bronze (080), Vanilla (414)

**SQUARE CASSETTE 110 END CAP**

2a

CODE	SB20-0503-xxx000
PACK	10



COLOR. Black (050), Bronze (080), Silver (338), Vanilla (414), Pure White (069)  
USE WITH. Square Cassette 110

**SQUARE CASSETTE 110 END CAP WITHOUT LIP**

2b

CODE	SB20-0503-xxx001
PACK	10



COLOR. Black (050), Bronze (080), Silver (338), Vanilla (414), Pure White (069)  
USE WITH. Square Cassette 110

**CASSETTE 100 MOUNTING BRACKET**

3

CODE	SB20-0202-xxx100
PACK	50



COLOR. Black (050), Bronze (472), Vanilla (414), White (075), Zinc (025)  
USE WITH. Square Cassette 110

**9MM ACM FLAT SPLINE**

4a




TYPE	Tape on one side	9mm Tape both sides	10mm Tape both sides
CODE	RB92-0902-001075	RB92-0903-001075	RB92-1003-001075
PACK	1	1	1

COLOR. Clear (001)  
USE WITH. Square Cassette 110

**RIBBED ROUND SPLINE**

4b

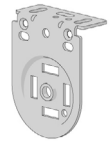


TYPE	3.7mm	4.1mm	4.6mm
CODE	SS91-5237-050500	SS91-5241-050500	SS91-5246-050300
PACK	500	500	300

COLOR. Black (050)  
USE WITH. Square Cassette 110

**LX SKYLINE BRACKET**

TYPE	40mm
CODE	SL01-0306-xxx040
PACK	50

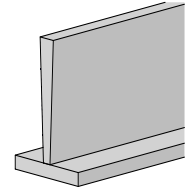


COLOR. Black (050), Silver Grey (338), Pure White (069)  
USE WITH. Square Cassette 110

**FABRIC BRUSH | T-SLOT FIT**

10mm High x 4.8mm Wide

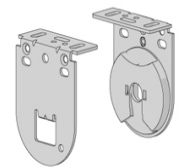
CODE	SB91-0012-050300
PACK	200



COLOR. Black (050)  
USE WITH. Square Cassette 110

**EASY-LOCK LX INSTALL BRACKET SET | S45**

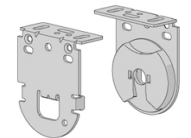
TYPE	S45
CODE	RB09-0352-xxx040
PACK	25



COLOR. Black (050), Silver Grey (338), Pure White (069)  
USE WITH. Square Cassette 110

**RB09 EASY-LOCK LX INSTALL BRACKET | S45**

CODE	RB40-9355-xxx040
PACK	25



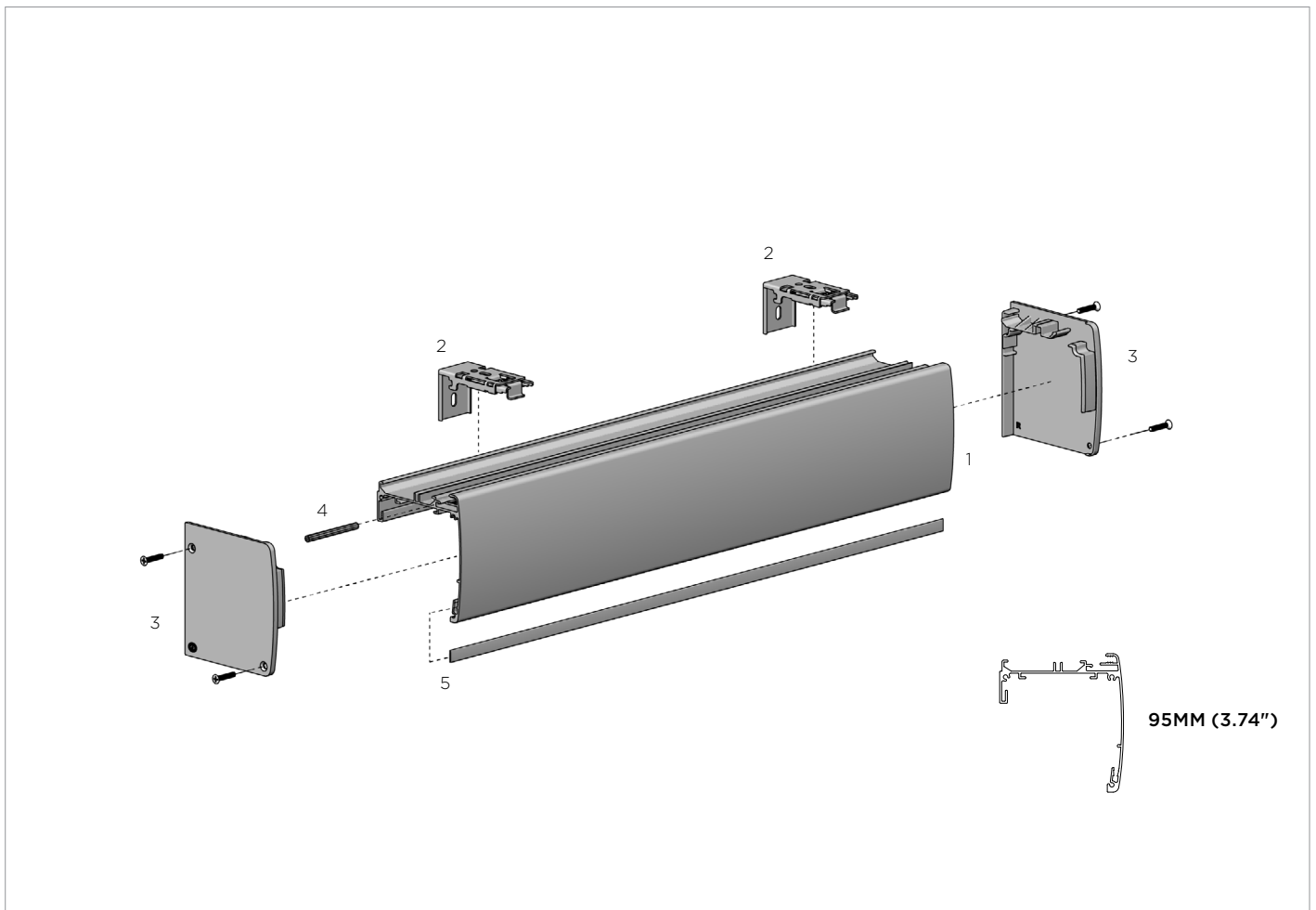
COLOR. Black (050), Silver Grey (338), Pure White (069)  
USE WITH. Square Cassette 110

**SCREW #6 X 3/8" HEX SLOTTED**


CODE	SC6375H25
PACK	25



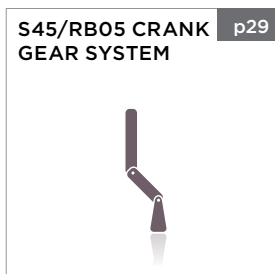
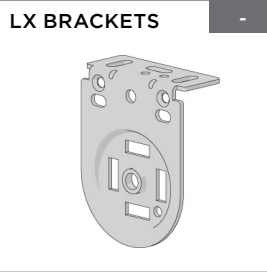
USE WITH. LX Brackets



**COLOR RANGE**



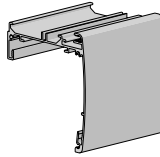
**PRODUCT OPTIONS**



**P95 SEMI CASSETTE**

16 ft. (4.87m) Piece

1



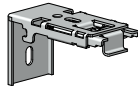
CODE	RB88-0150-xxx490
PACK	4

COLOR. Anodized (020), Black (050), Pure White (069), Bronze (080), Vanilla (414)  
 USE WITH. Pelmet 95 End Cap Set & Spring Loaded Bracket

**P95 SEMI CASSETTE | SPRING LOADED BRACKET**

Universal Fix

2a



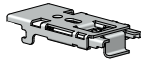
CODE	RB88-0122-025001
PACK	50

COLOR. Zinc (025)  
 USE WITH. Pelmet 95 Semi Cassette

**P95 SEMI CASSETTE | SPRING LOADED BRACKET**

Top/Ceiling Fix

2b

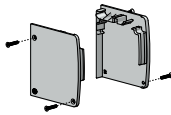


CODE	RB88-0121-025001
PACK	50

COLOR. Zinc (025)  
 USE WITH. Pelmet 95 Semi Cassette

**P95 SEMI CASSETTE - END CAP SET + FIX SCREWS**

3



CODE	RB88-0101-xxx001
PACK	10

COLOR. Gray (338), Black (050), Pure White (069), Bronze (089), Vanilla (414)  
 USE WITH. Pelmet 95 Semi Cassette

**RIBBED ROUND SPLINE**

4



TYPE	4.1mm x 300m Roll	4.6mm x 500m Roll
CODE	SS91-5241-050500	SS91-5246-050300
PACK	500	300

COLOR. Black (050)  
 USE WITH. Pelmet 95 Semi Cassette

**9MM ACM FLAT SPLINE - NO TAPE**

328ft. (100m) Roll

5a



TYPE	No Tape
CODE	RB92-0901-001100
PACK	1

COLOR. Clear (001)

**9MM ACM FLAT SPLINE**

5b



TYPE	Tape on one side	Tape on both sides
CODE	RB92-0902-001075	RB92-0902-001075
PACK	1	1

COLOR. Clear (001)

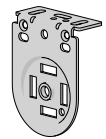
**LX SKYLINE BRACKET**

40mm & 55mm Projection

-

TYPE	40mm	55mm
CODE	SL01-0306-xxx040	SL01-0306-xxx055
PACK	50	50

COLOR. Zinc (025), Black (050), Pure White (069), Gray (338)  
 USE WITH. LX Bracket Cover



**P95 SEMI CASSETTE - END CAP SET + FIX SCREWS**

3

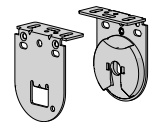
**EASY-LOCK LX INSTALL BRACKET SET | S45**

40mm & 55mm Projection

-

TYPE	40mm	55mm
CODE	RB09-0352-xxx040	RB09-0352-xxx055
PACK	25	25

COLOR. Black (050), Pure White (069), Gray (338)  
 USE WITH. RB09 Chainwinder & Extend Idler S45, Brkt Cover Caps



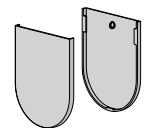
**LX BRACKET COVERS**

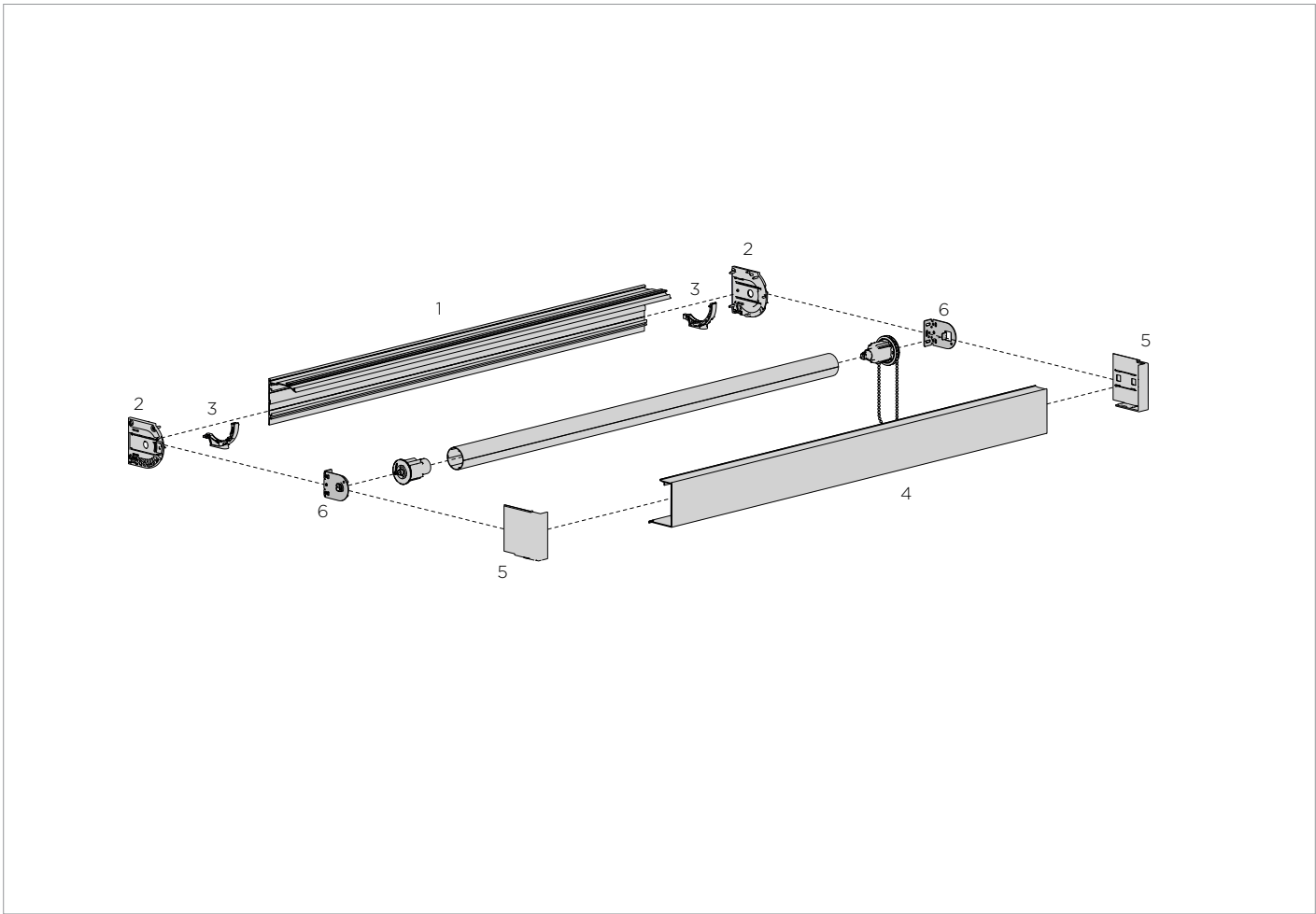
40mm & 55mm Projection

-


TYPE	40mm	55mm
CODE	RB08-4151-xxx040	RB08-4151-xxx055
PACK	25	25

COLOR. Black (050), Pure White (069), Gray (338)  
 USE WITH. LX Brackets






**COLOR RANGE**



**PRODUCT OPTIONS**


**SEMI-CASSETTE** p57

Use fascia bracket with square cover &



**MOUNTING BRACKETS** -

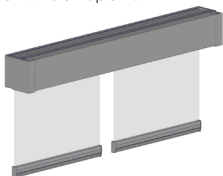
Ceiling or wall mount




**COMPATIBLE SYSTEMS**

**S45 EASY-LINK™ SYSTEM** p19

For wider spans



**CF90 EDGE LIGHT BLOCK** p63



**RB09/SKYLINE CLUTCH SYSTEM** p25



**AUTOMATE(TM) MOTORIZATION** p117



**EASY SPRING** p3

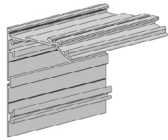


**CASSETTE 90 BACK**

16ft. (4.87m) Piece

1

TYPE	Anodized	Colors - refer below
CODE	RC01-0101-020490	RC01-0101-xxx490
PACK	4	4

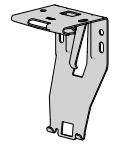


COLOR. Black (050), Pure White (069)  
 USE WITH. Cassette Square Cover & End Plate set

**CASSETTE 90 UNIVERSAL MOUNTING BRACKET**

-

CODE	RC03-1004-xxx090
PACK	50



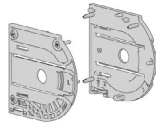
COLOR. Black (050), Pure White (069), Zinc (025)  
 USE WITH. Cassette 90 Back

**CASSETTE 90 END PLATE SET**

+ Screws

2

CODE	RC02-0101-338090
PACK	10



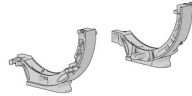
COLOR. Gray (338)  
 USE WITH. Cassette 90 Back

**CASSETTE 90 SQUARE CHAIN GUIDE**

LH & RH

3

CODE	RC02-0202-001090
PACK	10



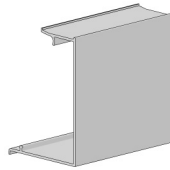
COLOR. Clear (001)  
 USE WITH. Cassette 90 Square Cover & End Plate set

**CASSETTE 90 SQUARE COVER**

16ft. (4.87m) Piece

4

TYPE	Anodized	Colors - refer below
CODE	RC01-0103-020490	RC01-0103-xxx490
PACK	4	4

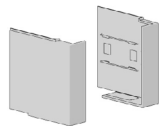


COLOR. Black (050), Pure White (069)  
 USE WITH. Cassette Square Cover & End Plate set

**CASSETTE 90 SQUARE COVER SET**

5

CODE	RC02-0103-xxx090
PACK	10



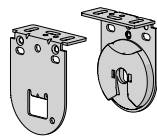
COLOR. Black (050), Pure White (069), Gray (338)  
 USE WITH. Cassette 90 Square Cover, End Plate set

**EASY-LOCK LX INSTALL BRACKET SET | S45**

40mm & 55mm Projection

6a

TYPE	40mm Projection	55mm Projection
CODE	RB09-0352-xxx040	RB09-0352-xxx055
PACK	25	25



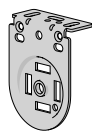
COLOR. Black (050), Pure White (069), Gray (338)  
 USE WITH. RB09 Chainwinder & Extend Idler S45, Brkt Cover Caps

**LX SKYLINE BRACKET**

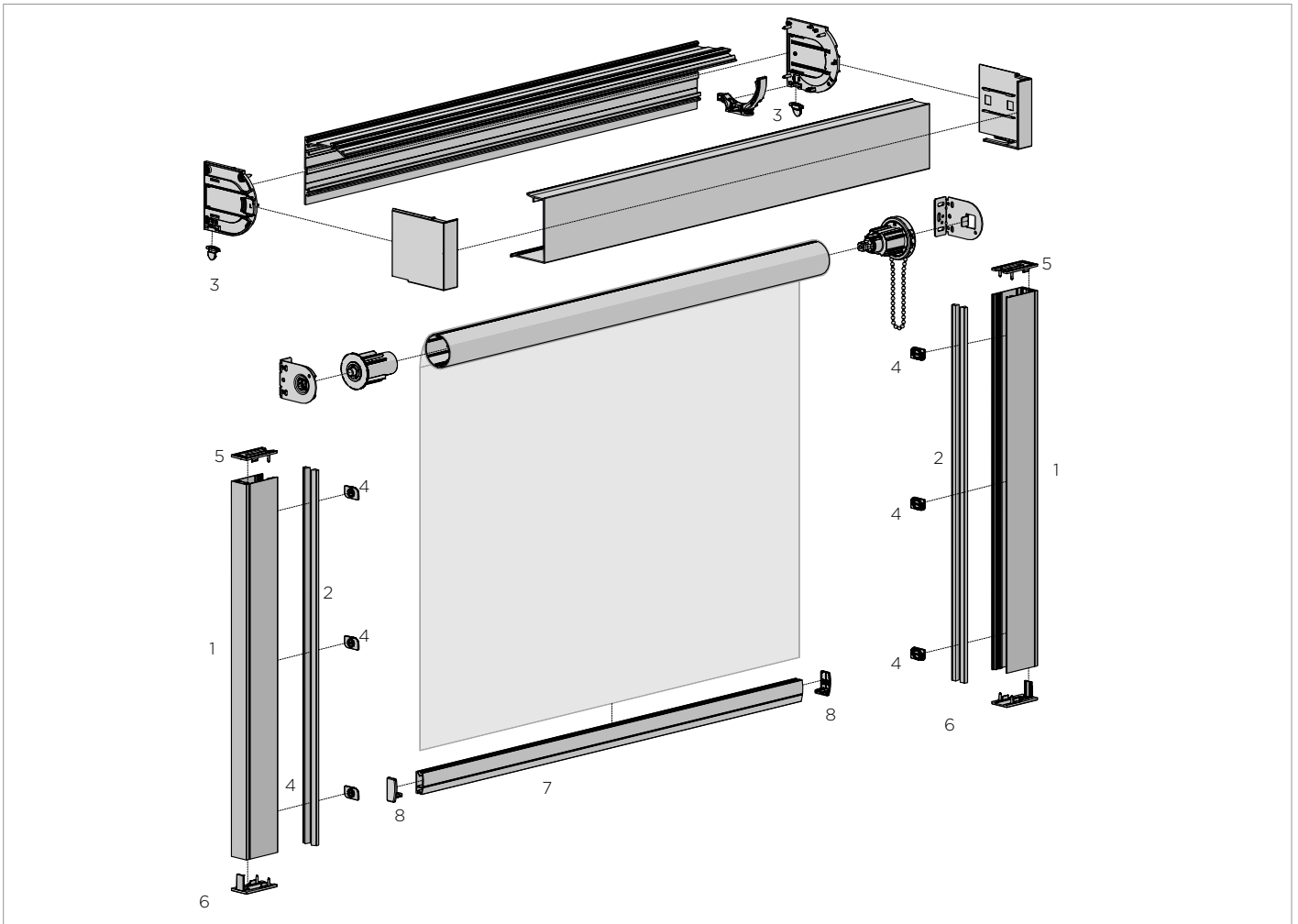
40mm Projection

6b


CODE	SL01-0306-xxx040
PACK	50



COLOR. Zinc (025), Black (050), Pure White (069), Gray (338)  
 USE WITH. LX Bracket Cover Caps




COLOR RANGE



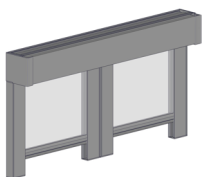
PRODUCT OPTIONS

**CF90 CASSETTE FASCIA SYSTEM** p61  
 Square semi-cassette



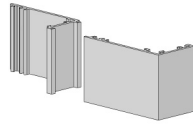
SYSTEM UPGRADES

**S45 EASY-LINK™ SYSTEM** p19  
 For wider spans



**EDGE LIGHT BLOCK | SIDE GUIDE**

2 Pc. set - Fixing and Cover Rails -16 ft. (4.87m)

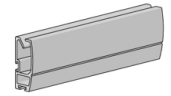


TYPE	Mill	Anodized	Colors - refer below
CODE	RC91-0101-000490	RC91-0101-020490	RC91-0101-xxx490
PACK	4	4	4

COLOR. Black (050), Pure White (069)  
USE WITH. Cassette 90, Side Guide Ear

**D30 BOTTOM RAIL**

14.0 x 31.0mm x 16 ft. (4.87m) Piece

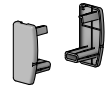


TYPE	Anodized	Colors - refer below
CODE	RB91-1232-020490	RB91-1232-xxx490
PACK	10	10

COLOR. Black (050), Pure White (069), Bronze (080), Vanilla (414)  
USE WITH. Spline - Flat 15mm, D30 End Cap

**D30 BOTTOM RAIL END CAP**

LH & RH

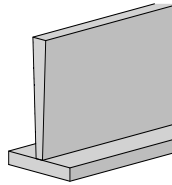


CODE	RB91-2131-xxx002
PACK	50

COLOR. Black (050), Pure White (069), Gray (338)  
USE WITH. D30 Bottom Rail

**FABRIC BRUSH T SLOT FIT**

0.28" High x 0.19" Wide | 383 Yd (350 Lm) Roll



CODE	AW91-1501-050000
PACK	350

COLOR. Black (050)  
USE WITH. Cassette Edge Side Guide

**15MM ACM FLAT SPLINE**

328ft (100m) Roll



TYPE	No Tape
CODE	RB92-1501-001100
PACK	1

COLOR. Clear (001)  
USE WITH. Aluminum Tube S100

**EDGE LIGHT BLOCK | SIDE GUIDE EAR**



CODE	RC91-0302-338000
PACK	100

COLOR. Gray (338)  
USE WITH. Cassette Edge Side Guide, Cassette 90 End Plate

**15MM ACM FLAT SPLINE**

Double Sided MP-HR TAPE · 246ft (75 m) Roll



TYPE	One Side	Two Sides
CODE	RB92-1502-001075	RB92-1503-001075
PACK	1	1

COLOR. Clear (001)  
USE WITH. Round, F4115 Flat Heavy Duty & D30 Bottom Rail

**SIDE GUIDE CAM LOCK**



CODE	RC91-0201-050000
PACK	200

COLOR. Black (050)  
USE WITH. Cassette Edge Side Guide

**BUBBLE SEAL SMALL**

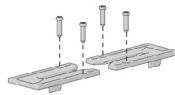
5mm x 328ft. (100m) Roll



CODE	SB91-0005-001100
PACK	100

COLOR. Clear (001)  
USE WITH. D30 Bottom Rail

**EDGE LIGHT BLOCK | SIDE GUIDE FUNNEL & SCREW SET**



CODE	RC91-1002-xxx000
PACK	10

COLOR. Black (050), Pure White (069), Gray (338)  
USE WITH. Cassette Edge Side Guide

**D30 FABRIC FEEDING FUNNEL**

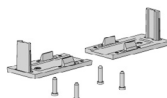
LH & RH



CODE	RB91-7030-393000
PACK	1

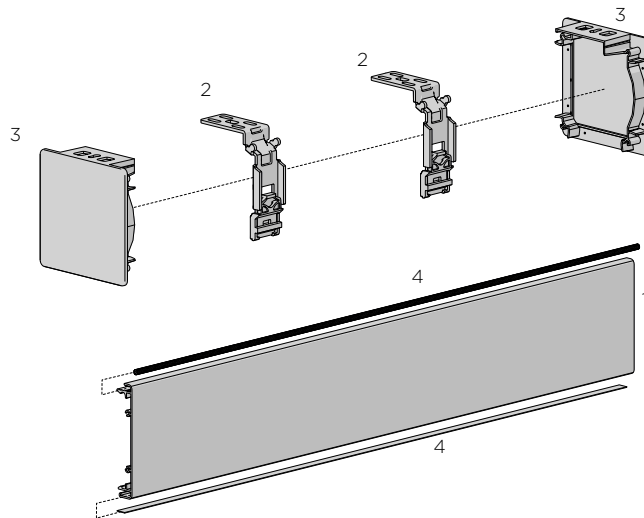
COLOR. Blue (393)  
USE WITH. D30 Bottom Rail

**EDGE LIGHT BLOCK | BOTTOM CAP + SCREWS**



CODE	RC91-1001-xxx000
PACK	10

COLOR. Black (050), Pure White (069), Gray (338)  
USE WITH. Cassette Edge Side Guide



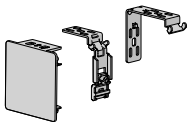
COLOR RANGE



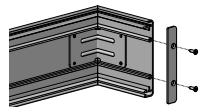
White Black

PRODUCT OPTIONS

**CENTER SUPPORT BRACKET** -  
(for additional support on wider width)




**CORNER RETURN SET** -  
(for additional side cover)



COMPATIBLE SYSTEMS

**S45/RB09/ SKYLINE CLUTCH SYSTEM** p25



**AUTOMATE(TM) MOTORIZATION** p17



**EASY SPRING** p3




**FRS100 VALANCE WITH SCREW OPTION**

1a

16 ft. Length

CODE	RB88-1011-xxx480
PACK	8

COLOR. Black (050), Pure White (069)  
 USE WITH. FRS100 - End Caps, Snap Lock Center Support Bracket, Center Support Brkt, End Plate Set & Brkt Set




**FRS120 VALANCE WITH SCREW OPTION**

1b

16 ft. Length

CODE	RB88-1211-xxx480
PACK	6

COLOR. Black (050), Pure White (069)  
 USE WITH. FRS120 - End Caps, Snap Lock Center Support Bracket, Center Support Brkt, End Plate Set & Brkt Set



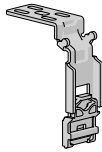
**FRS100 | SNAP-LOCK CENTER SUPPORT BRACKET**

2a

Top/ Ceiling Fix

CODE	RB88-1051-025100
PACK	25

COLOR. Zinc Plated (025)  
 USE WITH. Valance FRS100



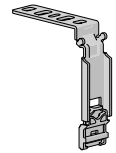
**FRS120 | SNAP-LOCK CENTER SUPPORT BRACKET**

2b

Top/Ceiling Fix

CODE	RB88-1251-025120
PACK	25

COLOR. Zinc Plated (025)  
 USE WITH. Valance FRS120



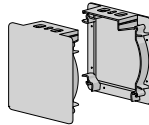
**FRS100 VALANCE END CAPS**

3a

LH & RH Set

CODE	RB88-1021-xxx100
PACK	10

COLOR. Black (050), Pure White (069), Gray (338)  
 USE WITH. Valance FRS100, Bracket - AX & VX



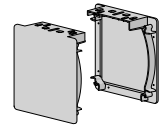
**FRS120 VALANCE END CAPS**

3b

LH & RH Set

CODE	RB88-1221-xxx120
PACK	4

COLOR. Black (050), Pure White (069), Grey (338)  
 USE WITH. Valance FRS120



**RIBBED ROUND SPLINE**

4a

300Lm Roll

CODE	SS91-5246-050300
PACK	300

COLOR. Black (050)  
 USE WITH. FRS100 & 120 Valance



**9MM ACM FLAT SPLINE**

4b

TYPE	One Side	Two Sides
CODE	RB92-0902-001075	RB92-0903-001075
PACK	1	1

COLOR. Clear (001)  
 USE WITH. FRS100 & 120 Valance

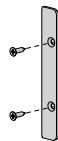


**FRS100 END PLATE SET + SCREWS**

-

CODE	RB88-2102-025100
PACK	10

COLOR. Zinc Plated (025)  
 USE WITH. Valance FRS100, Panel Glide & Vertical Systems , Corner Bracket Set

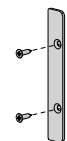


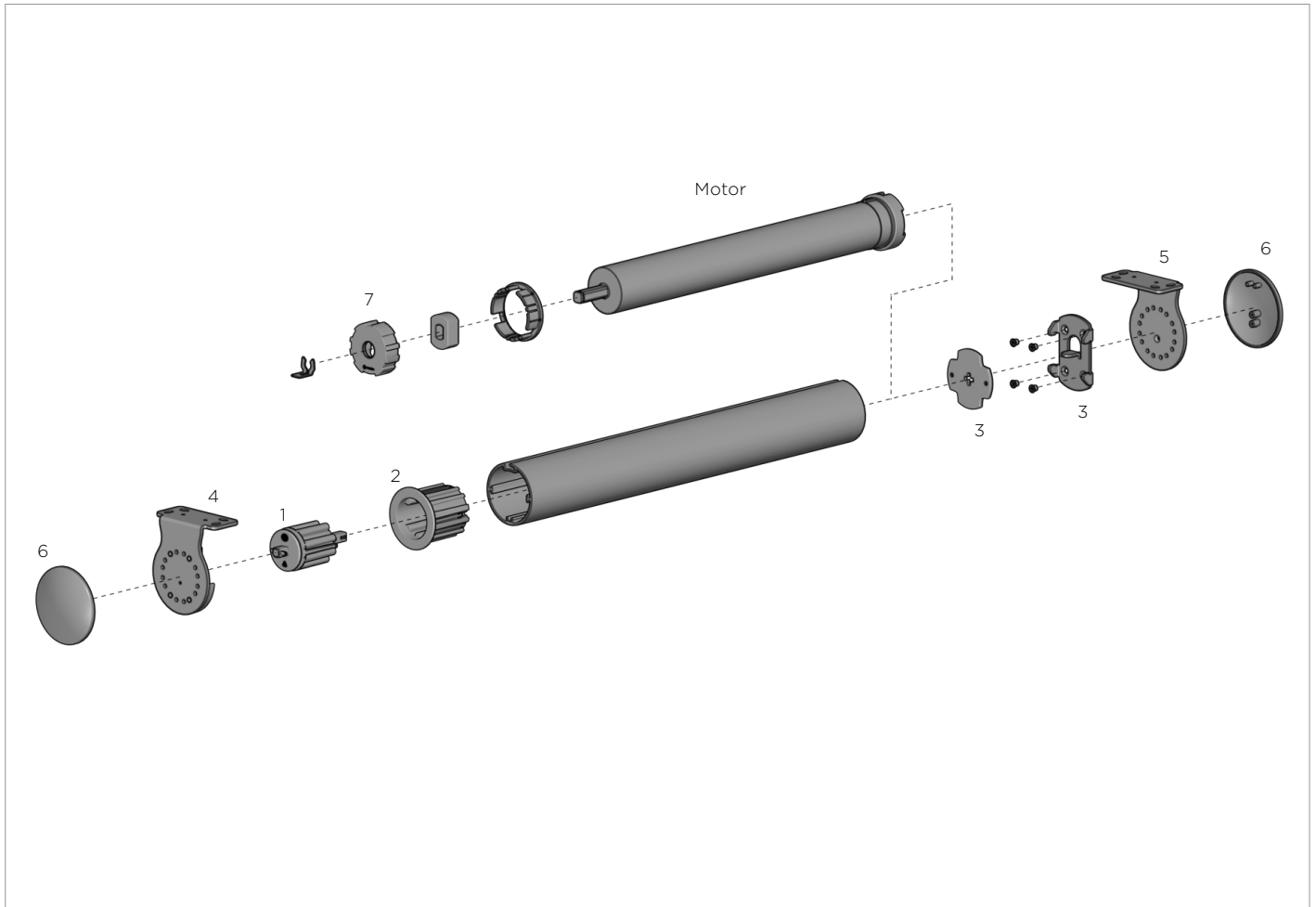
**FRS120 END PLATE SET + SCREWS**

-

CODE	RB88-2122-025120
PACK	10

COLOR. Zinc Plated (025)  
 USE WITH. Valance FRS120, Panel Glide & Vertical Systems , Corner Bracket Set





**COLOR RANGE**



**TUBE COMPATIBILITY**

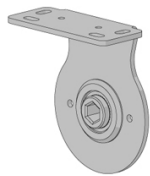
60mm and 80mm tubes

**COMPATIBLE AUTOMATE™ MOTORS**

AUTOMATE™ Li-ion Q3.0 & Q10.0  
 AUTOMATE™ DCRF Q3.0 & Q10.0  
 AUTOMATE™ ACRF Q10.0 & 15  
 AUTOMATE™ ACML Q10.0

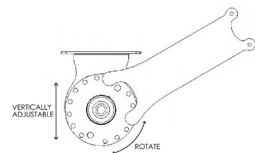
**PRODUCT OPTIONS**

**NON-ADJUSTABLE**



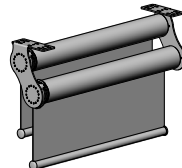
**ADJUSTABLE BRACKETS**

For 5mm height




**DOUBLE BRACKETS**

For dual day/night shades



**ACCESSORIES FOR THIRD PARTY MOTORS**

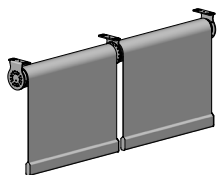


**SYSTEM UPGRADES**

**S60 MULTI-LINK SYSTEM**

p71

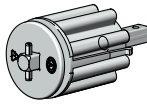
For wider spans



**RB10 BEARING IDLER/END PLUG | S60**

1

CODE	RB10-6200-xxx001
PACK	5



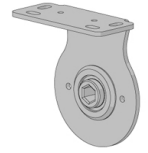
COLOR. Black (050), Pure White (069)  
 USE WITH. RB10 Tube Adapter, RB10 Idler Bracket Kit

**IDLE END BRACKET | S60**

5d

Universal Mount

SIZE	60mm
CODE	RB56-7610-xxx061
PACK	10

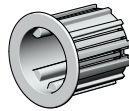


COLOR. Black (050), Pure White (069)  
 USE WITH. Auto Idler S60, Idle Bracket Cover, Screw Plate Cover

**RB10 TUBE ADAPTER | S60**

2

TYPE	60STD Tube	80HD Tube
CODE	RB10-6000-xxx060	RB10-6000-xxx080
PACK	5	5



COLOR. Black (050), Pure White (069)  
 USE WITH. RB10 Idler Head

**BRACKET COVER CAP**

6a

+ Screws

CODE	RB10-0101-xxx060
PACK	1

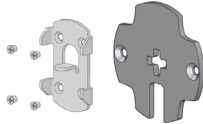


COLOR. Black (050), Pure White (069), Gray (338)  
 USE WITH. M50 Universal Bracket, RB10 Idler Bracket Kit

**MOTOR ADAPTER KIT, 45MM TO S60/80 BRACKETS (SET)**

3

CODE	RB56-0721-069518
PACK	25



COLOR. Pure White (069)  
 USE WITH. Automate™ S60 FT Motor & Adapter set

**IDLE BRACKET COVER | S60**

6b

CODE	RB56-0118-xxx060
PACK	5



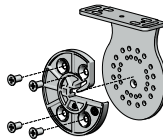
COLOR. Black (050), Pure White (069)  
 USE WITH. Idle End Bracket - Adjustable

**RB10 IDLER BRACKET KIT | S60**

4

Universal Fix

TYPE	60mm
CODE	RB10-6500-xxx001
PACK	5




COLOR. Black (050), Pure White (069)  
 USE WITH. RB10 Idler Head, Bracket Cover Cap

**CROWN & DRIVE SET FOR 45MM MOTOR IN S80 TUBE**

7

For 45mm Automate motors

SIZE	S60	S80
CODE	RB56-0336-050502	RB56-0338-050502
PACK	5	5



COLOR. Black (050)  
 USE WITH. Auto Idler S60, Idle Bracket Cover, Screw Plate Cover

**M50 UNIVERSAL MOTOR BRACKET | S60**

5a

Universal Fix

SIZE	60mm	80mm
CODE	RB56-7103-xxx060	RB56-7103-xxx080
PACK	10	5



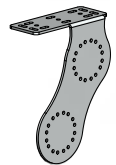
COLOR. Black (050), Pure White (069)  
 USE WITH. M50 Motor Adapter, M50 Motor Bracket Cover, Screw Plate Cover  
 80mm - M50 Somfy Star Head 50 Motor Adapter

**DOUBLE UNIV. MOTOR BASE BRACKET | S60**

-

Top/Ceiling Mount

TYPE	LH	RH
CODE	RB56-7123-xxx060	RB56-7124-xxx060
PACK	5	5



COLOR. Black (050), Pure White (069)  
 USE WITH. M50 Motor Adapter

**IDLE END BRACKET ADJUSTABLE | S60**

5b

Top/Ceiling Mount

SIZE	60mm	80mm
CODE	RB56-7301-xxx061	RB56-7301-xxx081
PACK	5	1



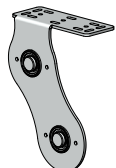
COLOR. Black (050), Pure White (069)  
 USE WITH. Auto Idler S60, Idle Bracket Cover, Screw Plate Cover

**DOUBLE IDLE END BRKT NON ADJUSTABLE | S60**

-

Top/Ceiling Mount

TYPE	LH	RH
CODE	RB56-7621-xxx061	RB56-7622-xxx061
PACK	5	5



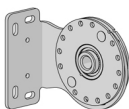
COLOR. Black (050), Pure White (069)  
 USE WITH. Auto Idler S60

**IDLE END BRACKET ADJUSTABLE | S60**

5c

Face/Wall Mount

SIZE	60mm	80mm
CODE	RB56-7302-xxx061	RB56-7302-xxx081
PACK	5	5



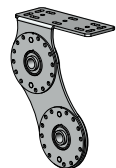
COLOR. Black (050), Pure White (069)  
 USE WITH. Auto Idler S60, Idle Bracket Cover, Screw Plate Cover

**DOUBLE IDLE END BRACKET ADJUSTABLE | S60**

-

Top/Ceiling Mount

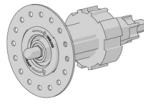
TYPE	LH	RH
CODE	RB56-7323-xxx061	RB56-7324-xxx061
PACK	10	5



COLOR. Black (050), Pure White (069)  
 USE WITH. Auto Idler S60

**AUTO IDLER | S60**

TYPE	60STD Tube	80HD Tube
CODE	RB56-1001-xxx061	RB56-1001-xxx081
PACK	5	5



COLOR. Black (050), Pure White (069)  
 USE WITH. Aluminum Tube S60, Idle End Bracket

**M50 DRIVE WHEEL | S60**

TYPE	SOMFY LT/ ALTUS 50	SOMFY SONESSE 50
CODE	RB56-0105-050511	RB56-0205-050511
PACK	5	5



COLOR. Black (050)  
 USE WITH. 50mm Somfy Round Head Motors, S60 Tube

**MULTI-PURPOSE DOUBLE SIDED TUBE TAPE**

36 yd Roll  
 (\*Price not subject to group discount)

TYPE	1/2"   Under 2- 1/2"	1"   Over 2- 1/2"
CODE	TAPE36	TAPE361
PACK	1	1



COLOR. Clear (001)  
 USE WITH. Aluminum Tubes

**M50 CROWN WHEEL | S60 - 60STD**

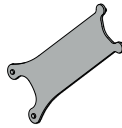
TYPE	SOMFY 50
CODE	RB56-0236-050501
PACK	5



COLOR. Black (050)  
 USE WITH. 50mm Somfy Round Head Motors, S60 - 60STD Tube

**ADJUSTER TOOL UNIVERSAL | S60**

CODE	RB56-9107-020068
PACK	1



COLOR. Anodized (020)  
 USE WITH. Adjustable Brackets S60

**M50 CROWN WHEEL | S60 - 80 LIGHT & HD**

TYPE	SOMFY 50
CODE	RB56-0238-050501
PACK	5



COLOR. Black (050)  
 USE WITH. 50mm Somfy Round Head Motors, S60 - 80HD Tube

**M50 MOTOR HEAD PLATE | S60 | SOMFY**

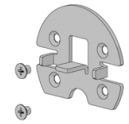
TYPE	SOMFY 50 ROUND
CODE	RB56-0711-xxx501
PACK	5



COLOR. Black (050)  
 USE WITH. M50 Somfy Round Head Motors, M50 Motor Adapter

**M50 MOTOR ADAPTER SET | S60**  
 + Screws

TYPE	SOMFY 50 ROUND	AUTOMATE™
CODE	RB56-0701-xxx050	RB56-0701-069518
PACK	5	25



COLOR. Black (050), White (069)  
 USE WITH. 50mm Somfy Round Head Motors, Motor Head Plate

**M50 SOMFY 50 STAR HEAD MOTOR BRACKET | S60**  
 Universal Mount

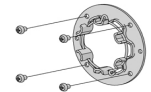
TYPE	SOMFY 50 STAR HEAD
CODE	RB56-7102-xxx060
PACK	5



COLOR. Black (050), Pure White (069)  
 USE WITH. M50 Somfy Star Head Motor, Star Head Bracket Cvr, Screw Plate-over

**M50 MOTOR HEAD ADAPTER | S60**  
 + Screws

TYPE	SOMFY 50 STAR HEAD
CODE	RB56-0752-025050
PACK	10



COLOR. Zinc (025)  
 USE WITH. M50 Universal Bracket - 80mm

**STAR HEAD + IDLE BRACKET COVER | S60**

CODE	RB56-0125-xxx060
PACK	5



COLOR. Black (050), Pure White (069)  
 USE WITH. Somfy Star Head 50 Motor Bracket

**UNIVERSAL ZAMAK ADAPTER**  
 with Lock Ring

TYPE	SOMFY
CODE	RB56-0762-014050
PACK	1



COLOR. Cast Silver (014)

**AUTOMATE DRIVE WHEEL | S60 - S80**

CODE	RB56-0105-050502
PACK	5



COLOR. Black (050)  
 USE WITH. 50mm Somfy Round Head Motors, S60 Tube

**9MM ACM FLAT SPLINE - NO TAPE**  
 328ft. (100m) Roll

TYPE	No Tape
CODE	RB92-0901-001100
PACK	1



COLOR. Clear (001)

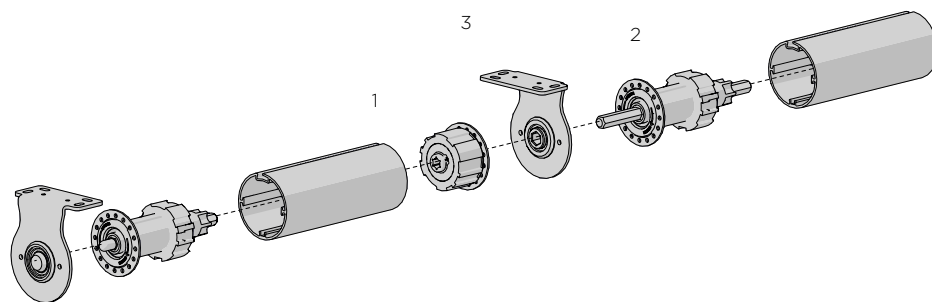
**9MM ACM FLAT SPLINE**

Double Sided MP-HR TAPE | 246ft. (75m) Roll

TYPE	One Side	Two Sides
CODE	RB92-0902-001075	RB92-0903-001075
PACK	1	1



COLOR. Clear (001)  
 USE WITH. Aluminum Tube S60



**COLOR RANGE**



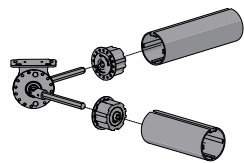
Pure White      Black

**TUBE COMPATIBILITY**

60mm and 80mm tubes

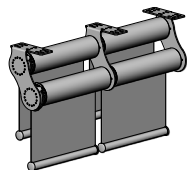
**PRODUCT OPTIONS**

**UNI-LINK ANGLE LINKED**



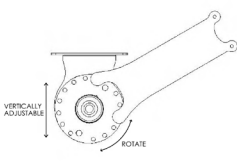
**DOUBLE BRACKETS**

For dual day/night shades



**ADJUSTABLE BRACKETS**

For 5mm height



**COMPATIBLE SYSTEMS**

**AUTOMATE™ MOTORIZATION**

p117



**MULTI-LINK INTERMEDIATE RECEIVER | S60**

1

SIZE	60STD Tube	80HD Tube
CODE	RB56-2002-xxx060	RB56-2002-xxx080
PACK	10	5

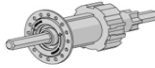


COLOR. Black (050), Pure White (069)  
 USE WITH. Aluminum Tube S60, Multi-Link Intermediate Drive & Bracket

**MULTI-LINK INTERMEDIATE DRIVE | S60**

2

SIZE	60STD Tube	80HD Tube
CODE	RB56-1002-xxx060	RB56-1002-xxx080
PACK	5	25



COLOR. Black (050), Pure White (069)  
 USE WITH. Aluminum Tube S60, Multi-Link Intermediate Receiver & Bracket

**INTERMEDIATE BRACKET NON ADJUSTABLE | S60**  
 Universal Mount

3

SIZE	60mm
CODE	RB56-7510-xxx060
PACK	5

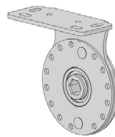


COLOR. Black (050), Pure White (069)  
 USE WITH. Multi-Link Intermediate Receiver & Drive, Screw Plate Cover

**INTERMEDIATE BRACKET ADJUSTABLE | S60**  
 Top/Ceiling Mount

-

TYPE	60mm	80mm
CODE	RB56-7201-xxx060	RB56-7201-xxx080
PACK	5	5

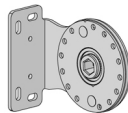


COLOR. Black (050), Pure White (069)  
 USE WITH. Multi-Link Intermediate Receiver

**INTERMEDIATE BRACKET ADJUSTABLE | S60**  
 Face/Wall Mount

-

SIZE	60mm	80mm
CODE	RB56-7202-xxx060	RB56-7202-xxx080
PACK	5	5



COLOR. Black (050), Pure White (069)  
 USE WITH. Multi-Link Intermediate Receiver & Drive, Screw Plate Cover

**ADJUSTER TOOL UNIVERSAL | S60**

-

CODE	RB56-9107-020068
PACK	1

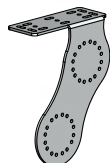


COLOR. Anodized (020)  
 USE WITH. Adjustable Brackets S60

**DOUBLE UNIV. MOTOR BASE BRACKET | S60**  
 Top/Ceiling Mount

-

TYPE	LH	RH
CODE	RB56-7123-xxx060	RB56-7124-xxx060
PACK	5	5



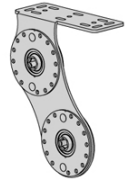
COLOR. Black (050), Pure White (069)  
 USE WITH. Multi-Link Intermediate Receiver & Drive

**DOUBLE INTERMEDIATE BRACKET ADJUSTABLE | S60**

-

Top/Ceiling Fix

CODE	RB56-7223-xxx060
PACK	5



COLOR. Black (050), Pure White (069)  
 USE WITH. Multi-Link Intermediate Drive

**DOUBLE INTERMEDIATE BRKT NON-ADJUSTABLE | S60**

-

Top/Ceiling Fix

CODE	RB56-7523-xxx060
PACK	5

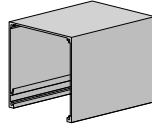


COLOR. Black (050), Pure White (069)  
 USE WITH. Multi-Link Intermediate Drive

**AP-44 POCKET**

4" x 4" x 10 ft.

TYPE	Anodized	White
CODE	RCCP-4002-020305	RCCP-4002-075305
PACK	4	4

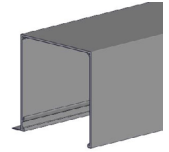


COLOR. White (075)  
USE WITH. RCCP-4100-xxx000, AP Bottom Closures

**AP-66T POCKET**

6" x 6" x 10 ft. with Tile Lip

TYPE	White
CODE	RCCP-6001-075305
PACK	2

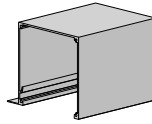


COLOR. White (075)  
USE WITH. RCCP-6100-xxx000, AP Bottom Closures

**AP-44T POCKET**

4" x 4" x 10ft. with Tile Lip

TYPE	Anodized	White
CODE	RCCP-4001-020305	RCCP-4001-075305
PACK	4	4



COLOR. White (075)  
USE WITH. RCCP-4100-xxx000, AP Bottom Closures

**AP-66E END PLATE**

6" x 6"

TYPE	White
CODE	RCCP-6100-075000
PACK	50




COLOR. White (075)  
USE WITH. 6" AP Pocket

**AP-44E END PLATE**

4" x 4"

TYPE	Anodized	White
CODE	RCCP-4100-020000	RCCP-4100-075000
PACK	50	50

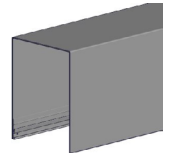


COLOR. White (075)  
USE WITH. 4" AP Pocket

**AP-79 POCKET**

7" x 9" x 10 ft.

TYPE	White
CODE	RCCP-7002-075305
PACK	2

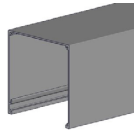


COLOR. White (075)  
USE WITH. RCCP-7100-xxx000, AP Bottom Closures

**AP-55 POCKET**

5" x 5" x 10 ft.

TYPE	Anodized	White
CODE	RCCP-5002-020305	RCCP-5002-075305
PACK	2	2




COLOR. White (075)  
USE WITH. RCCP-5100-xxx000, AP Bottom Closures

**AP-79T POCKET**

7" x 9" x 10 ft. with Tile Lip

TYPE	White
CODE	RCCP-7001-075305
PACK	2

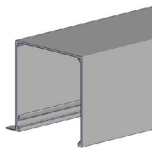


COLOR. White (075)  
USE WITH. RCCP-7100-xxx000, AP Bottom Closures

**AP-55T POCKET**

5" x 5" x 10 ft. with Tile Lip

TYPE	Anodized	White
CODE	RCCP-5001-020305	RCCP-5001-075305
PACK	2	2

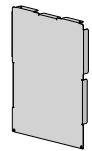


COLOR. White (075)  
USE WITH. RCCP-5100-xxx000, AP Bottom Closures

**AP-79E END PLATE**

7" x 9"

TYPE	White
CODE	RCCP-7100-075000
PACK	2



COLOR. White (075)  
USE WITH. 7" x 9" AP Pocket

**AP-55E END PLATE**

5" x 5"

TYPE	Anodized	White
CODE	RCCP-5100-020000	RCCP-5100-075000
PACK	5	10




COLOR. White (075)  
USE WITH. 5" AP Pocket

**5" POCKET**

5.6"x 5.3"x 16 ft.

TYPE	Anodized	White
CODE	RCCP5A	RCCP5W
PACK	2	2

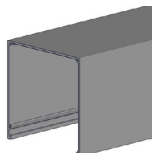


COLOR. White (075)  
USE WITH. RCCP-8001-xxx305, RCCP-8002-xxx305, RCEP5x

**AP-66 POCKET**

6" x 6" x 10 ft.

TYPE	White
CODE	RCCP-6002-075305
PACK	2



COLOR. White (075)  
USE WITH. RCCP-6100-xxx000, AP Bottom Closures

**5" END PLATE**

TYPE	Anodized	White
CODE	RCEP5A	RCEP5W
PACK	50	50



COLOR. White (W)

**SCREWS FOR 5" END PLATE & WORKROOM SHAFT CONN**

CODE	CSDCS	CSDCSW
PACK	100	100



USE WITH. CCP-5100-xxx000, RCEP5x, RCCP-6100-xxx000, RCCP-4100-xxx000

**SCREWS END PLATE CONTRACT**

TYPE	White	Plated
CODE	RCEPS100W	RCEPS100Z
PACK	100	100



COLOR. White (W)  
USE WITH. RCCP-7100-075000

**POCKET ALIGNMENT PIN**  
7/64" x 1-1/2", Steel

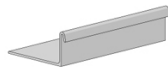
TYPE	Stainless Steel
CODE	HD86-1011-010150
PACK	50



COLOR. Stainless Steel (010)  
USE WITH. 4", 5", 6" AP POCKETS

**BOTTOM CLOSURE 2" RETURN**

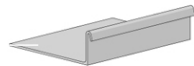
CODE	RCCP-8006-075305
PACK	10



COLOR. White (075)  
USE WITH. All pockets, L & I clips

**BOTTOM CLOSURE 3" RETURN**

CODE	RCCP-8003-075305
PACK	8



COLOR. White (075)  
USE WITH. All pockets, L & I clips

**BOTTOM CLOSURE 4" RETURN**

CODE	RCCP-8004-075305
PACK	6



COLOR. White (075)  
USE WITH. All pockets, L & I clips

**BOTTOM CLOSURE 5" RETURN**


CODE	RCCP-8005-075305
PACK	4



COLOR. White (075)  
USE WITH. All pockets, L & I clips

**4" SKYLINE FASCIA BRACKET SET**


CODE	SLFBKT4xx
PACK	25



COLOR. White (W), Vanilla (V), Gray (G), Bronze (BZ), Black (BK)

**4" SL FASCIA ADJUSTABLE BRACKET**

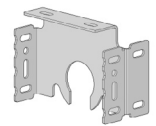
CODE	RB88-2106-xxx003
PACK	5



COLOR. Zinc (025), Black (050), White (075), Bronze (080), Gray (331), Vanilla (414)

**4" SKYLINE SPLIT FASCIA LINK BRACKET**


CODE	RB88-2106-025002
PACK	5



COLOR. Zinc (025)

**4" SL FASCIA ADJUSTABLE EASY-LINK BRACKET**


CODE	RB88-2106-025004
PACK	5



COLOR. Zinc (025)

**R8 FASCIA BRACKET SET**  
Compatible with Automate™ motors up to 3Nm


TYPE	4" Colors Below
CODE	RB581RTNM3xx
PACK	25



COLOR. White (W), Vanilla (V), Gray (G), Bronze (BZ), Black (BK)

**R16-R24 FASCIA BRACKET SET**


TYPE	4" Colors Below
CODE	RB581RTNxx
PACK	25



COLOR. White (W), Vanilla (V), Gray (G), Bronze (BZ), Black (BK)

**FASCIA BASE BRACKET SET**  
5"

CODE	RE00201x0
PACK	25



COLOR. White (1), Black (2), Gray (3), Bronze (4)

**L CLIP RECESS CLOSURE**

CODE	SB21-0504-075490
PACK	24

COLOR. White (075)  
USE WITH. RCCP-8001-xxx488, RCCP-8002-xxx488



**SIDE GUIDE CAM LOCK**

CODE	RC91-0201-050000
PACK	200

COLOR. Black (050)  
USE WITH. Cassette Edge Side Guide



**I CLIP RECESS CLOSURE**

CODE	SB21-0514-075305
PACK	12

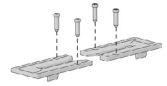
COLOR. White (075)  
USE WITH. RCCP-8001-xxx488, RCCP-8002-xxx488



**EDGE LIGHT BLOCK | SIDE GUIDE FUNNEL & SCREW SET**

CODE	RC91-1002-xxx000
PACK	10

COLOR. Black (050), Pure White (069), Gray (338)  
USE WITH. Cassette Edge Side Guide, Simple Side Channel



**FRONT SIDE CHANNEL**

16ft. (4.9m)

TYPE	Anodized	White
CODE	RCCSFA	RCCSFW
PACK	8	8


COLOR. White (W)  
USE WITH. RCCSBx, RCCBx



**EDGE LIGHT BLOCK | BOTTOM CAP + SCREWS**

CODE	RC91-1001-xxx000
PACK	10

COLOR. Black (050), Pure White (069), Gray (338)  
USE WITH. Cassette Edge Side Guide




**BACK SIDE CHANNEL**

16ft. (4.9m)

TYPE	Anodized	White
CODE	RCCSBA	RCCSBW
PACK	8	8

COLOR. White (W)  
USE WITH. RCCSFx, RCCFx

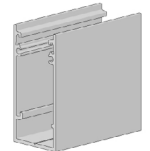


**U CHANNEL**

16ft. (4.9m)

TYPE	Anodized	Colors Below
CODE	RC91-0102-020490-PF	RC91-0102-xxx490 -PF
PACK	4	4

COLOR. Black (050), Pure White (069)  
USE WITH. Edge Side Guide Funnel, 7mm Fabric Brush, 10mm Fabric Brush



**BOTTOM CHANNEL**

16ft. (4.9m)

TYPE	Anodized	White
CODE	RCCBA	RCCBW
PACK	8	8

COLOR. White (W)  
USE WITH. RCCSFx, RCCSBx

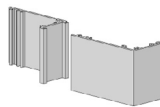


**EDGE LIGHT BLOCK | SIDE GUIDE**

2 Pc. set - Fixing and Cover Rails -16 ft. (4.87m)

TYPE	16 ft. Length
CODE	RC91-0101-xxx490
PACK	4

COLOR. Mill (000), Anodized (020), Black (050), Pure White (069)  
USE WITH. Cassette 90, Side Guide Ear

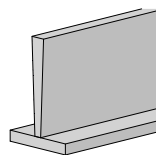


**FABRIC BRUSH T SLOT FIT**

0.28" High x 0.19" Wide | 383 Yd (350 Lm) Roll

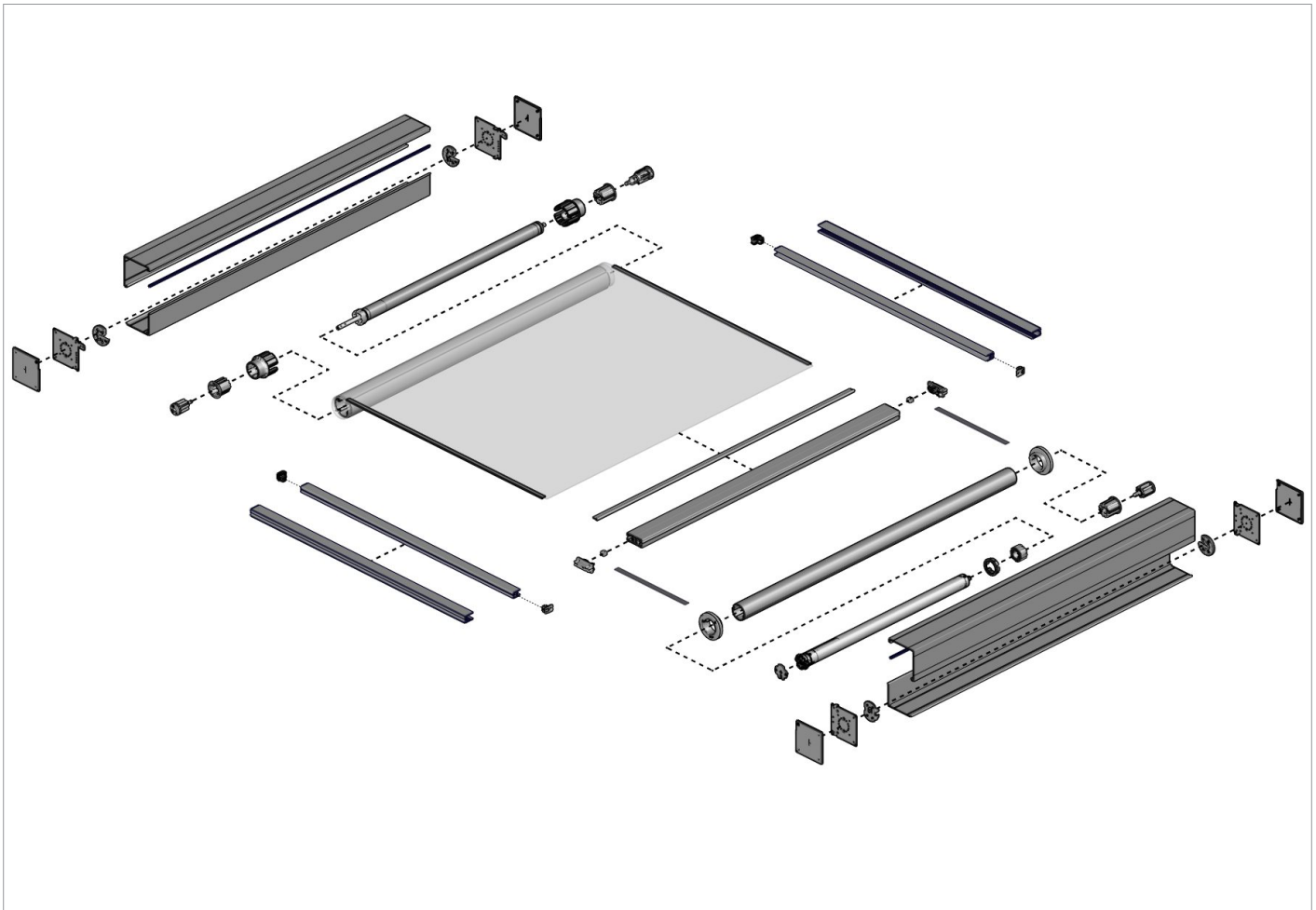
CODE	AW91-1501-050000
PACK	350

COLOR. Black (050)  
USE WITH. Cassette Edge Side Guide



.....

**This page has been left blank intentionally**



COLOR RANGE



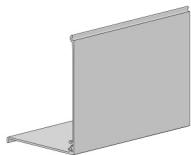
Pure White      Black

ROLLERS | SKYLIGHT ZIPSCREEN

COMPONENTS

**BOX 120 - COVER 'SH-33' SQUARE**  
19 ft. (5.8m) Piece

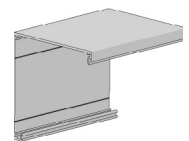
CODE	SB01-1326-xxx580
PACK	4



COLOR. Black (050), Pure White (069)

**BOX 120 - TOP & BACK**  
16ft. (4.9m) Piece

CODE	SB01-1340-xxx490
PACK	2



COLOR. Black (050), Pure White (069)

**9MM ACM FLAT SPLINE**  
D/S MP-HR TAPE · 246ft. (75m) Roll

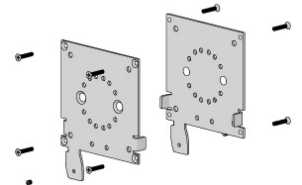
CODE	RB92-0902-001075
PACK	1



COLOR. Clear (001)

**BOX 120 - UNIVERSAL END PLATE SET**  
Includes screws

TYPE	With ears
CODE	SB02-1201-025020
PACK	5

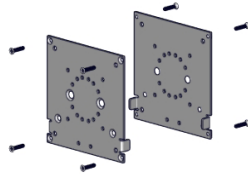


COLOR. Zinc (025)

**BOX SQ 120 UNIVERSAL END PLATE SET W/O EARS**

Includes screws


CODE	SB02-1201-025010
PACK	5



COLOR. Zinc (025)

**RB10 IDLER HEAD ADAPTER**

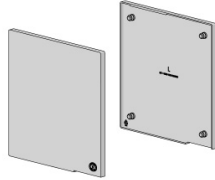
CODE	RB10-6400-050001
PACK	5



COLOR. Black (050)

**BOX 120 'SH33' END PLATE COVER**

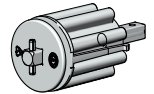
CODE	SB02-1220-069020
PACK	5



COLOR. Black (050), Pure White (069)

**RB10 BEARING IDLER/END PLUG | S60**

CODE	RB10-6200-xxx001
PACK	5

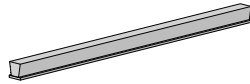


COLOR. Black (050), Pure White (069)

**FABRIC BRUSH T-SLOT FIT**

5mm HIGH x 4.8mm WIDE | 500 m

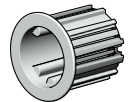
TYPE	5mm/1 roll=546yd
CODE	SB91-0011-050500
PACK	500



COLOR. Black (050)

**RB10 TUBE ADAPTER | S60**

CODE	RB10-6000-050060
PACK	5



COLOR. Black (050)

**EDGE STRIP D-SECTION**

Radius 2.6mm | 500 m

CODE	SB91-0201-050100
PACK	500



COLOR. Black (050)

**RB10 PRE-TENSION IDLER | S60**

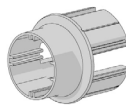
TYPE	Left Hand
CODE	RB10-6220-050001
PACK	5



COLOR. Black (050)

**S60 ZIP TUBE REDUCER-LONG-S60/80HD TUBE BLK**

CODE	SB11-0815-050580
PACK	4



COLOR. Black (050)

**RB10 BOOSTER EXTRA HEAVY**

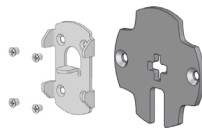
TYPE	Left Hand
CODE	RB10-6040-050051
PACK	4



COLOR. Black (050)

**MOTOR ADAPTER KIT, 45MM TO S60/80 BRACKETS (SET)**

CODE	RB56-0721-069518
PACK	25



COLOR. White (069)  
USE WITH. Automate™ S60 FT Motor & Adapter set

**RB10 BOOSTER SHORT**

CODE	RB10-6040-050161
PACK	4



COLOR. Black (050)

**7.2MM SPLINE WITH 15MM TAIL**

CODE	SB91-0408-001015
PACK	1



COLOR. Clear (001)

**AUTOMATE CROWN WHEEL S60**

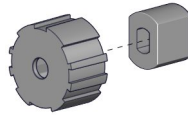
CODE	RB56-0136-050508
PACK	5



COLOR. Black (050)

**AUTOMATE DRIVE WHEEL SET | S60 S80 | IMPACT DETECT**

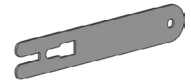
CODE	RB56-0105-050518
PACK	5



COLOR. Black (050)

**PRE-TENSION WRENCH FOR RB10 BOOSTER**

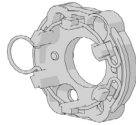
CODE	RB10-9102-025008
PACK	1



COLOR. Zinc (025)

**UNIVERSAL ZAMACK ADAPTOR WITH LONG RING + screws**

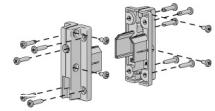
CODE	RB56-0763-014050
PACK	1



COLOR. Cast Silver (014)

**F72 WEIGHT BAR | ZIPSCREEN END CAP SET**

CODE	RE15-0512-xxx000
PACK	5



COLOR. Black (050), White (069)

**M50 CROWN WHEEL | S60 - 60STD**

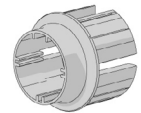
TYPE	SOMFY 50
CODE	RB56-0236-050501
PACK	5



COLOR. Black (050)  
USE WITH. 50mm Somfy Round Head Motors, S60 - 60STD Tube

**ZIP - TUBE REDUCER - MEDIUM**

CODE	SB11-0813-050360
PACK	4



COLOR. Black (050)

**M50 DRIVE WHEEL | 60STD (SOMFY SONESSE 50)**


CODE	RB56-0205-050511
PACK	5



COLOR. Black (050)

**ZIPSCREEN | U MOUNTING RAIL  
18 ft. (5.5m) Piece**

CODE	SB04-0702-xxx550
PACK	10



COLOR. Txd Black (150), Txd White (169), Txd Bronze (180)

**ZIP | NO.5 GAUGE  
400m (433 yd.) Roll**

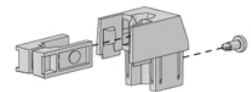
CODE	SH91-0115-050400
PACK	400



COLOR. Black (050)

**ZIPSCREEN | FUNNEL W/ INTEGRATED TOP STOP + screw**

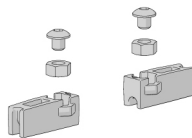
CODE	SB05-1412-050001
PACK	50



COLOR. Black (050)

**F72 MULTI-BAR | CORD GUIDE SET**

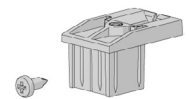
CODE	RE15-0532-060000
PACK	5



COLOR. Natural White (060)

**ZIP INNER RAIL SKYLIGHT FUNNEL + SCREW**

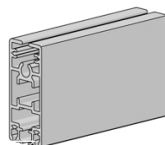
CODE	SB05-1611-050001
PACK	10



COLOR. Black (050)

**F72 WEIGHT BAR  
72mm x 31mm**

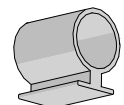
CODE	RE15-0112-xxx700-PF
PACK	1



COLOR. Txd Black (150), Txd White (169), Txd Bronze (180)

**BUBBLE SEAL STRIP | F56 WEIGHT BAR**

CODE	SB91-0001-050580
PACK	10




COLOR. Black (050)

**LIFT TAPE | SKYLIGHT**

6.0mm Wide x 0.38mm Thick

CODE	SS95-6038-050500
PACK	500



COLOR. Black (050)

**15NM FT ACRF MOTOR [Ø45/110V/32RPM] 10' CORD PLUG**

TYPE	45mm/15Nm/32r   Quie
CODE	MT01-1145-069003
PACK	1



COLOR. Pure White (069)

**110V FT ACRF 10 NM MOTOR [45MM/21RPM]**

TYPE	45mm/10Nm/21r   Quiet	45mm/10Nm/21r   Quiet
CODE	MT01-1145-069002	MT01-1145-069004
PACK	1	1




COLOR. Pure White (069)

**ZIPSCREEN | INNER RAIL**

18ft. (5.5m) Piece

CODE	SB04-0701-xxx550
PACK	10

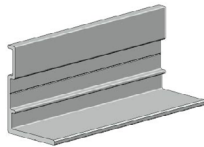


COLOR. Txd Black (150), Txd White (169), Txd Bronze (180)

**ZIPSCREEN | L-FIXING RAIL | BOX 120**

18ft. (5.5m) Piece

CODE	SB04-0703-xxx550
PACK	10



COLOR. Txd Black (150), Txd White (169), Txd Bronze (180)

**TAPE SPOOL | SKYLIGHT**

CODE	SS48-1061-066090
PACK	10



**ZIP | NO.6 GAUGE**

180m (197 Yd.) Roll

CODE	SH91-0135-050180
PACK	180



COLOR. Black (050)

.....

**This page has been left blank intentionally**

# ROMANS

## WORKROOM

Workroom	83
----------	----

## ROLLER ROMAN

RR10 Manual	85
RR10 Motorized	87
RR20 Manual	88
RR20 Motorized	89

## SS38 CHAIN CONTROL SYSTEM

SS38 Chain Control System	91
---------------------------	----

## EASY SPRING PLUS

Easy Spring Plus Roller Roman	93
-------------------------------	----

## RING LOCK ACCESSORIES

Ring Lock Accessories	94
-----------------------	----

## NO-SEW ROMAN BAR ACCESSORIES

No-Sew Roman Bar Accessories	95
------------------------------	----

## CORDS & CHAINS

Cords & Chains	96
----------------	----

## SAFETY TAGS

Safety Tags	99
-------------	----

**WORKROOM CLUTCH**

TYPE	Large	Slim
CODE	CSCL	CSCLSM
PACK	25	25



COLOR. Natural

**COMBO HEAD SCREW**

CODE	SC6625C500
PACK	500



**CLUTCH COVER WORKROOM SLIM**

TYPE	Large	Slim
CODE	CSCLCVR	CSCLSMCVR
PACK	25	25



COLOR. Natural

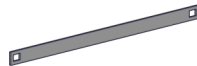
**HEX SLOTTED SCREW**

CODE	SC6750H500
PACK	500



**SPEAR DRIVE**

Pair



TYPE	3.8"
CODE	VSPR38
PACK	100

TYPE	4.6"	5.7"	6.3"
CODE	VSPR46	VSPR57	VSPR63
PACK	100	100	100

**SCREWS FOR WORKROOM SHAFT CONNECTOR**


CODE	CSDCS	CSDCSW
PACK	100	100



COLOR. White (W)

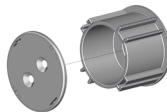
**WORKROOM SHAFT CONNECTOR**

CODE	CSDDC
PACK	20



**WORKROOM DRIVE DISK AND RETAINER SET**

CODE	CSDDRS
PACK	100



COLOR. Natural

**WORKROOM SHAFT END CAP**

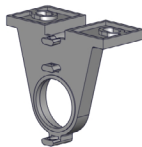
CODE	CSEC
PACK	100



Color. White

**WORKROOM BRACKET**

TYPE	Large   Natural	Slim   Vanilla
CODE	CSBKT	SNSBKT
PACK	100	100



COLOR. Natural, Vanilla

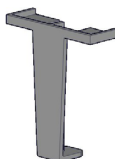
**SHAFT**

TYPE	14 ft.   Aluminum	14 ft.   Fiberglass	7 ft.   Aluminum
CODE	VRS14A	VRS14FG	VRS7A
PACK	25	45	25



**WORKROOM STOP BRACKET**

CODE	SSB
PACK	100



COLOR. Vanilla

**BOTTOM RING SET**


CODE	CSBRS
PACK	100



**LIFT CORD**

TYPE	100 yd roll	1000 yd roll
CODE	CSLC100	CSLC1000
PACK	1	1

COLOR. White



**LIFT CORD LOCK LEVELLING DEVICE**

CODE	CSORB
PACK	1000

COLOR. Clear



**SCREW EYE**

CODE	CSSE
PACK	200



**WORKROOM CORD CLIP**

CODE	CSCC
PACK	100



**SAFETY SHROUD**

CODE	CSS500W
PACK	1


COLOR. White (W)



**SL10 MINI CLUTCH**

CODE	SL5H01W4
PACK	25

COLOR. White (W)



**FOREVER RING (PACK OF 1000)**

CODE	STSFR
PACK	1

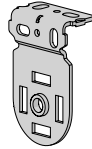
COLOR. Clear



**SKYLINE NARROW BRACKET**

CODE	SLNB660W
PACK	50

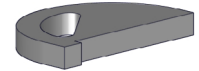
COLOR. White



**RING LOCK | LEVEL LOCK INSERT**

CODE	STSLILP
PACK	1


COLOR. Clear



**SKYLINE PIN END**

CODE	SLPEV03W
PACK	25

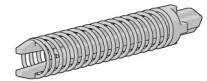
COLOR. White



**LOCKING RETAINING SPEARS**

CODE	RE0030420
PACK	25

COLOR. Black



**SKYLINE ADAPTER**

CODE	SLA03W
PACK	25


COLOR. White



**CHAIN SHIELD**

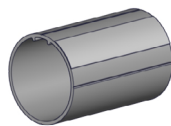
TYPE	8"	20"
CODE	RB91-1346-001020	RB91-1346-001051
PACK	10	10
TYPE	32"	44"
CODE	RB91-1346-001081	RB91-1346-001112
PACK	10	10

COLOR. Clear (001)



**ALUMINUM TUBE | 1-1/4"**  
No Tape | 92" Length

CODE	RTEA3U92IN
PACK	10



**TUBE CLIP**

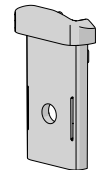
CODE	RRTC125
PACK	25



**CHAIN SHIELD FUNNEL - CLEAR**

CODE	RB91-1346-001001
PACK	50

COLOR. Clear (001)



**SAFETY RING LOCK**

TYPE	1.4mm Cord
CODE	STSRL
PACK	1

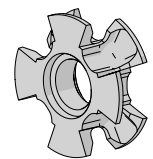
COLOR. Clear



**CHAIN SHIELD WHEEL - NATURAL**

CODE	RB91-1346-060002
PACK	25

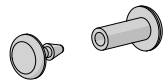
COLOR. Natural (060)



**CHAIN SHIELD BINDING POST SET - CLEAR**

-

CODE	RB91-1346-001003
PACK	25

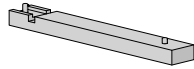


COLOR. Clear (001)

**CHAIN SHIELD SPACING JIG**

-

CODE	TM91-1346-000002
PACK	1



**5V ZERO LI-ION 1.1NM CT20 Q MT [Ø25/5V/28RPM](SKY)**

CODE	MT01-I325-069029-CT
PACK	20



COLOR. White (069)

**SAFETY RING LOCK**

TYPE	1.4mm Cord
CODE	STSRL
PACK	1



COLOR. Clear

**5V RECHARGABLE BATTERY PACK 2600MAH**

CODE	MT03-0305-069003
PACK	1



COLOR. Pure White (069)

**RING LOCK | FOREVER RING**

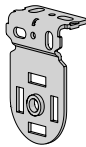
CODE	STSFR
PACK	1



COLOR. Clear

**SKYLINE NARROW BRACKET**

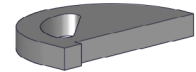
CODE	SLNB660W
PACK	50



COLOR. White (W)

**RING LOCK | LEVEL LOCK INSERT**


CODE	STSLILP
PACK	1



COLOR. Clear

**SKYLINE PIN END**

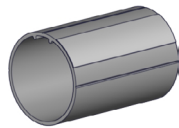
CODE	SLPEV03W
PACK	25



COLOR. White (W)

**ALUMINUM TUBE | 1-1/4"**  
No Tape | 92" Length

CODE	RTEA3U92IN
PACK	10



**25MM MOTOR CROWN & DRIVE | 1-1/4" TUBE**

CODE	MT03-0109-069003
PACK	10



COLOR. Pure White (069)

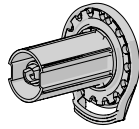
**TUBE CLIP**

CODE	RRTC125
PACK	25



**SL20 CLUTCH**

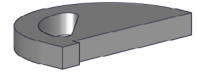
CODE	SL20H53W
PACK	25



COLOR. White (W)

**RING LOCK | LEVEL LOCK INSERT**

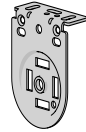
CODE	STSLILP
PACK	1



COLOR. Clear

**LX SKYLINE BRACKET**

CODE	SL01-0306-069040
PACK	50



COLOR. Pure White (069)

**CHAIN SHIELD**

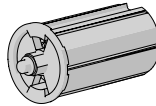
TYPE	8"	20"
CODE	RB91-1346-001020	RB91-1346-001051
PACK	10	10
TYPE	32"	44"
CODE	RB91-1346-001081	RB91-1346-001112
PACK	10	10



COLOR. Clear (001)

**SKYLINE HEAVY DUTY PIN END**

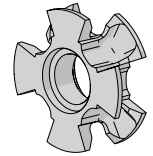
CODE	SLPEHD53W
PACK	25



COLOR. White (W)

**CHAIN SHIELD WHEEL - NATURAL**

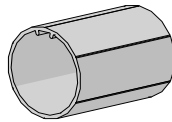
CODE	RB91-1346-060002
PACK	25



COLOR. Natural (060)

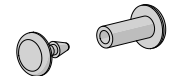
**ALUMINUM TUBE | 1-1/2"**  
No Tape | 92" Length

CODE	RTEA4U92IN
PACK	8



**CHAIN SHIELD BINDING POST SET - CLEAR**

CODE	RB91-1346-001003
PACK	25



COLOR. Clear (001)

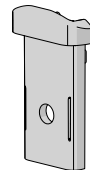
**TUBE CLIP**

CODE	RRTC15
PACK	25



**CHAIN SHIELD FUNNEL - CLEAR**

CODE	RB91-1346-001001
PACK	50



COLOR. Clear (001)

**SAFETY RING LOCK**

TYPE	1.4mm Cord
CODE	STSRL
PACK	1



COLOR. Clear

**RING LOCK | FOREVER RING**

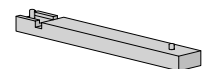
CODE	STSFRR
PACK	1



COLOR. Clear

**CHAIN SHIELD SPACING JIG**

CODE	TM91-1346-000002
PACK	1



**5V ZERO LI-ION 2.0NM CT15 Q MT [Ø28/5V/28RPM](SKY)**

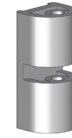
CODE	MT01-1328-069008-CT
PACK	15



COLOR. Pure White (069)

**SAFETY RING LOCK**

TYPE	1.4mm Cord
CODE	STSRL
PACK	1



COLOR. Clear

**5V RECHARGABLE BATTERY PACK 2600MAH**

CODE	MT03-0305-069003
PACK	1



COLOR. Pure White (069)

**RING LOCK | FOREVER RING**

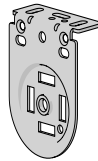
CODE	STSFR
PACK	1



COLOR. Clear

**LX SKYLINE BRACKET**

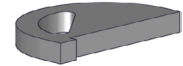
CODE	SL01-0306-069040
PACK	50



COLOR. Pure White (069)

**LEVEL LOCK INSERT (PACK OF 100)**

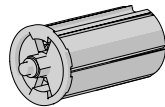
CODE	STSLILP
PACK	1



COLOR. Clear

**SKYLINE HEAVY DUTY PIN END**

CODE	SLPEHD53W
PACK	25



COLOR. White (W)

**28MM MOTOR CROWN & DRIVE | 1-1/2" TUBE WITH CLIP**

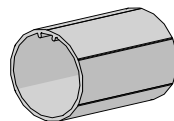
CODE	MT03-0110-069002
PACK	10



COLOR. Pure White (069)

**ALUMINUM TUBE | 1-1/2"**  
No Tape | 92" Length

CODE	RTEA4U92IN
PACK	8



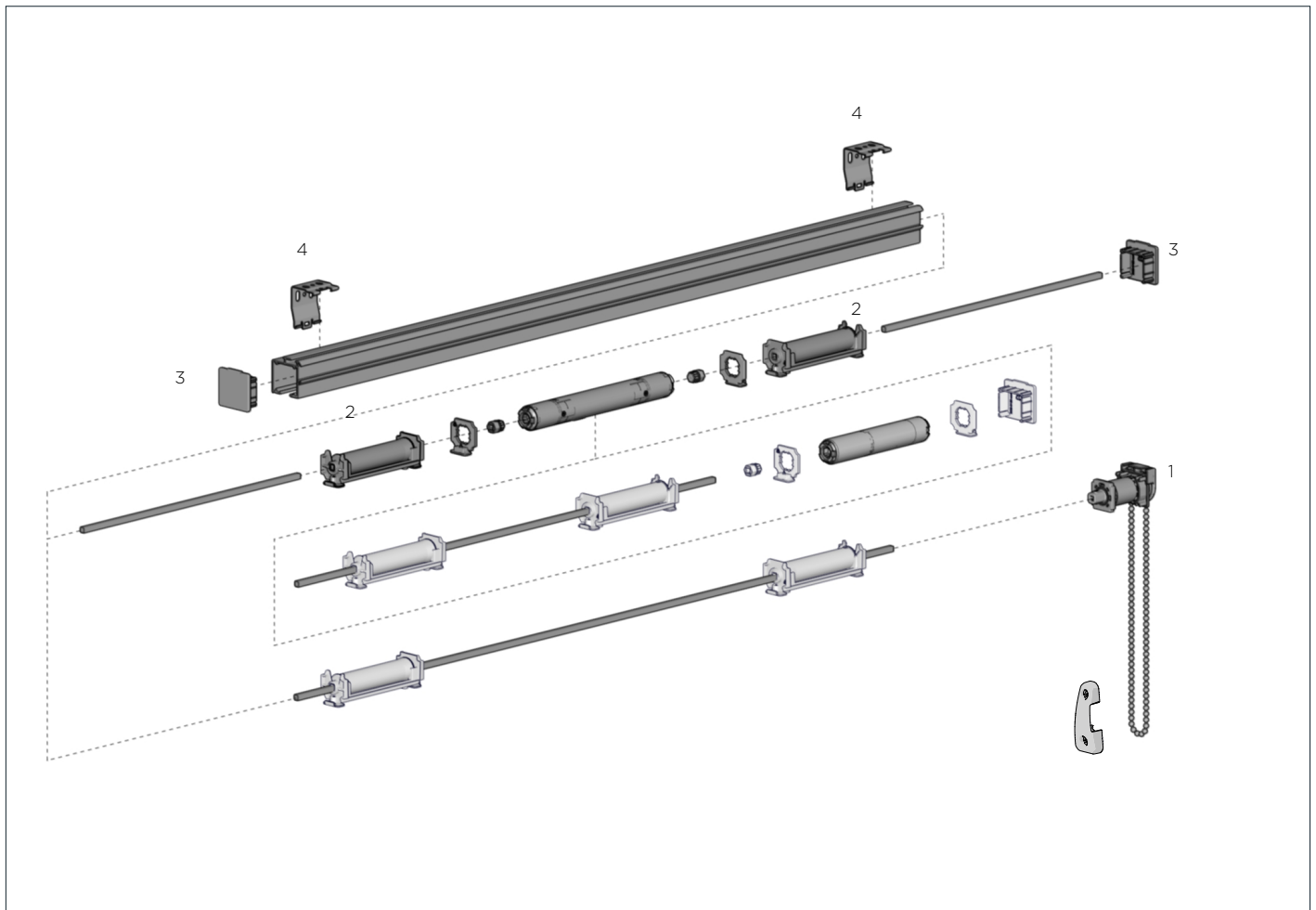
**TUBE CLIP**

CODE	RRTC15
PACK	25



.....

**This page has been left blank intentionally**



**COLOR RANGE**



Pure White

**COMPATIBLE AUTOMATE™ MOTORS**

AUTOMATE™ Cord Lift Motor

**PRODUCT OPTIONS**

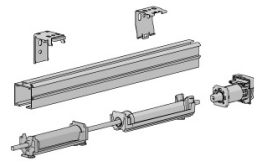
**AUTOMATE™ MOTORIZATION**

p.117



**SYSTEM UPGRADES**

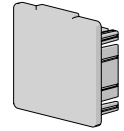
**SS38 READY MADE SYSTEM WITH DIRECT DRIVE**



TYPE	3' (0.9m)	4' (1.2m)	5' (1.5m)
CODE	SS38-9411-069090	SS38-9411-069120	SS38-9411-069150
PACK	8	8	8

COLOR. Pure White (069)

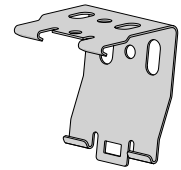
**SS38 HEAD RAIL END CAP**



CODE	SS38-0120-069040
PACK	25

COLOR. Pure White (069)  
USE WITH. SS38 Aluminum Profile

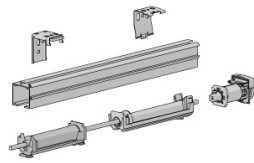
**SS38 LOW PROFILE MOUNTING CLIP**



CODE	SS38-0212-069034
PACK	50

COLOR. Pure White (069)  
USE WITH. SS38 Aluminum Profile

**SS38 READY MADE SYSTEM WITH PLANETARY DRIVE**



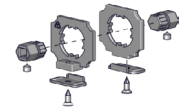
TYPE	7' (2.1m)
CODE	SS38-9421-069210
PACK	8

TYPE	11' (3.3m)	13' (3.9m)
CODE	SS38-9421-069330	SS38-9421-069390
PACK	8	8

COLOR. Pure White (069)

**CORD LIFT MOTOR ADAPTER KIT | SS38**

Includes Motor Adapters, Clamps, Screws and Shaft Adapters



CODE	MTAD-CLHRSS38KT
PACK	10

COLOR. White  
USE WITH. MTDRCF-CL-0.6-50 Cord Lift & MT01-3001-069001 Double Shaft Motor

**10MM ACM FLAT SPLINE - WITH DOUBLE SIDED TAPE**

Double Sided MP-HR TAPE - 246 Ft. (75Lm) Roll

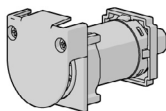


TYPE	Two Sides
CODE	RB92-1003-001075
PACK	1

COLOR. Clear (001)  
USE WITH. SS38 Aluminum Profile

**SS38 DIRECT DRIVE**

5mm Square



CODE	SS38-0411-069051
PACK	25

COLOR. Pure White (069)  
USE WITH. SS38 Aluminum Profile, Metal Rod 5mm Square, Rotation Chain

**TOUCH TAPE SEW-ON | LOOP 25MM (0.98")**

1 Roll = 25Lm (27.34 yd)




CODE	HD31-0125-060025
PACK	1

COLOR. White (060)  
USE WITH. Crimped Touch Tape HOOK on SS38 Aluminum Profile

**SS38 PLANETARY DRIVE**

5mm Square

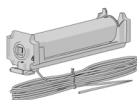


CODE	SS38-0420-069051
PACK	25

COLOR. Pure White (069)  
USE WITH. SS38 Aluminum Profile, Metal Rod 5mm Square

**SS38 STANDARD SPOOL | 13FT (4M) CORD**

+ Fixing clamps - 5mm Square




TYPE	Standard
CODE	SS38-8341-580451
PACK	25

COLOR. White (580)  
USE WITH. SS38 Aluminum Profile, Metal Square Rod

**MOUNTING BRACKETS FOR HEADRAIL**

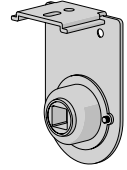
CODE	RE0080200
PACK	100



COLOR. Silver

**BRACKET WITH SIDE ADJUSTER FOR SINGLE SHADES**

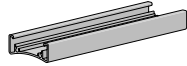
CODE	RE0084610
PACK	50



COLOR. White (W)

**EASY SPRING PLUS | SINGLE HEADRAIL SYSTEM**

CODE	RE0080110
PACK	12



COLOR. White (W)

**TUBE CLIP**

CODE	RRTC15
PACK	25



**EASY SPRING PLUS | LH SPRING | 1-1/2" (38MM)**




TYPE	1.2 x 300mm	1.5 x 450mm
CODE	RE0080400	RE0080500
PACK	25	25
TYPE	1.7 x 550mm	1.1 x 180mm
CODE	RE0084400	RE0084910
PACK	25	25

COLOR. White (W)

**SAFETY RING LOCK**

TYPE	1.4mm Cord
CODE	STSRL
PACK	1



COLOR. Clear

**RING LOCK | FOREVER RING**

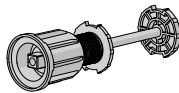
CODE	STSFR
PACK	1



COLOR. Clear

**EASY SPRING PLUS | RH STOP | 1-1/2" (38MM)**

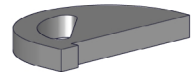
CODE	RE0084810
PACK	25



COLOR. White (W)

**RING LOCK | LEVEL LOCK INSERT**

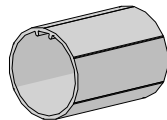
CODE	STSLILP
PACK	1



COLOR. Clear

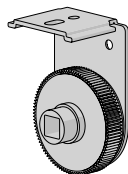
**ALUMINUM TUBE | 1-1/2"**  
12 ft. Length

CODE	RTEA4U12
PACK	8



**BRACKET WITH ADJUSTER WHEEL FOR SINGLE SHADES**

CODE	RE0080710
PACK	50



COLOR. White

**RING LOCK | FOREVER RING**

CODE	STSFRR
PACK	1



**SAFETY RING LOCK**

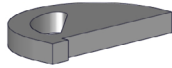
TYPE	1.4mm Cord	0.9mm Cord
CODE	STSRLL	STSRLL09
PACK	1	1



COLOR. Clear

**RING LOCK | LEVEL LOCK INSERT**

CODE	STSLLLIP
PACK	1

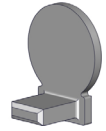


**ROMAN BAR SLEEVE & ROD**



TYPE	16 ft.
CODE	RRBR16
PACK	40

**ROMAN BAR END CAP**



CODE	RRBEC
PACK	500

**ROMAN BAR TUBE**




TYPE	16 ft.
CODE	RRBT16
PACK	300

**ROMAN BAR BOTTOM POCKET PLUG**



CODE	RRBBP
PACK	100

**ROMAN BAR BOTTOM RING SET**



CODE	RRBBRS
PACK	100

**ROMAN BAR CORD GUIDE**



CODE	RRBCG
PACK	500

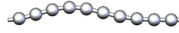
**ROMAN BAR CORD GUIDE HOBBLING**



CODE	RRBCGH2
PACK	500

**#10 METAL BEAD CHAIN**

500 ft.

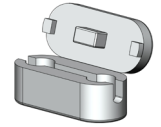


CODE	RBC45M	RBC45AB	RBC45MSS
PACK	1	1	1

COLOR. Antique Brown or Brass (AB), Nickel over Steel (M), Stainless Steel (SS)

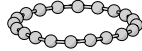
**PLASTIC CHAIN CONNECTOR**

CODE	RCPx
PACK	100



COLOR. Black (BK), Brown (BR), Clear (C), Gray (G), Vanilla (V), White (W)

**#10 METAL BEAD CHAIN LOOP**



TYPE	3 ft.		
CODE	RBC03M		
PACK	10		
TYPE	4 ft.	5 ft.	6 ft.
CODE	RBC04M	RBC05M	RBC06M
PACK	10	10	10

COLOR. Nickel over Steel

**5/16" OPEN METAL STOP BALL**

CODE	RCMSB	RCMSBAB
PACK	100	100



COLOR. Nickel Plated Brass (SB), Antique Brown (AB)

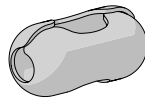
**PLASTIC CHAIN STOP BALL**

TYPE	With Shoulder	No Shoulder
CODE	RCPSB	RCPSBC
PACK	500	500



COLOR. Clear

**CRIMP CONNECTOR | METAL CHAIN**

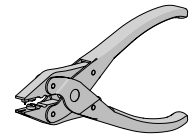


TYPE	Nickel over Steel	Stainless Steel	Colors - refer below
CODE	VA01-1522-024000	VA01-1522-010000	VA01-1522-xxx000
PACK	100	100	100

COLOR. Antique Bronze (476), Brass (043), Black (050)

**COMBINATION PLIERS/CRIMPING #10 METAL BEAD CHAIN**

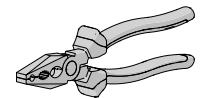
CODE	TM10-0291-000045
PACK	1



COLOR. Cast Steel (000)

**CHAIN CUTTING/CRIMPING PLIERS #10 Metal Bead Chain**

CODE	TM10-0292-000045
PACK	1

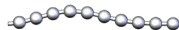


COLOR. Cast Steel (000)

**6MM PITCH PLASTIC CHAIN**

820 ft. roll

CODE	RBC6MMxx
PACK	1

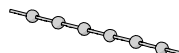


COLOR. Black (BK), Brown (BR), Clear (C), Vanilla (V), White (W)

**12MM PITCH PLASTIC CHAIN**

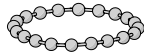
820 ft. roll

CODE	RBC8xx
PACK	1



COLOR. Black (BK), Gray (G), Vanilla (V), White (W)

**6MM PLASTIC CHAIN LOOP**



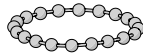
TYPE	2 ft. (0.62m)	3 ft. (0.92m)	4 ft. (1.23m)
CODE	RBC02P6xx	RBC03P6xx	RBC04P6xx
PACK	10	10	10

TYPE	5 ft. (1.54m)	6 ft. (1.85m)	7 ft. (2.15m)
CODE	RBC05P6xx	RBC06P6xx	RBC07P6xx
PACK	10	10	10

TYPE	8 ft. (2.44m)
CODE	RBC08P6xx
PACK	10

COLOR. Black (BK), Vanilla (V), White (W)

**CHAIN LOOP | #10 | STAINLESS STEEL**



TYPE	Chain Loop 1 ft. #10	Chain Loop 2 ft. #10	Chain Loop 3 ft. #10
CODE	VA01-1405-010025	VA01-1405-010050	VA01-1405-010075
PACK	10	10	10

TYPE	Chain Loop 4 ft. #10	Chain Loop 5 ft. #10	Chain Loop 6 ft. #10
CODE	VA01-1405-010100	VA01-1405-010125	VA01-1405-010150
PACK	10	10	10

TYPE	Chain Loop 7 ft. #10	Chain Loop 8 ft. #10	Chain Loop 9 ft. #10
CODE	VA01-1405-010175	VA01-1405-010200	VA01-1405-010225
PACK	10	10	10

TYPE	Chain Loop 10 ft. #10	Chain Loop 11 ft. #10	Chain Loop 12 ft. #10
CODE	VA01-1405-010250	VA01-1405-010275	VA01-1405-010300
PACK	10	10	10

COLOR. Stainless Steel (010)

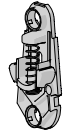
**CHAINHOLD COVER**



CODE	RB91-1336-001000
PACK	200

COLOR. Black (050), Clear (001), Gray (331), Vanilla (414), White (075)  
 USE WITH. Chainhold base assembly

**CHAINHOLD BASE ASSEMBLY**

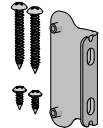


CODE	RB91-1337-001000
PACK	200

COLOR. Black (050), Clear (001), Gray (331), Vanilla (414), White (075)  
 USE WITH. Chainhold cover

**CHAINHOLD KIT**

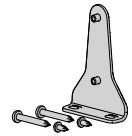
Bracket & screws



CODE	RB91-1338-001110
PACK	200

COLOR. Clear (001)

**CHAINHOLD FLOOR FIX KIT**

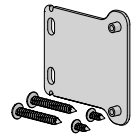


CODE	RB91-1338-001210
PACK	200

COLOR. Clear (001)

**CHAINHOLD SIDE FIX KIT**

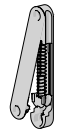
Bracket & screws



CODE	RB91-1338-001310
PACK	200

COLOR. Clear (001)

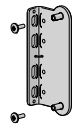
**FLEX CHAINHOLD**



CODE	RB91-1361-xxx000
PACK	200

COLOR. Frosted Clear (004), Black (050), Pure White (069)

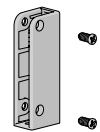
**FLEX CHAINHOLD OUTSIDE MOUNTING KIT | FROSTED CLR**



CODE	RB91-1363-004000
PACK	200

COLOR. Frosted Clear (004)  
 USE WITH. Flex Chainhold

**FLEX CHAINHOLD FLOOR MOUNT KIT | FROSTED CLEAR**



TYPE	Screw-down
CODE	RB91-1364-004000
PACK	200

COLOR. Frosted Clear (004)  
 USE WITH. Flex Chainhold

**FLEX CHAINHOLD ADHESIVE BRACKET KIT | FROSTED CLR**

CODE	RB91-1366-004000
PACK	1



COLOR. Frosted Clear (004)  
 USE WITH. Flex Chainhold

**FLEX CORDHOLD**

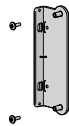
CODE	RB91-1362-xxx000
PACK	200



COLOR. Frosted Clear (004), Black (050), Pure White (069)

**FLEX CORDHOLD OUTSIDE MOUNTING KIT | FROSTED CLR**

CODE	RB91-1365-004000
PACK	200



COLOR. Frosted Clear (004)  
 USE WITH. Flex Cordhold

**FLEX CHAINHOLD & CORDHOLD | TENSION SPACER**

CODE	RB91-1399-503001
PACK	50



COLOR. Orange (503)  
 USE WITH. Flex Chainhold, Flex Cordhold

**CHAINHOLD INSTRUCTIONS BK110 (200PCS)**

CODE	MK04-INST-133101
PACK	200



USE WITH: Chainhold Kit

**CHAINHOLD INSTRUCTIONS BK110-210-310 (200PCS)**

CODE	MK04-INST-133102
PACK	200



USE WITH: Chainhold Kit, Chainhold Floor Kit, Chainhold Side Fix Kit

**TENSION DEVICE TAG 5.2.1 (2022)**

TYPE	5.2.2 (2022)
CODE	HD91-0106-000001
PACK	100



**BOTTOM RAIL TD LABEL 5.1.1 (2022), ROLL OF 250**

TYPE	5.1.1 (2022)
CODE	HD91-0122-xxx001
PACK	250



**BOTTOM RAIL TD LBL 5.1.2 (2022), ROLL OF 250, LONG**

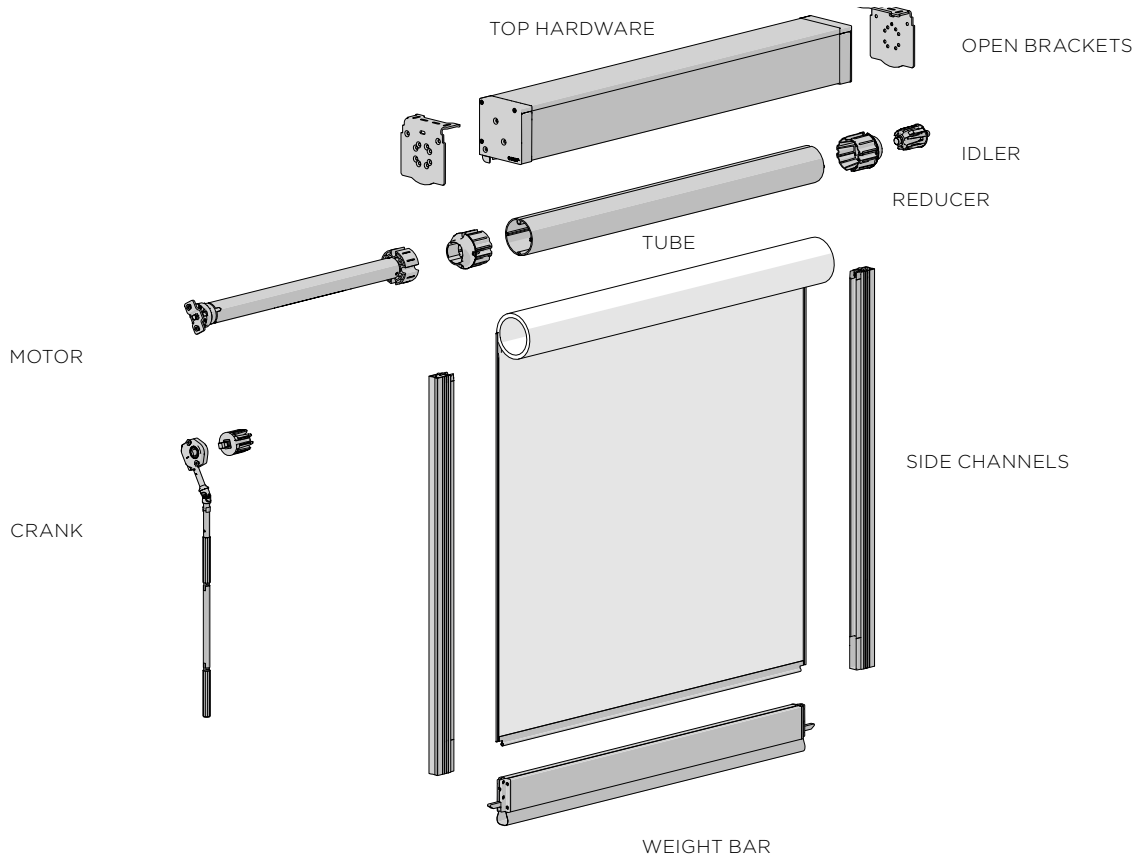
TYPE	5.1.1 (2022)
CODE	HD91-0122-000002
PACK	250



# OUTDOORS

Section 1	Core Hardware	
	Box Cassettes	101
	Open Brackets	104
	Controls	105
	Tubes	108
	Weight Bars	110
Section 2	Side Guide Options	
	Zipscreen	112
	Wire Guide	113

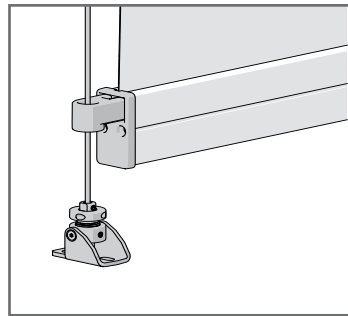
# OVERVIEW




## COLOR RANGE



## SYSTEM OPTIONS



WIRE GUIDE



STRAIGHT DROP

SYSTEM	TOP HARDWARE				TUBES				CONTROLS		W.BARS	
	BOX 120	BOX 160	BOX 190	OPEN	78MM	110MM	130MM	160MM	CRANK	MOTOR	F56	F72
ZIPSCREEN	✓	✓	✓	✓	✓	✓	✓		✓	✓	✓	✓
WIRE GUIDE	✓	✓	✓	✓	✓	✓	✓	✓	✓	✓	✓	✓
STRAIGHT DROP	✓	✓	✓	✓	✓	✓	✓		✓	✓	✓	✓

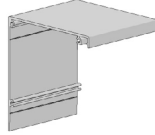
**CASSETTE**

**BOX 120**

**BOX 120 | BACK COVER**

19ft (5.8m) Piece

TYPE	Mill (000)	Colors - refer below
CODE	RE01-0101-000580	RE01-0101-xxx580
PACK	1	1



COLOR. Refer to color range on system overview page  
 USE WITH. Box 120 Covers & Box 120 End Plate Set

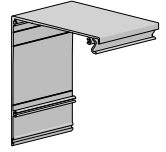
**CASSETTE**

**BOX 160**

**BOX 160 | TOP/BACK COVER**

22.9ft (7m) Piece

TYPE	Mill (000)	Colors - refer below
CODE	RE01-0111-000700	RE01-0111-xxx700
PACK	2	2




COLOR. Txd Black (150), Txd White (169), Txd Bronze (180)  
 USE WITH. Box 160 Front Cover, Box 160 End Plate Set

**BOX 120 | FRONT COVER (FULL)**

19ft (5.8m) Piece

TYPE	Mill (000)	Colors - refer below
CODE	RE01-0102-000580	RE01-0102-xxx580
PACK	2	2

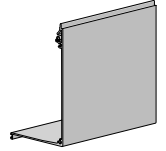


COLOR. Refer to color range on system overview page  
 USE WITH. Box 120 Back, Box 120 End Plate Set

**BOX 160 | FRONT COVER W/ BUBBLE**

22.9ft (7m) Piece

TYPE	Mill (000)	Colors - refer below
CODE	RE01-0113-000700	RE01-0113-xxx700
PACK	2	2




COLOR. Txd Black (150), Txd White (169), Txd Bronze (180)  
 USE WITH. Box 160 Top/Back Cover, Box 160 End Plate Set

**BOX 120 FRONT COVER | SEMI-FASCIA**

19ft (5.8m) Piece

TYPE	Mill (000)	Colors - refer below
CODE	RE01-0103-000580	RE01-0103-xxx580
PACK	4	4

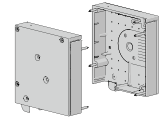


COLOR. Refer to color range on system overview page  
 USE WITH. Box 120 Back, Box 120 End Plate Set

**BOX 160 | END PLATE SET**

LH & RH

TYPE	Mill (000)	Colors - refer below
CODE	RE01-1106-000160	RE01-1106-xxx160
PACK	2	2




COLOR. Txd Black (150), Txd White (169), Txd Bronze (180)  
 USE WITH. Box 160 Top/Back Cover, Box 160 Front Cover

**BOX 120 | END PLATE SET**

LH & RH

TYPE	Mill (000)	Colors - refer below
CODE	RE01-1101-000120	RE01-1101-xxx120
PACK	2	4

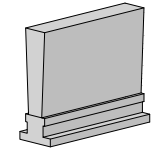


COLOR. Refer to color range on system overview page  
 USE WITH. Box 120 Back, Box 120 Full Cover, Box 120 Fascia

**FABRIC BRUSH T-SLOT**

13mm x 4.8mm | 400m Roll

CODE	SB91-0022-050400
PACK	400

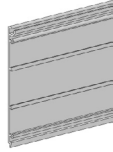


COLOR. Black (050)  
 USE WITH. Box 160 Top/Back Cover, Box 160 Front Cover

**BOX 190 | UNIVERSAL EXTRUSION**

22.9ft (7m) Piece

TYPE	Mill (000)	Colors - refer below
CODE	RE01-0106-000700	RE01-0106-xxx700-PF
PACK	1	1

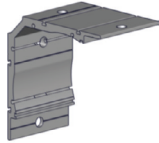


COLOR. Txd Black (150), Txd White (169)  
 USE WITH. Box 190 Front Cover, Box 190 Two-Side End Plate Set

**BOX 190 | UNIVERSAL BRACKET EXTRUSION**

X4" (100MM)

CODE	RE01-1105-020100
PACK	2

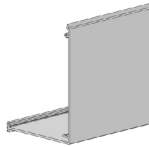


COLOR. Anodized (020)  
 USE WITH. Box 190 Universal Extrusion

**BOX 190 | FRONT COVER**

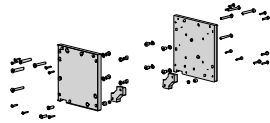
22.9ft (7m) Piece

TYPE	Mill (000)	Colors - refer below
CODE	RE01-0107-000700	RE01-0107-xxx700-PF
PACK	1	1



COLOR. Txd Black (150), Txd White (169)  
 USE WITH. Box 190 Universal Extrusion, Box 190 Two-Side End Plate Set

**BOX 190 | TWO-SIDE END PLATE SET**




TYPE	Mill (000)	Colors - refer below
CODE	RE01-1105-000001	RE01-1105-xxx001
PACK	1	1

COLOR. Txd Black (150), Txd White (169)  
 USE WITH. Box 190 Universal Extrusion & Brkt, Brkt adapters, Wire Guide adapter plate

**FOAM TAPE**

TYPE	0.063" x 0.354"
CODE	SB91-0516-050009
PACK	45

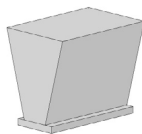


COLOR. Black (050)  
 USE WITH. Box 190 Universal Extrusion, Box 190 Front Cover

**FABRIC BRUSH | T-SLOT FIT**

10m x 4.8mm | 200m Roll

CODE	SB91-0012-050300
PACK	200

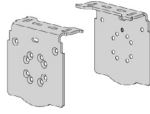


COLOR. Black (050)  
 USE WITH. Box 190 Front Cover, Universal Bracket Extrusion

## OPEN BRACKETS

### OPEN BRACKETS | SQUARE | 78MM

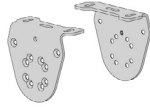
Type	Stainless Steel*	Colors - refer below
CODE	RE01-3031-012000	RE01-3030-xxx000
PACK	16	2



COLOR. Refer to color range on system overview page - Silver Zinc Plated (025)  
also available  
USE WITH. Open Bracket Cover

### OPEN BRACKETS | ROUND | 78MM

TYPE	Stainless Steel	Color - refer below
CODE	RE01-3021-012000	RE01-3020-xxx000
PACK	2	2

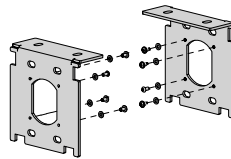


COLOR. Refer to color range on system overview page - Silver Zinc Plated (025)  
also available  
USE WITH. Open Bracket Cover

### ZIPSCREEN | OPEN BRACKET KIT | S100

Universal + Screws

TYPE	Polished SS
CODE	SB03-1301-009190
PACK	1

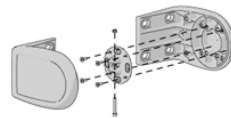


COLOR. Polished Stainless Steel (009)  
USE WITH. S100 Square Bracket Plates

### OUTSIDE/WALL MOUNT BRACKET SET | S100

& adapter

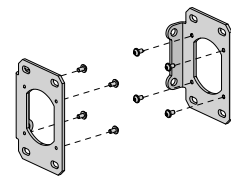
CODE	RB80-1201-xxx109
PACK	1



COLOR. Pure White (069), Black (050)  
USE WITH. Zamak Adapter, S100 Bearing Idler

### INSIDE MOUNT BRACKET KIT | MOTOR | S100

CODE	RB80-0478-xxx100
PACK	1



COLOR. Black (050), Pure White (069)  
USE WITH. S100 Bracket Adapter Kit

**CRANK OPERATION GEAR | RATIO 5:1**

with fixing screws

TYPE	Mill (000)	Color
CODE	RE01-0513-000003	RE01-0513-050003
PACK	5	5



COLOR. Black (050)

USE WITH. Crank Housing, Box 120 End Plate Set, Open Brackets

**CRANK OPERATION GEAR | RATIO 8:1**

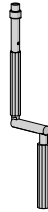
with fixing screws

TYPE	Mill	Color
CODE	RE01-0517-000003	RE01-0517-050003
PACK	5	5



COLOR. Black (050)

USE WITH. Crank Housing, Box 120 End Plates, Open Brackets

**GEAR/CRANK OPERATION CONTROL ARM**

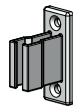
SIZE	3.2ft (100cm)	4.9ft (150cm)	6.5ft (200cm)
CODE	RB05-9101-340100	RB05-9101-340150	RB05-9101-340200
PACK	5	5	5

COLOR. Gray (340)

USE WITH. Crank Operation Gear, Gear/Crank Operation Arm Support

**GEAR/CRANK OPERATION ARM SUPPORT**

CODE	RB05-9102-xxx000
PACK	5

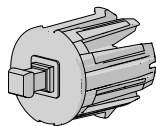


COLOR. Pure White (069), Gray (340)

USE WITH. Gear/Crank Operation Control Arm

**CRANK ADAPTER | 45MM**

CODE	RE01-0502-050045
PACK	5

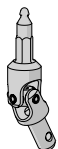


COLOR. Black (050)

USE WITH. Crank Operation Gear, 45mm reducer, 45mm to 78mm Crown

**RE01 GEAR | UNIVERSAL JOINT**

CODE	RE01-0510-020000
PACK	10



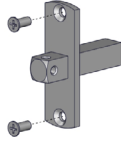
COLOR. Anodized (020)

USE WITH. Crank Operation Gear, Crank Operation Control Arm

## AUTOMATE 45MM SLIM MOTOR 10MM SQ. SHAFT

TYPE	45mm
CODE	RE01-0603-025000
PACK	1

COLOR. Silver Zinc Plated (025)  
USE WITH. Automate Bracket Adapter



## AUTOMATE | 78MM DRIVE SINGLE PIECE

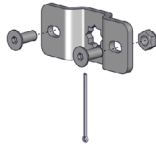
TYPE	78mm
CODE	MT03-0106-050006
PACK	5

COLOR. Black (050)

AUTOMATE 45MM MOTOR BRACKET ADAPTER  
+ screws

TYPE	45mm
CODE	RE01-0601-025000
PACK	5

COLOR. Silver Zinc Plated (025)  
USE WITH. Automate 10mm Sq. Shaft



## AUTOMATE REMOTES



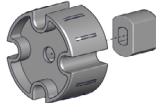
TYPE	Push 15	Push 5	Push 1
CODE	MT02-0101-xxx008	MT02-0101-xxx004	MT02-0101-xxx010
PACK	1	1	1
TYPE	Push PRO		
CODE	MT02-0101-xxx013		
PACK	1		

COLOR. Black (050), White (067)

## AUTOMATE | 78MM DRIVE WHEEL | IMPACT DETECT

TYPE	78mm
CODE	RE01-0680-050518
PACK	5

COLOR. Black (050)  
USE WITH. Automate FT Motor, 78mm Tube



## DRIVE CLIP FOR 35/45MM MOTOR


TYPE	35/45mm
CODE	MTCLIP-35-45
PACK	100



## 15NM FT ACRF MOTOR [Ø45/110V/32RPM] 10' CORD PLUG

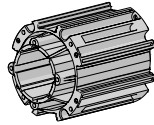
TYPE	45mm/15Nm/32r   Quiet
CODE	MT01-1145-069003
PACK	1

COLOR. Pure White (069)  
USE WITH. 78mm tubes, 78mm Automate Drive & Crown Wheel



**CROWN WHEEL | S100**

CODE	RB80-0701-073100
PACK	1

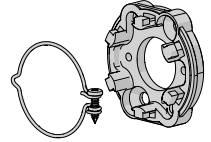


COLOR. Gray Cloud (073)  
USE WITH. AX Motors, Aluminum Tube S100-100STD & 130HD

**UNIVERSAL ZAMAK ADAPTER WITH LOCK RING**

Threaded

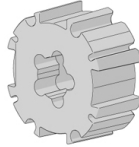
CODE	RB56-0766-014050
PACK	1



COLOR. Cast Silver (014)  
USE WITH. Box 160, AX Motors, 110mm Aluminum tubes

**DRIVE WHEEL | S100**

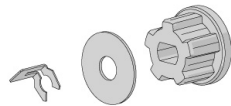
CODE	RB80-0301-073100
PACK	1



COLOR. Gray Cloud (073)  
USE WITH. Drive Wheel Adaptor, Aluminum Tube S100-100STD & 130HD

**AUTOMATE | AX MOTOR DRIVE ADAPTOR KIT**

CODE	MT03-0198-025008
PACK	1



COLOR. Silver Zinc Plated (025)  
USE WITH. AX Motor, S100 Drive Wheel

**AUTOMATE | AX30 ARC MOTOR [Ø45/110V/13RPM] LC**

CODE	MT01-1145-069018
PACK	1



COLOR. Pure White (069)  
USE WITH. S100 Crown & Drive, Drive Wheel Adaptor

**AUTOMATE | AX50 ARC MOTOR [Ø45/110V/13RPM] LC**

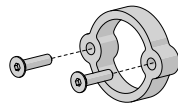
CODE	MT01-1145-069017
PACK	1



COLOR. Pure White (069)  
USE WITH. S100 Crown & Drive, Drive Wheel Adaptor

**BOX 160 | MOTOR SPACER W/ SCREWS**

CODE	RE01-0216-018000
PACK	4

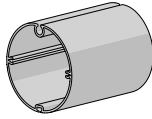


COLOR. Anodized (018)  
USE WITH. Box 160 (Zipscreen), AX Motors, 110mm Aluminum tubes

**ALUMINUM TUBE | 78MM**

19ft (5.8m) Piece

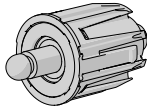
TYPE	STD-5.8m	HD-5.8m
CODE	RE01-0377-000580	RE01-0380-000580
PACK	2	2



COLOR. Mill (000)  
USE WITH. Zipscreen Top Hardware

**BEARING IDLER | 45MM**

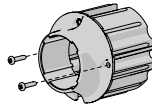
CODE	RE01-0213-050045
PACK	10



COLOR. Black (050)  
USE WITH. 45mm Reducer, 45mm Crown

**ZIPSCREEN REDUCER | 78-45MM W/ SCREW**

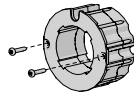
CODE	RE20-0311-050178
PACK	4



COLOR. Black (050)  
USE WITH. 78mm tube, 45mm Bearing Idler, 45mm Crank Adaptor, 45mm Motors

**AUTOMATE | 78MM CROWN**

CODE	MT03-0106-050005
PACK	5



COLOR. Black (050)  
USE WITH. 78mm tube, 45mm Bearing Idler, 45mm Crank Adaptor, 45mm Motors

**IDLER/SPRING ADAPTER MKII | RETAINER CLIP + SCREW**


CODE	RE01-0214-050000
PACK	5



COLOR. Black (050)  
USE WITH. 45mm Bearing Idler, Box 120 & 160, Open Brackets

**BEARING IDLER | S100**

CODE	RB80-0202-073100
PACK	1



COLOR. Gray Cloud (073)  
USE WITH. S100 Bracket Set or Plate, Aluminum Tube S100-100STD & 130HD

**ZIP | NO.6 GAUGE**

Double Sided - 1 Roll = 590.5ft (180m)

CODE	SH91-0135-050180
PACK	180



COLOR. Black (050)  
USE WITH. Fabric, Inner Rail

**ALUMINUM TUBE | S100 - 110 STANDARD**

22.9ft (7m) Piece

CODE	RB93-0110-000700
PACK	2

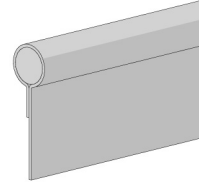


COLOR. Mill (000)  
USE WITH. S100 Crown & Drive, Reducer Set

**7MM FABRIC SPLINE WITH 15MM TAIL**

28ft (100m) roll

CODE	SB91-0409-050015
PACK	1

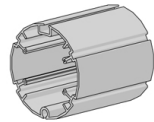


COLOR. Black (050)  
USE WITH. Weight Bars, Tubes

**ALUMINUM TUBE | S100 | 130 HEAVY DUTY**

22.9ft (7m) Piece

CODE	RB93-0130-000700
PACK	1

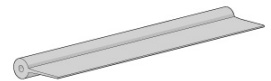


COLOR. Mill (000)  
USE WITH. S100 Crown & Drive, Reducer Set

**7.2MM SPLINE WITH 15MM TAIL**

328ft (100m) roll

CODE	SB91-0408-001015
PACK	1



COLOR. Clear (001)  
USE WITH. F56 Weight bar, 78mm tubes

**ZIPSCREEN | REDUCER END PLATE SET | S100**

2 piece set + screws

CODE	RB80-0501-050110	RB80-0501-050130
PACK	2	2

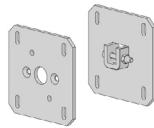


COLOR. Black (050)  
USE WITH. S100 Aluminum Tubes - 110mm & 130mm

**SQUARE MOTOR BRACKET PLATE | S100**

4.33" x 0.197" (110mm x 5mm) - Inside Mount


CODE	RB80-1503-xxx110
PACK	1



COLOR. Txd Black (150) , Txd White (169)  
USE WITH. End Plates, Motor Adaptor

**BOX 160 | IDLER ADAPTOR**

CODE	RE01-0215-050000
PACK	4



COLOR. Black (050)  
USE WITH. 110mm Aluminum tubes

**WIRE GUIDE | TUBE END PLATE SET | S100**

2 Piece Set + screws



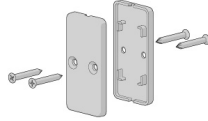
TYPE	110 Standard	130 Heavy Duty	160 Extra Heavy Duty
CODE	RB80-0601-073110	RB80-0601-073130	RB80-0601-073160
PACK	1	1	1

COLOR. Gray Cloud (073)  
USE WITH. S100 Aluminum Tube- 110mm, 130mm & 160mm

## WEIGHT BARS

### F56 WEIGHT BAR | PLAIN END CAP SET

CODE	RE15-0501-050000
PACK	5




COLOR. Black (050)  
USE WITH. F56 Weight Bar, Straight Drop

### F56 WEIGHT BAR

19ft (5.8m) Piece

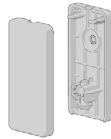
SIZE	Mill (000)	Colors - refer below
CODE	RE15-0101-000580	RE01-0101-xxx580
PACK	2	2



COLOR. Refer to color range on system overview page  
USE WITH. F56 Weight Bar End Caps, Flat Ballast, 7.2mm Tail Spline

### F72 WEIGHT BAR | PLAIN END CAP SET

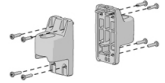
CODE	RE15-0540-050000
PACK	5



COLOR. Black (050)  
USE WITH. F72 Weight Bar, Straight Drop

### F72 WEIGHT BAR | WIRE GUIDE END CAP SET

CODE	RE15-0522-xxx000
PACK	5

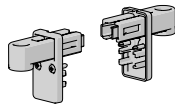


COLOR. Black (050), Pure White (069)  
USE WITH. F72 Weight Bar

### F56 WIRE GUIDE END CAP SET + SCREWS BLK

Includes Screws

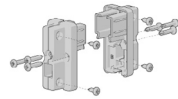
CODE	RE15-0601-xxx001
PACK	5



COLOR. Black (050), Pure White (069)  
USE WITH. F56 Weight Bar

### F56 WEIGHT BAR | ZIPSCREEN END CAP SET

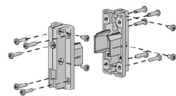
CODE	RE20-0303-xxx002
PACK	10



COLOR. Black (050), Pure White (069)  
USE WITH. F56 Weight Bar

### F72 WEIGHT BAR | ZIPSCREEN END CAP SET

CODE	RE15-0512-xxx000
PACK	5

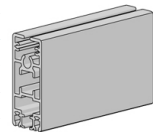


COLOR. Black (050), Pure White (069)  
USE WITH. F72 Weight Bar

### F72 WEIGHT BAR

22ft (7m) Piece

TYPE	Mill (000)	Colors - refer below
CODE	RE15-0112-000700	RE15-0112-xxx700
PACK	1	1

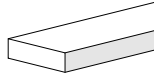


COLOR. Refer to color range on system overview page  
USE WITH. F72 End Caps, Flat Ballast, 7mm Fabric Spline

**F56 WEIGHT BAR | 20 X 5MM BALLAST | WRAPPED**

6.6ft (2m) Piece

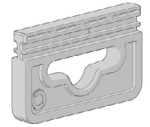
CODE	SB91-1015-050200
PACK	10



COLOR. Black (050)  
USE WITH. F56 Weight Bar

**25MM STRAP DOWN LOOP | F56 WEIGHT BAR**

CODE	RE91-1102-050025
PACK	10

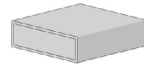


COLOR. Black (050)  
USE WITH. F56 Weight Bar

**F72 WEIGHT BAR | 25 X 8MM BALLAST | WRAPPED**

6.6ft (2m) Piece

CODE	SB91-1018-050200
PACK	5



COLOR. Black (050)  
USE WITH. F72 Weight Bar

**STRAP DOWN PAD EYE SADDLE | 30MM**

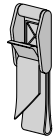
CODE	RE91-1104-013030
PACK	10



COLOR. Polished Stainless Steel (013)  
USE WITH. Strap Down Spring Clip | 50mm

**25MM CAM BUCKLE & STRAP ASSEMBLY**

CODE	RE91-0100-025025
PACK	2

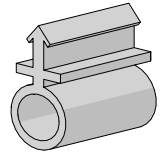


COLOR. Silver Zinc Plated (025)  
USE WITH. 25mm straight drop loop

**WEIGHT BAR BUBBLE SEAL PUSH FIT**

429ft (150m) Roll \*\*WHILE SUPPLIES LAST\*\*

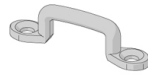
CODE	SB91-0013-050150
PACK	150



COLOR. Black (050)  
USE WITH. F56 Weight Bar, F72 Weight Bar

**25MM FOOTMANS LOOP**

CODE	RE91-1101-013025
PACK	10

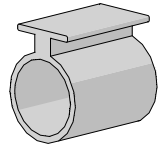


COLOR. Stainless Steel (013)  
USE WITH. 25mm strap down loop

**BUBBLE SEAL STRIP | F56 WEIGHT BAR**

19ft (5.8m) Piece \*\*WHILE SUPPLIES LAST\*\*

CODE	SB91-0001-050580
PACK	10



COLOR. Black (050)  
USE WITH. F56 Weight Bar

**STRAP DOWN SPRING CLIP | 50MM**

CODE	RE91-1103-009050
PACK	10

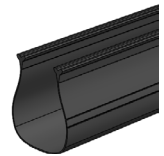


COLOR. Stainless Steel (009)  
USE WITH. 25mm strap down loop & pad eye saddle

**ULTRA LOCK SEAL V3**

164ft (50m) Roll

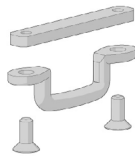
CODE	SB91-0008-050050
PACK	50



COLOR. Black (050)  
USE WITH. F56 Weight Bar, F72 Weight Bar

**FOOTMANS LOOP KIT | F72 WEIGHT BAR**

CODE	RE91-1111-013025
PACK	5



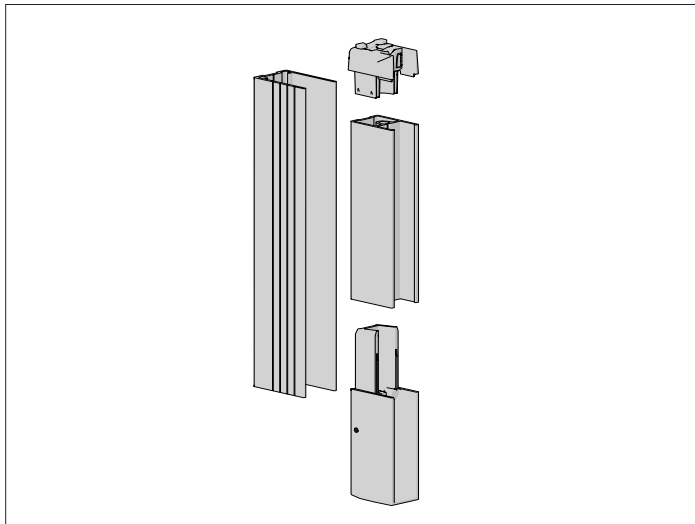
COLOR. Stainless Steel (013)  
USE WITH. F72 Weight Bar

**16MM BUBBLE SEAL | F72 WEIGHT BAR**

CODE	SB91-0018-050040
PACK	40




COLOR. Black (050)  
USE WITH. F72 Weight Bar



**ZIPSCREEN | L-FIXING RAIL | BOX 160/190**

18ft (5.5m) Piece

TYPE	Mill (000)	Colors - refer below
CODE	SB04-0708-000550	SB04-0708-xxx550-PF
PACK	8	8

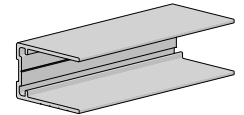


COLOR. Txd Black (150), Txd White (169), Txd Bronze (180)  
 USE WITH. Box 160/190, S100 Open Brackets

**ZIPSCREEN | U MOUNTING RAIL**

18ft (5.5m) Piece

TYPE	Mill (000)	Colors - refer below
CODE	SB04-0702-000550	SB04-0702-xxx550-PF
PACK	10	10

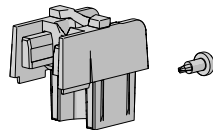


COLOR. Refer to color range on system overview page  
 USE WITH. Inner Rail, L Fixing Rail, End Plate set

**ZIPSCREEN | FUNNEL W/ INTEGRATED TOPS STOP**

+ screw

CODE	SB05-1412-050001
PACK	50




COLOR. Black (050)  
 USE WITH. Inner Rail

**ZIPSCREEN | FACE FIX + U-MOUNTING RAIL**

18ft (5.5m) Piece


CODE	SB04-0705-000550
PACK	8



COLOR. Mill (000)  
 USE WITH. Inner Rail, End Plate set

**ZIPSCREEN | INNER RAIL**

18ft (5.5m) Piece



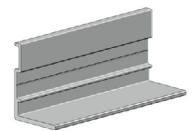
TYPE	Mill (000)	Colors - refer below
CODE	SB04-0701-000550	SB04-0701-xxx550
PACK	10	10

COLOR. Refer to color range on system overview page  
 USE WITH. U Mounting Rail, Inner Rail Funnel & Stop Set, Inner Rail Bottom Cap Set

**ZIPSCREEN | L-FIXING RAIL | BOX 120**

18ft (5.5m) Piece

TYPE	Mill (000)	Color - refer below
CODE	SB04-0703-000550	SB04-0703-xxx550
PACK	10	10

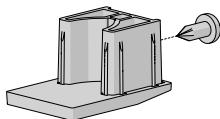


COLOR. Refer to color range on system overview page  
 USE WITH. U Mounting Rail

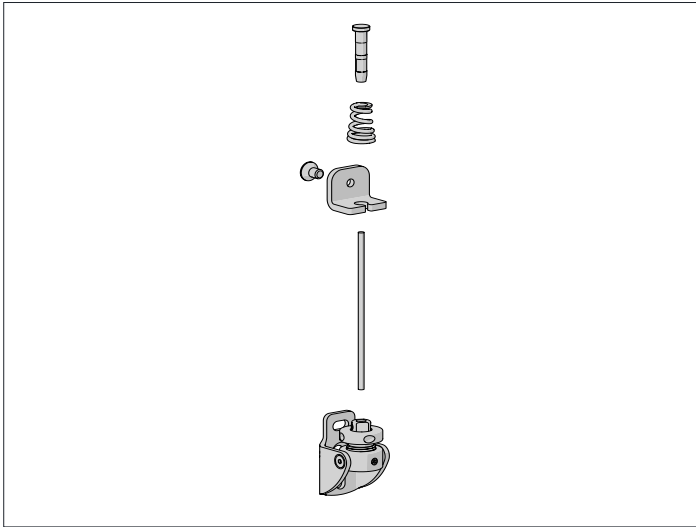
**ZIPSCREEN | INNER RAIL BOTTOM CAP SET**

+ screw

CODE	SB05-1511-050001
PACK	50



COLOR. Black (050)  
 USE WITH. Inner Rail



**DOME HEAD TERMINAL | 3.2MM**

For 3.2mm Wire

CODE	RE24-1312-009002
PACK	20

COLOR. Polished Stainless Steel (009)  
 USE WITH. 3.2mm Wire Tensioning Guide



**WIRE GUIDE TENSIONING CABLE | 3.2MM**

Thread: 1 x 19 | 1 Roll = 164ft (50m)

CODE	RB91-3602-010032
PACK	50

COLOR. Stainless Steel (010)  
 USE WITH. Dome Head Terminal

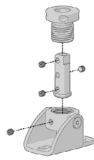


**WIRE GUIDE | BOTTOM SWIVEL BRACKET | 3.2MM**

Floor/Wall Mount

CODE	RE24-2205-009000
PACK	4


COLOR. Polished Stainless Steel (009)  
 USE WITH. Swaged Dome Stud Terminal, 3.2mm Wire



**WIRE GUIDE | TOP SADDLE TERMINAL KIT | 3.2MM**

CODE	RE24-4004-010032
PACK	8

COLOR. Stainless Steel (010)  
 USE WITH. Box 120 & 160 End plates, Open Brackets



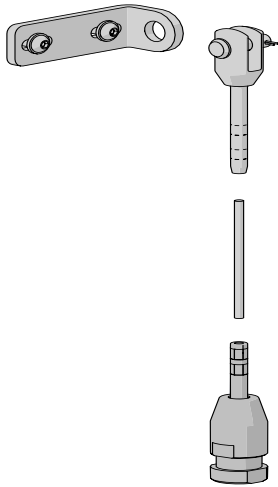
**SWAGED DOME HEAD TERMINAL | 3.2MM**

13.7ft (4.2m) Wire

CODE	RE24-1312-009420
PACK	4

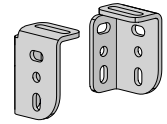
COLOR. Polished Stainless Steel (009)  
 USE WITH. Wire Guide Top Saddle Terminal Kit w/ Spring





**WALL MOUNTING L BRACKET - LH AND RH SET**  
3.54" x 1.5" (90mm x 38mm) \*WHILE SUPPLY LASTS\*

CODE	RE24-2301-009090
PACK	1



COLOR. Polished Stainless Steel (009)  
USE WITH. Threaded Stud Terminal

**THREADED STUD TERMINAL**  
+ nut & washer \*WHILE SUPPLY LASTS\*

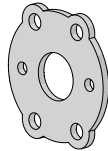
CODE	RE24-1401-009040
PACK	2



COLOR. Polished Stainless Steel (009)  
USE WITH. Swage Fork Terminal

**ZAMAK ADAPTER SPACER**

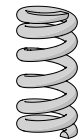
CODE	RB80-0411-025050
PACK	1



COLOR. Zinc Plated (025)  
USE WITH. Zamak Adapter in Box 190 & S100 Recess Brackets

**TENSION SPRING**  
14.5 I.D. x 23.5 O.D x 50mm \*WHILE SUPPLY LASTS\*

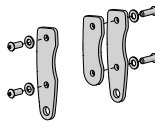
CODE	RE24-9101-009050
PACK	2



COLOR. Polished Stainless Steel (009)  
USE WITH. Threaded Stud Terminal

**S100 MOTOR | WIRE GUIDE BRACKET ADAPTER KIT**  
Outside / Wall Mount \*WHILE SUPPLY LASTS\*

TYPE	Zinc Plated	Colors - refer below*
CODE	RB80-0476-025100	RB80-0476-xxx100
PACK	1	1



COLOR. Black (050), Pure White (069)  
USE WITH. S100 Bracket Set - Outside/ Wall Mount

**BOX 190 | WIRE GUIDE ADAPTER PLATE**

CODE	RB80-0481-012000
PACK	1



COLOR. Stainless Steel (012)  
USE WITH. Box 190 end plates and fork terminal

**SWAGE FORK TERMINAL | 4MM**  
0.16" (4mm) stainless steel wire \*WHILE SUPPLY LASTS\*

CODE	RE24-1314-009400
PACK	2



COLOR. Polished Stainless Steel (009)  
USE WITH. S100 Bracket Set - Outside/Wall Mount, Wire Guide Cable

**WIRE GUIDE TENSIONING CABLE | 4MM**  
164ft (50m) Roll \*WHILE SUPPLY LASTS\*

CODE	RB91-3602-006040
PACK	50



COLOR. Stainless Steel (006)  
USE WITH. Flat Head Stud & Swage Fork Terminals, F72 Wire Guide End Caps

**TENSIONING BRACKET & FLAT HEAD STUD TERMINAL**  
0.16" (4mm) stainless steel wire \*WHILE SUPPLY LASTS\*

CODE	RE24-2601-009040
PACK	2



COLOR. Polished Stainless Steel (009)  
USE WITH. 4mm Wire Guide Cable

## OPTIONAL ACCESSORIES

### AUTOMATE | SOLAR WIND/LIGHT SENSOR

TYPE	Solar powered
CODE	MT02-0301-072001
PACK	1



COLOR. White (072)  
USE WITH. AUTOMATE FT Motor

### STAINLESS STEEL RIVET

0.16" O.D [Grip Range 0.126" - 0.189"]


CODE	HD86-0332-010009
PACK	100



COLOR. Stainless Steel (010)  
USE WITH. Zipscreen U Mounting Rail, Inner Rail, L Fixing Rail

### SOMFY DRIVE WHEEL

TYPE	78mm
CODE	RE01-0678-050003
PACK	5

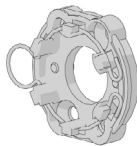


COLOR. Black (050)  
USE WITH. M50 Somfy Round Head Motor

### UNIV ZAMAK ADAPTER & LOCK RING

M6 x 10mm (open brackets)

TYPE	Universal
CODE	RB56-0763-014050
PACK	1

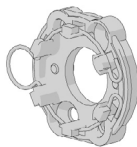


COLOR. Cast Silver (014)  
USE WITH. Open Brackets

### UNIV ZAMAK ADAPTER & LOCK RING

M6 X 12mm (boxed system)

TYPE	Universal
CODE	RB56-0764-014050
PACK	1

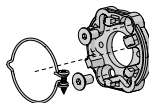


COLOR. Cast Silver (014)  
USE WITH. Box 120 system

### UNIVERSAL ZAMAK ADAPTER

with Lock Ring & screws

CODE	RB56-0762-014050
PACK	1

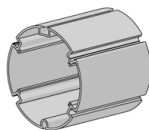


COLOR. Cast Silver (014)  
USE WITH. S100 Square Motor Bracket Plate, AX Motors

### ALUMINUM TUBE | S100 | 160 EXTRA HEAVY DUTY

O.D. 6.3" x 22.9ft (160mm x 7m)

TYPE	22.9ft (7m)
CODE	RB93-0160-000700
PACK	1




COLOR. Mill (000)  
USE WITH. S100 Tube End Plates, S100 - 130mm Tube (internal sleeve)

## SPARE PARTS

### BOX 120 END PLATE | O-RING

CODE	HD87-1060-050030
PACK	1000



COLOR. Black (050)  
USE WITH. BOX 120 End Plates (RE01-1101-xxx120)

### BOX 120 END PLATE COVER, BLACK

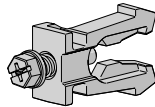
CODE	ME01-1101-050905
PACK	4



COLOR. Refer to color range on system overview page  
USE WITH. BOX 120 End Plates (RE01-1101-xxx120)

### IDLER/SPRING ADAPTER MKII | RETAINER CLIP + SCREW

CODE	RE01-0214-050004
PACK	10



COLOR. Black (050)  
USE WITH. Idler Adaptor Kit MKII (RE01-0214-050000)

### SELF-DRILLING HEX HEAD SCREWS | PAINTED

CODE	HD82-5022-xxx013
PACK	500



COLOR. Refer to color range on system overview page  
USE WITH. Zipscreen Inner Rail & U Mounting Rail

### ZIPSCREEN | INNER RAIL ALIGNMENT TOOL

CODE	RE20-9001-570000
PACK	5



COLOR. Yellow (570)  
USE WITH. Zipscreen Inner Rail & U Mounting Rail

# AUTOMATE®

SMARTER SHADES



PRODUCT CATALOG 2026

# Automate 5V Li-Ion Battery Powered Motors

## 5V ZERO LI-ION 0.7NM Q MT [Ø25/5V/28RPM](SKY)

CODE	COLOR	PRICE	PACK QTY.
MT01-1325-069037	White		1
MT01-1325-069037-CT	White		20



## 5V ZERO LI-ION 1.1NM Q MT [Ø25/5V/28RPM](SKY)

CODE	COLOR	PRICE	PACK QTY.
MT01-1325-069029	White		1
MT01-1325-069029-CT	White		20



## 5V ZERO LI-ION 2.0NM Q MT [Ø28/5V/28RPM](SKY)

CODE	COLOR	PRICE	PACK QTY.
MT01-1328-069008	White		1
MT01-1328-069008-CT	White		15



## AUTOMATE | LI-ION 6NM Q MOTOR [Ø35/5V/24RPM]

CODE	COLOR	PRICE	PACK QTY.
MT01-1335-069002	White		1



## AUTOMATE | LI-ION 6NM Q MOTOR [Ø45/5V/24RPM]

CODE	COLOR	PRICE	PACK QTY.
MT01-1345-069003	White		1



## AUTOMATE | LI-ION 13NM Q MOTOR [Ø45/5V/11RPM]

CODE	COLOR	PRICE	PACK QTY.
MT01-1345-069004	White		1



## AUTOMATE | SOLAR PANEL FOR 5V MOTORS

CODE	COLOR	PRICE	PACK QTY.
MT03-0302-067002	White		1



## 5V USB WALL CHARGER PLUG 2A FOR 5V MOTORS

CODE	COLOR	PRICE	PACK QTY.
MT03-0301-069008	White		1



## 5V USB CABLE 157" / 4000MM

CODE	COLOR	PRICE	PACK QTY.
MT03-0301-069007	White		1



## 5V USB CHARGING CABLE EXTENDER 48" / 1200MM

NOTE: Used only with micro USB Cable.

CODE	COLOR	PRICE	PACK QTY.
MT03-0301-069013	White		1



## 5V USB CHARGING CABLE EXTENDER 8" / 210MM

CODE	COLOR	PRICE	PACK QTY.
MT03-0301-069014	White		10



## AUTOMATE | USB CABLE TYPE C 5V - 157" / 4000MM

CODE	COLOR	PRICE	PACK QTY.
MT03-0301-069026	White		1



# Automate Li-Ion FT Outdoor Battery Powered Motor

## AUTOMATE | LI-ION FT 15NM MOTOR [Ø45/5V/15RPM]

CODE	COLOR	PRICE	PACK QTY.
MT01-1345-069005	White		1



## AUTOMATE | 8FT USB-C PORT EXTENSION LI-ION FT MT

CODE	COLOR	PRICE	PACK QTY.
MT03-0304-050023	Black		10



## AUTOMATE | USB-C CHARGE ADAPTER FOR LI-ION FT MT

CODE	COLOR	PRICE	PACK QTY.
MT03-0304-050024	Black		1




## AUTOMATE | 5FT USB-C PORT EXTENSION LI-ION FT MT

CODE	COLOR	PRICE	PACK QTY.
MT03-0304-050025	Black		10



## AUTOMATE | OUTDOOR SOLAR PANEL FOR LI-ION FT MOTOR

CODE	COLOR	PRICE	PACK QTY.
MT03-0302-050005	Black		1



## AUTOMATE | SOLAR PANEL CABLE EXTENDER 3FT/1M

CODE	COLOR	PRICE	PACK QTY.
MT03-0304-050026	Black		10



## AUTOMATE | SOLAR PANEL CABLE EXTENDER 10FT/3M

CODE	COLOR	PRICE	PACK QTY.
MT03-0304-050027	Black		10



## AUTOMATE | Y-SPLITTER FOR LI-ION FT MOTOR

CODE	COLOR	PRICE	PACK QTY.
MT03-0304-050028	Black		10



# Automate 5V Li-Ion Magnetic Charging Kits

## 5V MAGNETIC USB KIT 1X CABLE 1X MICRO USB CONNECTOR

CODE	COLOR	PRICE	PACK QTY.
MT03-0301-069023	Pure White		1



## 5V MAGNETIC USB KIT 1X CABLE 5X MICRO USB CONNECTOR

CODE	COLOR	PRICE	PACK QTY.
MT03-0301-069024	Pure White		1



## 5V MAGNETIC MICRO USB KIT 25X MICRO USB CONNECTOR

CODE	COLOR	PRICE	PACK QTY.
MT03-0301-069025	Pure White		1



## 5V MAGNETIC TYPE C KIT 1 X CABLE 1 X USB CONNECTOR

CODE	COLOR	PRICE	PACK QTY.
MT03-0301-069040	White		1



## 5V MAGNETIC TYPE C KIT 1 X CABLE 5 X USB CONNECTOR

CODE	COLOR	PRICE	PACK QTY.
MT03-0301-069041	White		1



## 5V MAGNETIC TYPE C KIT 25 X USB CONNECTOR

CODE	COLOR	PRICE	PACK QTY.
MT03-0301-069042	White		1



# Automate DCRF Low Voltage Powered Motors

## AUTOMATE | DC ZERO 1.1NM Q MT [Ø25/12V/28RPM] SKY

CODE	COLOR	PRICE	PACK QTY.
MT01-1225-069002	White		1




## AUTOMATE | DC ZERO 2.0NM Q MT [Ø28/12V/28RPM] SKY

CODE	COLOR	PRICE	PACK QTY.
MT01-1228-069002	White		1




## AUTOMATE | DC 6NM Q MOTOR [Ø35/12V/24RPM]

CODE	COLOR	PRICE	PACK QTY.
MT01-1235-069001	White		1



## AUTOMATE | DC 6NM Q MOTOR [Ø45/12V/24RPM]

CODE	COLOR	PRICE	PACK QTY.
MT01-1245-069002	White		1



## POWER SUPPLY DCRF MOTOR 25MM (NO BATT)

CODE	COLOR	PRICE	PACK QTY.
MTDCPS-18-25	White		1



## POWER SUPPLY DCRF MOTOR 28/35/45 (NO BATT)

CODE	COLOR	PRICE	PACK QTY.
MTDCPS-28-35-45	White		1



## POWER PANEL 18CH 15V FOR DCRF MOTORS

CODE	Color	PRICE	PACK QTY.
MT03-0301-411005	-		1



## AC POWER CORD ADAPTOR 1.8M/6FT 3 PIN US PLUG

CODE	COLOR	PRICE	PACK QTY.
MT03-0304-050007	Black		1



## CONNECTION HARNESS FOR DCRF MOTORS-JST SC

CODE	COLOR	PRICE	PACK QTY.
MT03-0301-069012	White		10



## BATTERY TUBE FOR 25MM DCRF

CODE	COLOR	PRICE	PACK QTY.
MTBWAND18-25	White		1



## 5V RECHARGABLE BATTERY PACK 2600MAH

CODE	COLOR	PRICE	PACK QTY.
MT03-0305-069003	White		1



## DC MOTOR CABLE EXT 6"/155MM

CODE	COLOR	PRICE	PACK QTY.
MTDC-CBLXT6	White		10



## DC MOTOR CABLE EXT 48"/1220MM

CODE	COLOR	PRICE	PACK QTY.
MTDC-CBLXT48	White		10



## DC MOTOR CABLE EXT 96"/2440MM

CODE	COLOR	PRICE	PACK QTY.
MTDC-CBLXT96	White		10



# Automate AC Powered Motors (ML, FT, & Drapery)

## 110V ACRF 6NM MOTOR [35MM/33RPM]

CODE	COLOR	PRICE	PACK QTY.
MTACRF35-6	White		1



## 110V ACRF 6NM MOTOR [35MM/33RPM] 20'

CODE	COLOR	PRICE	PACK QTY.
MTACRF35-6LC	White		1



## 6NM ACRF Q MOTOR [Ø35/110V/24RPM] 10' CORD PLUG

CODE	COLOR	PRICE	PACK QTY.
MTACRF35-6	White		1



## AUTOMATE | ACFT 10NM Q MOTOR [Ø45/21RPM] 10' PLUG

CODE	COLOR	PRICE	PACK QTY.
MT01-1145-069002	White		1



## AUTOMATE | ACFT 10NM Q MOTOR [Ø45/21RPM] 20' PLUG

CODE	COLOR	PRICE	PACK QTY.
MT01-1145-069004	White		1



## 15NM ACRF MOTOR [Ø45/110V/32RPM] 10' CORD PLUG

CODE	COLOR	PRICE	PACK QTY.
MTACRF45-15	White		1



## AUTOMATE | ARC FT 15NM MOTOR WITH CLIP

CODE	COLOR	PRICE	PACK QTY.
MT01-1145-069003	White		1



## AUTOMATE | AX30 ARC MOTOR [Ø45/110V/13RPM] LC

CODE	COLOR	PRICE	PACK QTY.
MT01-1145-069018	-		1



## AUTOMATE | AX50 ARC MOTOR [Ø45/110V/13RPM] LC

CODE	COLOR	PRICE	PACK QTY.
MT01-1145-069017	-		1



## 110V ML 6NM MOTOR [35MM/33RPM]

CODE	COLOR	PRICE	PACK QTY.
MTACML35-6	White		1



## 6NM ML Q MOTOR [Ø35/110V/24RPM] 10' CORD

CODE	COLOR	PRICE	PACK QTY.
MTACQML35-6	White		1




## 10NM ML Q MOTOR [Ø45/110V/21RPM] 10' CORD

CODE	COLOR	PRICE	PACK QTY.
MTACQ45-10-M	White		1



## 20NM ML Q MOTOR [Ø45/110V/32RPM] 10' CORD

CODE	COLOR	PRICE	PACK QTY.
MTAC45-20-M	White		1



## AUTOMATE | AC EL 6NM Q MOTOR [Ø35/120V/33RPM]

CODE	COLOR	PRICE	PACK QTY.
MT01-1035-069001	White		1



## AUTOMATE | AC EL 10NM Q MOTOR [Ø45/120V/21RPM]

CODE	COLOR	PRICE	PACK QTY.
MT01-1045-069001	White		1



## 110V DRAPERY MOTOR [1.2NM/14RPM]

CODE	COLOR	PRICE	PACK QTY.
MTACRFDR-50KG	White		1



## 110V DRAPERY MOTOR [1.2NM/14RPM] WITH 20' CORD

CODE	COLOR	PRICE	PACK QTY.
MTACRFDR-50KGLC	White		1



**DRAPERY END GEAR PULLEY FOR MTACRFDR-50KG**

CODE	COLOR	PRICE	PACK QTY.
MTDR-EP-DR-AC	White		1



**AUTOMATE | MALE POWER PLUG ADAPTER - 2.1MM X 5.5MM**

CODE	COLOR	PRICE	PACK QTY.
MT03-0603-050001	Black		10




**15V VERSA DRAPERY 1.2NM MOTOR [120RPM]**

CODE	COLOR	PRICE	PACK QTY.
MT01-2101-069002	White		1



**DRAPERY TRACK DRIVE BELT - 100 METER ROLL**

CODE	COLOR	PRICE	PACK QTY.
MTDR-BELT	Green		1



**VERTICAL END PULLY "B" TRACK**

CODE	COLOR	PRICE	PACK QTY.
MT03-0401-069014	White		10



**VERSA BATTERY MODULE 2600 MAH**

CODE	COLOR	PRICE	PACK QTY.
MT03-0305-069004	White		1



**VERSA AC MODULE 10' CORD + PLUG [110V]**

CODE	COLOR	PRICE	PACK QTY.
MT03-0305-069005	White		1



**VERSA AC MODULE 10' CORD [110V]**

CODE	COLOR	PRICE	PACK QTY.
MT03-0305-069006	White		1



**AC GROUNDING 3 CONDUCTOR MALE PLUG**

CODE	COLOR	PRICE	PACK QTY.
MTAC-FIELDPLUG	White		1



**AC 2 CONDUCTOR RIGHT ANGLE FIELD PLUG 125V - 15A**

CODE	COLOR	PRICE	PACK QTY.
MT03-0601-069001	White		100



# Automate DC Powered Tilt and Cord Lift Motors

## 12V VT TILT 0.6NM MOTOR [11RPM]

CODE	COLOR	PRICE	PACK QTY.
MT01-4001-069003	White		1



## TILT MOTOR CRADLE HIGH PROFILE HEAD RAILS

CODE	COLOR	PRICE	PACK QTY.
MTAD-TILT-HPCRADLE	White		10



## TILT MOTOR SHADE ADAPTER - 5MM HEX

CODE	COLOR	PRICE	PACK QTY.
MTAD-TILT-SA-5HEX	Black		25



## 12V CORE TILT MOTOR KIT

CODE	COLOR	PRICE	PACK QTY.
MT01-4001-069002	White		1




## 12V DCRF CORD LIFT MOTOR [0.6NM/50RPM]

CODE	COLOR	PRICE	PACK QTY.
MTDCRF-CL-0.6-50	White		1



## 12V DCRF CORD LIFT 0.8NM MOTOR [45RPM]

CODE	COLOR	PRICE	PACK QTY.
MT01-3001-069001	White		1



## AUTOMATE | DC CL TDBU 2X 0.6NM Q MOTOR [12V/34RPM]

CODE	COLOR	PRICE	PACK QTY.
MT01-3101-069004	White		1




## CORD LIFT MOTOR ADAPTER KIT | SS38

CODE	COLOR	PRICE	PACK QTY.
MTAD-CLHRSS38KT	White		10



## CORD LIFT SHAFT ADAPTER - 4MM SQUARE

CODE	COLOR	PRICE	PACK QTY.
MTAD-CLSA-4MMSQ	-		100



## CORD LIFT SHAFT ADAPTER - 5MM SQUARE

CODE	COLOR	PRICE	PACK QTY.
MTAD-CLSA-5MMSQ	-		10



## CORD LIFT SHAFT ADAPTER - D SHAFT

CODE	COLOR	PRICE	PACK QTY.
MTAD-CLSA-D	-		10



## CORD LIFT SHAFT ADAPTER - V GROOVE

CODE	COLOR	PRICE	PACK QTY.
MTAD-CLSA-V	-		10




## SHAFT ADAPTOR FOR TILT MOTOR TO D SHAFT+GRUB SCREW

CODE	COLOR	PRICE	PACK QTY.
MT03-0207-050021	Black		100




## M4 X 4MM SET SCREW

CODE	COLOR	PRICE	PACK QTY.
SS31-5991-050944	Zinc		50



## CORD LIFT MOTOR ADAPTER | BTG CONTOUR HDRL

CODE	COLOR	PRICE	PACK QTY.
MTAD-CLHR-BTGC	Black		10



## CORD LIFT MOTOR ADAPTER | BTG UNISOL RMN HDRL

CODE	COLOR	PRICE	PACK QTY.
MTAD-CLHR-US-ROM	Black		10



## 5V SMALL SQUARE RECHARGEABLE BATTERY PACK 2600MAH

CODE	COLOR	PRICE	PACK QTY.
MT03-0305-069013	White		1



## AUTOMATE

### CORD LIFT MOTOR ADAPTER | TURNILS HEADRAIL

CODE	COLOR	PRICE	PACK QTY.
MTAD-CLHR-TUR	Black		25



### CORD LIFT MOTOR ADAPTER FOR SPRINGS HEADRAIL

CODE	COLOR	PRICE	PACK QTY.
MT03-0207-050016	Black		100



### MOTOR ADAPTER KIT CORD LIFT - HT HEADRAIL

CODE	COLOR	PRICE	PACK QTY.
MT03-0603-050003	Black		10



### CORD LIFT ADAPTER FOR TURNILS HEADRAIL

CODE	COLOR	PRICE	PACK QTY.
MT03-0207-050033	Black		100



# Automate Controllers & Sensors

### AUTOMATE | PUSH PRO REMOTE

CODE	COLOR	PRICE	PACK QTY.
MT02-0101-050013	Black		1
MT02-0101-067013	White		1



### PUSH 15CH REMOTE

CODE	COLOR	PRICE	PACK QTY.
MT02-0101-050008	Black		1
MT02-0101-067008	White		1



### PUSH 5CH REMOTE

CODE	COLOR	PRICE	PACK QTY.
MT02-0101-050004	Black		1
MT02-0101-067004	White		1



### PUSH 1CH REMOTE

CODE	COLOR	PRICE	PACK QTY.
MT02-0101-050010	Black		1
MT02-0101-067010	White		1



### AUTOMATE PULSE PRO

CODE	COLOR	PRICE	PACK QTY.
MT02-5401-050001	Black		1



### 1 CH DECORATOR WALL RF SWITCH (CUT IN)

CODE	COLOR	PRICE	PACK QTY.
MTRF-WS-1C	White		1



### 2 CH DECORATOR WALL RF SWITCH (CUT IN)

CODE	COLOR	PRICE	PACK QTY.
MTRF-WS-2C	White		1



### 15 CH DECORATOR WALL RF SWITCH (CUT IN)

CODE	COLOR	PRICE	PACK QTY.
MTRF-WS-15	White		1



### DECORATOR SCREW-LESS SWITCH COVER PLATE

CODE	COLOR	PRICE	PACK QTY.
MTRF-WS-COVER	White		1



### 5 CH DECORATOR WALL RF SWITCH (SURFACE)

CODE	COLOR	PRICE	PACK QTY.
MTRF-WS5-FLUSH	White		1



### 1CH BUTTON FRAME KIT FOR FLUSH SWITCH - PRINTED

Button names are customizable. [Custom Form.](#)

CODE	COLOR	PRICE	PACK QTY.
MT02-0202-069011	White		10



### 2CH BUTTON FRAME KIT FOR FLUSH SWITCH - PRINTED

Button names are customizable. [Custom Form.](#)

CODE	COLOR	PRICE	PACK QTY.
MT02-0202-069012	White		10



### 3CH BUTTON FRAME KIT FOR FLUSH SWITCH - PRINTED

Button names are customizable. [Custom Form.](#)

CODE	COLOR	PRICE	PACK QTY.
MT02-0202-069013	White		10



**4CH BUTTON FRAME KIT FOR FLUSH SWITCH - PRINTED**

Button names are customizable. [Custom Form.](#)



CODE	COLOR	PRICE	PACK QTY.
MT02-0202-069014	White		10

**5CH BUTTON FRAME KIT FOR FLUSH SWITCH - PRINTED**

Button names are customizable. [Custom Form.](#)



CODE	COLOR	PRICE	PACK QTY.
MT02-0202-069015	White		10

**1CH DRY CONTACT TX FOR ARC MOTORS**



CODE	COLOR	PRICE	PACK QTY.
MTRF-DCIM-1C	White		1

**ARC USB REPEATER**



CODE	COLOR	PRICE	PACK QTY.
MT02-0401-069007	White		1

**AUTOMATE | SOLAR WIND/LIGHT SENSOR**



CODE	COLOR	PRICE	PACK QTY.
MT02-0301-072001	White		1

**AUTOMATE INTERNAL SUN SENSOR**



CODE	COLOR	PRICE	PACK QTY.
MT02-0302-067003	White		1

**CR2450 COIN CELL BATTERY**



CODE	COLOR	PRICE	PACK QTY.
MT-BATT-CR2450	-		1

**CR2430 COIN CELL BATTERY**



CODE	COLOR	PRICE	PACK QTY.
MT-BATT-CR2430	-		1

# Motor Accessories

## MOTOR ADAPTER 25/28/35MM TO R-SERIES

CODE	COLOR	PRICE	PACK QTY.
MTAD-252835-RS	White		25



## M40 H/D SLIM HEAD ARC MOTOR DISC ADPTR S45

CODE	COLOR	PRICE	PACK QTY.
RB40-1402-069401	White		5



## M40 H/D UNIVERSAL DISC ADAPTER | S45

CODE	COLOR	PRICE	PACK QTY.
RB40-1402-069400	White		5
RB40-1402-050400	Black		5



## MOTOR ADAPTER 45MM TO R-SERIES (3NM MAX)

CODE	COLOR	PRICE	PACK QTY.
MTAD-45-RS	White		1



## STAR HEAD ADAPTOR 35MM SLIM MOTOR HEAD

CODE	COLOR	PRICE	PACK QTY.
MT03-0207-069031	White		25



## MOTOR ADAPTER 25/28/35MM TO SKYLINE

CODE	COLOR	PRICE	PACK QTY.
MTAD-252835-SL	White		25



## SCREW, SELF TAPPING - TYPE F, PHILIPS M3.5X9MM

CODE	COLOR	PRICE	PACK QTY.
SLAMSCREW	Zinc		100



## ADAPTER SKYLINE SOMFY LS40 OR ST40 MOTOR

CODE	COLOR	PRICE	PACK QTY.
SLAMLS40BK	Black		25



## R8-SERIES DUAL MOUNT INSERT PLATE FOR 5X5

CODE	COLOR	PRICE	PACK QTY.
RE002803	Zinc		1



## MOTOR ADAPTER 25/28MM TO SKY 12MM V2

CODE	COLOR	PRICE	PACK QTY.
MTAD-25-28-SLV2W	White		25



## FASCIA SKYLINE MOTOR AUTOMATE INSERT 5" ZINC

CODE	COLOR	PRICE	PACK QTY.
RE0022702	Zinc		1



## MOTOR ADAPTER 25/28MM TO SKY 2NM V3

CODE	COLOR	PRICE	PACK QTY.
MT03-0206-069001	White		25



## MOTOR BRACKET FOR SKYLINE SYSTEM

CODE	COLOR	PRICE	PACK QTY.
MSBM6SLW	White		10



## MOTOR ADAPTER 45MM TO SKY (20NM MAX)

CODE	COLOR	PRICE	PACK QTY.
MTAD-45-SL	White		25



## MOTOR BRACKET FOR SKYLINE SYSTEM

CODE	COLOR	PRICE	PACK QTY.
MSBM6SL	Zinc		10



## MOTOR ADAPTER 25/28/35MM TO LOUVOLITE

CODE	COLOR	PRICE	PACK QTY.
MTAD-BTG-252835	White		100



## MOTOR BRACKET IDLER SIDE

CODE	COLOR	PRICE	PACK QTY.
MSBI6W	White		1



**MOTOR BRACKET IDLER SIDE**

CODE	COLOR	PRICE	PACK QTY.
MSBI6	Zinc		1




**5V MOTOR ADAPTOR FOR LARGE LOUVOLITE SYS**

CODE	COLOR	PRICE	PACK QTY.
MT03-0205-069006	White		10



**MOTOR SIDE BRACKET 2-1/2" - STAR HEAD**

CODE	COLOR	PRICE	PACK QTY.
MSBM6W	White		10



**5V MOTOR ADAPTOR FOR COULISSE SYSTEMS**

CODE	COLOR	PRICE	PACK QTY.
MT03-0205-069007	White		10



**MOTOR SIDE BRACKET 2-1/2" - STAR HEAD**

CODE	COLOR	PRICE	PACK QTY.
MSBM6	Zinc		10




**5V MOTOR ADAPTOR FOR MAXXMAR SYSTEMS**

CODE	COLOR	PRICE	PACK QTY.
MT03-0205-069005	White		10



**ARC MOTOR ADAPTER SET S60-80 (PART 1 OF 2 FOR KIT)**

CODE	COLOR	PRICE	PACK QTY.
RB56-0701-069518	White		25



**5V MOTOR UNIVERSAL ADAPTOR**

CODE	COLOR	PRICE	PACK QTY.
MT03-0205-069008	White		10



**5V MOTOR ADAPTOR R8 SERIES**

CODE	COLOR	PRICE	PACK QTY.
MT03-0205-069001	White		10



**5V ZERO HEAD ADAPTER SCREWS**

SCREW, SELF TAPPING - TYPE F, PHILIPS ST2.9 X 6MM

CODE	COLOR	PRICE	PACK QTY.
HD82-1481-010006	-		100



**5V MOTOR ADAPTOR R16 SERIES**

CODE	COLOR	PRICE	PACK QTY.
MT03-0205-069002	White		10



**MOTOR DRIVE "E" CLIP FOR 25/28MM MOTORS**

CODE	COLOR	PRICE	PACK QTY.
MTECLIP-182528	Black		100



**5V MOTOR ADAPTOR S45 SERIES**

CODE	COLOR	PRICE	PACK QTY.
MT03-0203-069001	White		10



**5V MOTOR CAP | 25/28MM MOTOR**

CODE	COLOR	PRICE	PACK QTY.
MT03-0502-027001	Chrome		25
MT03-0502-034001	Satin Nickel		
MT03-0502-338001	Gray		
MT03-0502-043001	Brass		
MT03-0502-091001	Gun Metal		
MT03-0502-079001	Antique Bronze		
MT03-0502-414001	Vanilla		



**5V MOTOR ADAPTOR SKYLINE SERIES**

CODE	COLOR	PRICE	PACK QTY.
MT03-0206-069002	White		10



**5V MOTOR ADAPTOR LOUVOLITE SERIES**

CODE	COLOR	PRICE	PACK QTY.
MT03-0207-069015	White		10



**12V MOTOR CAP | 35MM MOTOR**



CODE	COLOR	PRICE	PACK QTY.
MTCAP-35-BK	Black		25
MTCAP-35-W	White		
MTCAP-35-SN	Satin Nickel		
MTCAP-35-091	Gun Metal		
MTCAP-35-043	Brass		

**CROWN DRIVE & CLIP 28MM MOTOR/38MM TUBE**



CODE	COLOR	PRICE	PACK QTY.
MT03-0198-050013	Black		10

**CROWN & DRIVE SET FOR 28MM DC MOTOR IN S45 TUBES**



CODE	COLOR	PRICE	PACK QTY.
MT03-0103-069005	White		10

**12V MOTOR CAP | 45MM MOTOR**



CODE	COLOR	PRICE	PACK QTY.
MTCAP-45-BK	Black		25
MTCAP-45-W	White		
MTCAP-45-SN	Satin Nickel		
MTCAP-45-043	Brass		

**CROWN & DRIVE SET 28MM MOTOR IN 2" TUBE**



CODE	COLOR	PRICE	PACK QTY.
MT03-0111-050002	Black		10

**CROWN & DRIVE SET 35MM MOTOR IN 2" TUBE**



CODE	COLOR	PRICE	PACK QTY.
MT03-0111-050003	Black		10

**25MM MOTOR CROWN & DRIVE | 1-1/4" TUBE**



CODE	COLOR	PRICE	PACK QTY.
MT03-0109-069003	Pure White		10

**35MM MOTOR | CROWN & DRIVE | S45 TUBE**




CODE	COLOR	PRICE	PACK QTY.
MTCRDR-35-S45	Black		1

**28MM MOTOR CROWN & DRIVE | 1-1/2" TUBE WITH CLIP**



CODE	COLOR	PRICE	PACK QTY.
MT03-0110-069002	Pure White		10

**CROWN & DRIVE SET FOR 35MM MOTOR IN 2.0" OCT TUBE**



CODE	COLOR	PRICE	PACK QTY.
MTCRDR-35-2-OCT	Black		1

**CROWN & DRIVE SET FOR 25MM MOTOR IN LOUVOLITE 38MM**



CODE	COLOR	PRICE	PACK QTY.
MT03-0110-069013	White		10

**DRIVE CLIP FOR 35/45MM MOTOR**



CODE	COLOR	PRICE	PACK QTY.
MTCLIP-35-45	Black		100

**25MM MOTOR | CROWN & DRIVE | 1-1/2" TUBE**



CODE	COLOR	PRICE	PACK QTY.
MTCRDR-25-1.5	White		10

**CROWN & DRIVE SET FOR 45MM MOTOR IN 2.0" SMOOTH TUBE**



CODE	COLOR	PRICE	PACK QTY.
MTCRDR-45-2SW	Black		10

**CROWN & DRIVE SET FOR 25MM MOTOR | S45**



CODE	COLOR	PRICE	PACK QTY.
MT03-0103-069004	White		1

**CROWN FOR 45MM MOTOR IN 2.0" TUBE SMOOTH**



CODE	COLOR	PRICE	PACK QTY.
MTCR-45-2SW	Black		25

**AUTOMATE DRIVE WHEEL SET | S60 S80 | IMPACT DETECT**

CODE	COLOR	PRICE	PACK QTY.
RB56-0105-050518	Black		5



**SILENT MOTOR PIN END 2"**

CODE	COLOR	PRICE	PACK QTY.
MSPE5BK	Black		1



**CROWN ADAPTOR FOR 28MM MOTOR W/35MM CROWN**

CODE	COLOR	PRICE	PACK QTY.
MTCA-28-35W	White		50



**ADAPTER SET | 2-1/2" (63MM)**

CODE	COLOR	PRICE	PACK QTY.
RTA6U50BK	Black		10



**CROWN & DRIVE SET FOR 45MM MOTOR IN 2.5" TUBE**

CODE	COLOR	PRICE	PACK QTY.
MTCRDR-45-2.5	Black		10



**ADAPTER SET | 3-1/4" (83MM)**

CODE	COLOR	PRICE	PACK QTY.
RTA7U50	Black		5



**CROWN & DRIVE SET FOR 45MM MOTOR IN 3.25" TUBE**

CODE	COLOR	PRICE	PACK QTY.
MTCRDR-45-3.25	Black		10



**ADAPTER SET 2" TUBE FOR LS40 AND ST40 MOTORS**

CODE	COLOR	PRICE	PACK QTY.
RTA5LS40	Black		30



**CROWN & DRIVE SET FOR 45MM MOTOR IN S60 TUBE**

CODE	COLOR	PRICE	PACK QTY.
RB56-0336-050502	Black		5



**CROWN ADAPTOR FOR 35MM MOTOR W/45MM CROWN**

CODE	COLOR	PRICE	PACK QTY.
MTCA-35-45	Black		10



**CROWN & DRIVE SET FOR 45MM MOTOR IN S80 TUBE**

CODE	COLOR	PRICE	PACK QTY.
RB56-0338-050502	Black		5



**DRIVE ADAPTOR 28MM FOR 35/45 DRIVES**

CODE	COLOR	PRICE	PACK QTY.
MTDRA-28-35	White		10



**DRIVE CLIP FOR 35/45 & DRIVE ADAPTER-ST40 DRIVE**

CODE	COLOR	PRICE	PACK QTY.
MTCLIP-35-45-V2	Black		100



**DRIVE SHAFT ADAPTOR 35/45 USING SOMFY LT50**

CODE	COLOR	PRICE	PACK QTY.
MTDRA-LT50	Black		1



# Commercial Motor Accessories

## 4 CHANNEL MOTOR CONTROLLER 85V-240VAC INPUT

CODE	COLOR	PRICE	PACK QTY.
MT02-0401-331011	-		1



## HARDWIRED SWITCH SINGLE CHANNEL

CODE	COLOR	PRICE	PACK QTY.
MT02-0201-069006	White		1



## HARDWIRED SWITCH DUAL CHANNEL

CODE	COLOR	PRICE	PACK QTY.
MT02-0201-069007	White		1



## WIRED SWITCH |CUSTOM BUTTON FRAME

CODE	COLOR	PRICE	PACK QTY.
MT02-0201-069008	White		10



## AUTOMATE | 4PIN WATERPROOF CONNECTOR

CODE	COLOR	PRICE	PACK QTY.
MT03-0603-050002	Black		5



## AUTOMATE | ZERO DC 485 1.1NM MT[Ø25/28RPM] (SKY)

CODE	COLOR	PRICE	PACK QTY.
MT01-1225-069005	White		1



## AUTOMATE | AC RS485 6NM MOTOR[Ø35/120V/33RPM]

CODE	COLOR	PRICE	PACK QTY.
MT01-1135-069002	White		1



## SERIAL CABLE SPLITTER

CODE	COLOR	PRICE	PACK QTY.
MT02-0406-000004	-		1



## AUTOMATE | EL SETTING LIMIT TOOL

CODE	COLOR	PRICE	PACK QTY.
MT02-0201-069004	White		1



## EXTERNAL WIRED RF RECEIVER

CODE	COLOR	PRICE	PACK QTY.
MT02-0406-069009	White		50



# Basics

AUTOMATE™

**5V ZERO LI-ION 1.1NM WAND CT20 Ø25/5V/28RPM SKY**

CODE	COLOR	PRICE	PACK QTY.
MT01-1325-069024-CT	White		20



**MAGNETIC WAND CONTROL WITH 36" LENGTH - WHITE**

CODE	COLOR	PRICE	PACK QTY.
MT03-0602-069003	White		1



**MAGNETIC WAND CONTROL WITH 24" LENGTH - WHITE**

CODE	COLOR	PRICE	PACK QTY.
MT03-0602-069002	White		1



**MAGNETIC WAND CONTROL WITH 48" LENGTH - WHITE**

CODE	COLOR	PRICE	PACK QTY.
MT03-0602-069004	White		1



**5V ZERO LION 1.1NM 1WAY CT20 [Ø25/5V/28RPM] SKY**


CODE	COLOR	PRICE	PACK QTY.
MT01-1325-069026-CT	White		20



**5 CHANNEL BASICS REMOTE CONTROL**

CODE	COLOR	PRICE	PACK QTY.
MT02-0101-069011	White		1





**TEXSTYLE**

2026 Catalog

# Collection Index

Solar Screens	3
Verosol High Performance	34
Commercial PVC Free	42
Designer Solids	59
Designer Textures	75
Designer Neutrals	95

# Kleenscreen Blackout




ROLLER




PANEL


Kleenscreen Blackout combines the functionality and durability of a typical solar screen with the privacy of a 100% blackout fabric. The unique formulation of the yarn eliminates the need for a blackout coating, thereby keeping the blackout fabric the same on both sides and making it highly suitable for open roll systems. Featuring Sanitized®, Kleenscreen Blackout inhibits the development of bacterial odors as well as the growth of mold and mildew on your fabric. Easy to weld and easy to clean, Kleenscreen Blackout provides a practical solution for any residential or commercial interior space.




Ice




Barley




Pumice




Alloy



Shale


















Graphite



Black



## Technical Information

<b>Composition</b>	25% Polyester, 75% PVC
<b>Openness</b>	Blackout
<b>Width(s)</b>	118" (3m)
<b>30yd/roll (27.4m)</b>	30yd/roll (27.4m)
<b>Weight</b>	16.96oz/yd <sup>2</sup> (575 g/m <sup>2</sup> )
<b>Thickness</b>	0.027in (.69mm)
<b>Fire Classification</b>	NFPA 701
<b>Fungal/Bacterial Resistance</b>	ASTM E2180 and G21
<b>Railroadable</b>	No
<b>Cleaning</b>	Lightly vacuum or wipe with dry cloth to remove dust. Spot clean with clean white pencil eraser or gently wipe with warm soapy water and damp sponge. If wet, leave shade down to dry completely. Avoid solvents or test them in inconspicuous area first.
<b>Technical &amp; Quality Data</b>	Visit <a href="http://textstyle.com">textstyle.com</a> for full details
<b>Features</b>	         FR    LEAD FREE    FORMALDEHYDE FREE    PHTHALATE FREE    FRAGRANCE FREE    ANTI-BACTERIAL    ENERGY SAVING    10 YEAR WARRANTY    PRINTABLE
<b>Certifications</b>	      GREENGUARD    EPD    hpd    OEKO TEX STANDARD 100    14001    9001

## Product Codes and Pricing

Code	Color	Fabric Width (in)	Price per Lin. Yd.
091003000ICE	Ice	118	
091003000BAR	Barley	118	
091003000PUM	Pumice	118	
091003000ALL	Alloy	118	
091003000SHA	Shale	118	
091003000GRA	Graphite	118	
091003000BLA	Black	118	

# Kleenscreen 1%




ROLLER



PANEL


Kleenscreen with Sanitized® Protection inhibits the growth of bacteria, mold and mildew on your fabric. This unique antimicrobial hygiene function enhances the performance of your shades for comfort and peace of mind. Kleenscreen’s performance against solar heat and glare also make this an eco-friendly and cost saving solution for any space.




Pure White




Barley




Alloy




Canyon




Graphite



Ash


















Raven



Black



## Technical Information

<b>Composition</b>	26% Polyester, 74% PVC
<b>Openness</b>	1%
<b>Width(s)</b>	98.4" (2.5m), 118" (3m)
<b>Length</b>	33 yd/roll (30m)
<b>Weight</b>	14.25oz/yd <sup>2</sup> (483g/m <sup>2</sup> )
<b>Thickness</b>	0.024in (.60mm)
<b>Fire Classification</b>	NFPA 701
<b>Fungal/Bacterial Resistance</b>	ASTM E2180 and G21
<b>Railroadable</b>	No
<b>Cleaning</b>	Lightly vacuum or wipe with dry cloth to remove dust. Spot clean with clean white pencil eraser or gently wipe with warm soapy water and damp sponge. If wet, leave shade down to dry completely. Avoid solvents or test them in inconspicuous area first.
<b>Technical &amp; Quality Data</b>	Visit <a href="http://textstyle.com">textstyle.com</a> for full details
<b>Features</b>	         FR    LEAD FREE    FORMALDEHYDE FREE    PHTHALATE FREE    FRAGRANCE FREE    ANTI-BACTERIAL    ENERGY SAVING    10 YEAR WARRANTY    PRINTABLE
<b>Certifications</b>	      GREENGUARD    EPD    hpd    OEKO TEX STANDARD 100    ISO 14001    ISO 9001

## Product Codes and Pricing

Code	Color	Fabric Width (in)	Price per Lin. Yd.
091012500M16	Barley	98.4	
091012500M18	Black	98.4	
091012500M19	Graphite	98.4	
091012500M36	Pure White	98.4	
091012500M37	Alloy	98.4	
091012500M46	Canyon	98.4	
091012500M47	Raven	98.4	
091012500M49	Ash	98.4	
091013000M16	Barley	118	
091013000M18	Black	118	
091013000M19	Graphite	118	
091013000M36	Pure White	118	
091013000M37	Alloy	118	
091013000M46	Canyon	118	
091013000M47	Raven	118	
091013000M49	Ash	118	

# Kleenscreen 3%



ROLLER



PANEL


Kleenscreen with Sanitized® Protection inhibits the growth of bacteria, mold and mildew on your fabric. This unique antimicrobial hygiene function enhances the performance of your shades for comfort and peace of mind. Kleenscreen’s performance against solar heat and glare also make this an eco-friendly and cost saving solution for any space.




Pure White




Barley




Alloy




Canyon




Ash



Raven


















Black



Graphite



## Technical Information

<b>Composition</b>	26% Polyester, 74% PVC
<b>Openness</b>	3%
<b>Width(s)</b>	98.4" (2.5m), 118" (3m)
<b>Length</b>	33 yd/roll (30m)
<b>Weight</b>	14.01oz/yd2 (475g/m2)
<b>Thickness</b>	0.022in (.56mm)
<b>Fire Classification</b>	NFPA 701
<b>Fungal/Bacterial Resistance</b>	ASTM E2180 and G21
<b>Railroadable</b>	No
<b>Cleaning</b>	Lightly vacuum or wipe with dry cloth to remove dust. Spot clean with clean white pencil eraser or gently wipe with warm soapy water and damp sponge. If wet, leave shade down to dry completely. Avoid solvents or test them in inconspicuous area first.
<b>Technical &amp; Quality Data</b>	Visit <a href="http://textstyle.com">textstyle.com</a> for full details
<b>Features</b>	         FR    LEAD FREE    FORMALDEHYDE FREE    PHTHALATE FREE    FRAGRANCE FREE    ANTI-BACTERIAL    ENERGY SAVING    10 YEAR WARRANTY    PRINTABLE
<b>Certifications</b>	      GREENGUARD    EPD    hpd    OEKO TEX STANDARD 100    ISO 14001    ISO 9001

## Product Codes and Pricing

Code	Color	Fabric Width (in)	Price per Lin. Yd.
091032500M16	Barley	98.4	
091032500M18	Black	98.4	
091032500M19	Graphite	98.4	
091032500M36	Pure White	98.4	
091032500M37	Alloy	98.4	
091032500M46	Canyon	98.4	
091032500M47	Raven	98.4	
091032500M49	Ash	98.4	
091033000M16	Barley	118	
091033000M18	Black	118	
091033000M19	Graphite	118	
091033000M36	Pure White	118	
091033000M37	Alloy	118	
091033000M46	Canyon	118	
091033000M47	Raven	118	
091033000M49	Ash	118	

# Kleenscreen 5%



ROLLER



PANEL


Kleenscreen with Sanitized® Protection inhibits the growth of bacteria, mold and mildew on your fabric. This unique antimicrobial hygiene function enhances the performance of your shades for comfort and peace of mind. Kleenscreen's performance against solar heat and glare also make this an eco-friendly and cost saving solution for any space.




Pure White




Barley




Alloy




Canyon




Ash



Raven


















Black



Graphite



## Technical Information

<b>Composition</b>	26% Polyester, 74% PVC
<b>Openness</b>	5%
<b>Width(s)</b>	98.4" (2.5m), 118" (3m)
<b>Length</b>	33 yd/roll (30m)
<b>Weight</b>	13.12oz/yd2 (445g/m2)
<b>Thickness</b>	0.022in (.56mm)
<b>Fire Classification</b>	NFPA 701
<b>Fungal/Bacterial Resistance</b>	ASTM E2180 and G21
<b>Railroadable</b>	No
<b>Cleaning</b>	Lightly vacuum or wipe with dry cloth to remove dust. Spot clean with clean white pencil eraser or gently wipe with warm soapy water and damp sponge. If wet, leave shade down to dry completely. Avoid solvents or test them in inconspicuous area first.
<b>Technical &amp; Quality Data</b>	Visit <a href="http://textstyle.com">textstyle.com</a> for full details
<b>Features</b>	         FR    LEAD FREE    FORMALDEHYDE FREE    PHTHALATE FREE    FRAGRANCE FREE    ANTI-BACTERIAL    ENERGY SAVING    10 YEAR WARRANTY    PRINTABLE
<b>Certifications</b>	      GREENGUARD    EPD    hpd    OEKO TEX STANDARD 100    ISO 14001    ISO 9001

## Product Codes and Pricing

Code	Color	Fabric Width (in)	Price per Lin. Yd.
091052500M16	Barley	98.4	
091052500M18	Black	98.4	
091052500M19	Graphite	98.4	
091052500M36	Pure White	98.4	
091052500M37	Alloy	98.4	
091052500M46	Canyon	98.4	
091052500M47	Raven	98.4	
091052500M49	Ash	98.4	
091053000M16	Barley	118	
091053000M18	Black	118	
091053000M19	Graphite	118	
091053000M36	Pure White	118	
091053000M37	Alloy	118	
091053000M46	Canyon	118	
091053000M47	Raven	118	
091053000M49	Ash	118	

# 3000 NET Privacy




ROLLER




PANEL


3000 NET is our most popular screen style. The 2x2 lightweight basket weave is incredibly versatile and makes fabrication easy. The 3000 NET Privacy is the tightest weave in the offering. Perfect for bedrooms, it offers maximum privacy with limited view-through.




White/White




White/Beige




White/Gray



Charcoal/Charcoal


















Charcoal/Bronze



Charcoal/Gray

## Technical Information

<b>Composition</b>	25% Polyester, 75% PVC
<b>Openness</b>	<1% Privacy
<b>Width(s)</b>	78.7" (2m), 98.4" (2.5m), 118" (3m)
<b>Length</b>	33 yd/roll (30m)
<b>Weight</b>	15.28oz/yd2 (518g/m2)
<b>Thickness</b>	0.026in (.68mm)
<b>Fire Classification</b>	NFPA 701, M1, B1, B2, CA Title 19, ATSM E84 Fire
<b>Fungal/Bacterial Resistance</b>	ASTM E2180, G21, G22
<b>Railroadable</b>	Yes
<b>Cleaning</b>	Lightly vacuum or wipe with dry cloth to remove dust. Spot clean with clean white pencil eraser or gently wipe with warm soapy water and damp sponge. If wet, leave shade down to dry completely. Avoid solvents or test them in inconspicuous area first.
<b>Technical &amp; Quality Data</b>	Visit <a href="http://textstyle.com">textstyle.com</a> for full details
<b>Features</b>	      
<b>Certifications</b>	       

## Product Codes and Pricing

Code	Color	Fabric Width (in)	Price per Lin. Yd.
030PR2000N001	White/White	78.7	
030PR2000N002	White/Beige	78.7	
030PR2000N003	White/Gray	78.7	
030PR2500N001	White/White	98.4	
030PR2500N002	White/Beige	98.4	
030PR2500N003	White/Gray	98.4	
030PR2500N901	Charcoal/Charcoal	98.4	
030PR2500N903	Charcoal/Gray	98.4	
030PR3000N001	White/White	118	
030PR3000N002	White/Beige	118	
030PR3000N003	White/Gray	118	
030PR3000N901	Charcoal/Charcoal	118	
030PR3000N902	Charcoal/Bronze	118	
030PR3000N903	Charcoal/Gray	118	

# 3000 NET 1%




ROLLER




PANEL


3000 NET is our most popular screen style. The 2x2 lightweight basket weave is incredibly versatile and makes fabrication easy. The 3000 NET 1% is a favorite amongst those seeking privacy while still allowing some light to come into the space.




White/White




White/Beige




White/Gray




Beige/Beige




Beige/Gray




Gray/Gray



Charcoal/Charcoal



Charcoal/Bronze



Charcoal/Gray

## Technical Information

<b>Composition</b>	25% Polyester, 75% PVC
<b>Openness</b>	1%
<b>Width(s)</b>	78.7" (2m), 98.4" (2.5m), 118" (3m)
<b>Length</b>	33 yd/roll (30m)
<b>Weight</b>	15.28oz/yd <sup>2</sup> (518g/m <sup>2</sup> )
<b>Thickness</b>	0.026in (.68mm)
<b>Fire Classification</b>	NFPA 701, M1, B1, B2, CA Title 19, ATSM E84 Fire
<b>Fungal/Bacterial Resistance</b>	ASTM E2180, G21, G22
<b>Railroadable</b>	Yes
<b>Cleaning</b>	Lightly vacuum or wipe with dry cloth to remove dust. Spot clean with clean white pencil eraser or gently wipe with warm soapy water and damp sponge. If wet, leave shade down to dry completely. Avoid solvents or test them in inconspicuous area first.

**Technical & Quality Data** Visit [textstyle.com](http://textstyle.com) for full details

**Features**



**Certifications**



## Product Codes and Pricing

Code	Color	Fabric Width (in)	Price per Lin. Yd.
030012000N001	White/White	78.7	
030012000N002	White/Beige	78.7	
030012000N003	White/Gray	78.7	
030012000N203	Beige/Gray	78.7	
030012000N901	Charcoal/Charcoal	78.7	
030012500N001	White/White	98.4	
030012500N002	White/Beige	98.4	
030012500N003	White/Gray	98.4	
030012500N203	Beige/Gray	98.4	
030012500N301	Gray/Gray	98.4	
030012500N901	Charcoal/Charcoal	98.4	
030012500N902	Charcoal/Bronze	98.4	
030012500N903	Charcoal/Gray	98.4	
030013000N001	White/White	118	
030013000N002	White/Beige	118	
030013000N003	White/Gray	118	
030013000N201	Beige/Beige	118	
030013000N203	Beige/Gray	118	
030013000N301	Gray/Gray	118	
030013000N901	Charcoal/Charcoal	118	
030013000N902	Charcoal/Bronze	118	
030013000N903	Charcoal/Gray	118	

# 3000 NET 3%




ROLLER




PANEL


3000 NET is our most popular screen style. The 2x2 lightweight basket weave is incredibly versatile and makes fabrication easy. The 3000 NET 3% has quickly become a market leader for those seeking the perfect combination of privacy and natural light.




White/White




White/Beige




White/Gray




Beige/Beige




Beige/Gray




Gray/Gray



Charcoal/Charcoal



Charcoal/Bronze



Charcoal/Gray

## Technical Information

<b>Composition</b>	25% Polyester, 75% PVC
<b>Openness</b>	3%
<b>Width(s)</b>	78.7" (2m), 98.4" (2.5m), 118" (3m)
<b>Length</b>	33 yd/roll (30m)
<b>Weight</b>	13.12oz/yd2 (445g/m2)
<b>Thickness</b>	0.022in (.57mm)
<b>Fire Classification</b>	NFPA 701, M1, B1, B2, CA Title 19, ASTM E84 Fire
<b>Fungal/Bacterial Resistance</b>	ASTM E2180, G21, G22
<b>Railroadable</b>	Yes
<b>Cleaning</b>	Lightly vacuum or wipe with dry cloth to remove dust. Spot clean with clean white pencil eraser or gently wipe with warm soapy water and damp sponge. If wet, leave shade down to dry completely. Avoid solvents or test them in inconspicuous area first.

**Technical & Quality Data** Visit [textstyle.com](http://textstyle.com) for full details

**Features**



**Certifications**



## Product Codes and Pricing

Code	Color	Fabric Width (in)	Price per Lin. Yd.
030032000N001	White/White	78.7	
030032000N002	White/Beige	78.7	
030032000N003	White/Gray	78.7	
030032000N203	Beige/Gray	78.7	
030032000N301	Gray/Gray	78.7	
030032000N901	Charcoal/Charcoal	78.7	
030032000N902*	Charcoal/Bronze	78.7	
030032000N903	Charcoal/Gray	78.7	
030032500N001	White/White	98.4	
030032500N002	White/Beige	98.4	
030032500N003	White/Gray	98.4	
030032500N201	Beige/Beige	98.4	
030032500N203	Beige/Gray	98.4	
030032500N301	Gray/Gray	98.4	
030032500N901	Charcoal/Charcoal	98.4	
030032500N902	Charcoal/Bronze	98.4	
030032500N903	Charcoal/Gray	98.4	
030033000N001	White/White	118	
030033000N002	White/Beige	118	
030033000N003	White/Gray	118	
030033000N201	Beige/Beige	118	
030033000N203	Beige/Gray	118	
030033000N301	Gray/Gray	118	
030033000N901	Charcoal/Charcoal	118	
030033000N902	Charcoal/Bronze	118	
030033000N903	Charcoal/Gray	118	

\*Available while supplies last

# 3000 NET 5%




ROLLER




PANEL


3000 NET is our most popular screen style. The 2x2 lightweight basket weave is incredibly versatile and makes fabrication easy. The 3000 NET 5% is the perfect choice for those looking to preserve the view but also offer a small amount of privacy.




White/White




White/Beige




White/Gray




Beige/Beige




Beige/Sable




Beige/Gray




Gray/Gray




Gray/Dark Gray




Gray/Blue



Charcoal/Charcoal



Charcoal/Bronze



Charcoal/Gray

## Technical Information

<b>Composition</b>	25% Polyester, 75% PVC
<b>Openness</b>	5%
<b>Width(s)</b>	78.7" (2m), 98.4" (2.5m), 118" (3m)
<b>Length</b>	33 yd/roll (30m)
<b>Weight</b>	12.39oz/yd <sup>2</sup> (420g/m <sup>2</sup> )
<b>Thickness</b>	0.022in (.55mm)
<b>Fire Classification</b>	NFPA 701, M1, B1, B2, CA Title 19, ASTM E84
<b>Fungal/Bacterial Resistance</b>	ASTM E2180, G21, G22
<b>Railroadable</b>	Yes
<b>Cleaning</b>	Lightly vacuum or wipe with dry cloth to remove dust. Spot clean with clean white pencil eraser or gently wipe with warm soapy water and damp sponge. If wet, leave shade down to dry completely. Avoid solvents or test them in inconspicuous area first.

**Technical & Quality Data** Visit [textstyle.com](http://textstyle.com) for full details

**Features**



**Certifications**



## Product Codes and Pricing

Code	Color	Fabric Width (in)	Price per Lin. Yd.
030052000N001	White/White	78.7	
030052000N002	White/Beige	78.7	
030052000N003	White/Gray	78.7	
030052000N203	Beige/Gray	78.7	
030052000N902*	Charcoal/Bronze	78.7	
030052500N001	White/White	94.8	
030052500N002	White/Beige	98.4	
030052500N003	White/Gray	98.4	
030052500N201*	Beige/Beige	98.4	
030052500N202	Beige/Sable	98.4	
030052500N203	Beige/Gray	98.4	
030052500N301	Gray/Gray	98.4	
030052500N302	Gray/Dark Gray	98.4	
030052500N304	Gray/Blue	98.4	
030052500N901	Charcoal/Charcoal	98.4	
030052500N902	Charcoal/Bronze	98.4	
030052500N903	Charcoal/Gray	98.4	
030053000N001	White/White	118	
030053000N002	White/Beige	118	
030053000N003	White/Gray	118	
030053000N201	Beige/Beige	118	
030053000N203	Beige/Gray	118	
030053000N301	Gray/Gray	118	
030053000N901	Charcoal/Charcoal	118	
030053000N902	Charcoal/Bronze	118	
030053000N903	Charcoal/Gray	118	

\*Available while supplies last

# 3000 NET 10%




ROLLER




PANEL


3000 NET is our most popular screen style. The 2x2 lightweight basket weave is incredibly versatile and makes fabrication easy. The 3000 NET 10% is the most open in this offering and allows you to take advantage of improved view through.




White/White



White/Beige



White/Gray



Charcoal/Charcoal

## Technical Information

<b>Composition</b>	25% Polyester, 75% PVC
<b>Openness</b>	10%
<b>Width(s)</b>	98.4" (2.5m), 118" (3m)
<b>Length</b>	33 yd/roll (30m)
<b>Weight</b>	11.36oz/yd2 (385g/m2)
<b>Thickness</b>	0.020in (.52mm)
<b>Fire Classification</b>	NFPA 701, M1, B1, B2, CA Title 19, ASTM E84
<b>Fungal/Bacterial Resistance</b>	ASTM E2180, G21, G22
<b>Railroadable</b>	Yes
<b>Cleaning</b>	Lightly vacuum or wipe with dry cloth to remove dust. Spot clean with clean white pencil eraser or gently wipe with warm soapy water and damp sponge. If wet, leave shade down to dry completely. Avoid solvents or test them in inconspicuous area first.

**Technical & Quality Data** Visit [textstyle.com](http://textstyle.com) for full details

**Features**



**Certifications**



## Product Codes and Pricing

Code	Color	Fabric Width (in)	Price per Lin. Yd.
030102500N001	White/White	98.4	
030102500N002	White/Beige	98.4	
030102500N003	White/Gray	98.4	
030102500N901	Charcoal/Charcoal	98.4	
030103000N001	White/White	118	
030103000N002*	White/Beige	118	
030103000N003	White/Gray	118	
030103000N901	Charcoal/Charcoal	118	

\*Available while supplies last

# 4000 NET 3%




ROLLER




PANEL


Similar to our 3000 NET, the 4000 NET 3% fabric brings forth stylish and modern aesthetics with a heavier weight 2x2 basket weave, which is ideal for high traffic and commercial applications.




Dove/Sand




White/White




White/Beige




White/Gray




Charcoal/Charcoal




Charcoal/Bronze



Beige/Gray



Beige/Beige



Dove/Dove

## Technical Information

<b>Composition</b>	27% Polyester, 73% PVC
<b>Openness</b>	3%
<b>Width(s)</b>	98.4" (2.5m), 118" (3m)
<b>Length</b>	33 yd/roll (30m)
<b>Weight</b>	16.07oz/yd <sup>2</sup> (545 g/m <sup>2</sup> )
<b>Thickness</b>	0.029in (.75mm)
<b>Fire Classification</b>	NFPA 701, M1, B1, B2, CA Title 19
<b>Fungal/Bacterial Resistance</b>	ASTM E2180, G21, G22
<b>Railroadable</b>	Yes
<b>Cleaning</b>	Lightly vacuum or wipe with dry cloth to remove dust. Spot clean with clean white pencil eraser or gently wipe with warm soapy water and damp sponge. If wet, leave shade down to dry completely. Avoid solvents or test them in inconspicuous area first.

**Technical & Quality Data** Visit [textstyle.com](http://textstyle.com) for full details

**Features**



**Certifications**



## Product Codes and Pricing

Code	Color	Fabric Width (in)	Price per Lin. Yd.
040032500N001	White/White	98.4	
040032500N002	White/Beige	98.4	
040032500N003	White/Gray	98.4	
040032500N901	Charcoal/Charcoal	98.4	
040032500N902	Charcoal/Bronze	98.4	
040032500NPE2	Dove/Sand	98.4	
040033000N001	White/White	118	
040033000N002	White/Beige	118	
040033000N003	White/Gray	118	
040033000N201	Beige/Beige	118	
040033000N203	Beige/Gray	118	
040033000N901	Charcoal/Charcoal	118	
040033000N902	Charcoal/Bronze	118	
040033000NPE1	Dove/Dove	118	
040033000NPE2	Dove/Sand	118	

# 4000 NET 5%




ROLLER




PANEL


Similar to our 3000 NET, the 4000 NET 5% fabric brings forth stylish and modern aesthetics with a heavier weight 2x2 basket weave, which is ideal for high traffic and commercial applications.




Dove/Sand




White/White




White/Gray




Beige/Beige




White/Beige




Beige/Gray



Charcoal/Charcoal



Charcoal/Bronze



Charcoal/Gray

## Technical Information

<b>Composition</b>	27% Polyester, 73% PVC
<b>Openness</b>	5%
<b>Width(s)</b>	98.4" (2.5m), 118" (3m)
<b>Length</b>	33 yd/roll (30m)
<b>Weight</b>	15.34oz/yd <sup>2</sup> (520g/m <sup>2</sup> )
<b>Thickness</b>	0.027in (.70mm)
<b>Fire Classification</b>	NFPA 701, M1, B1, B2, CA Title 19
<b>Fungal/Bacterial Resistance</b>	ASTM E2180, G21, G22
<b>Railroadable</b>	Yes
<b>Cleaning</b>	Lightly vacuum or wipe with dry cloth to remove dust. Spot clean with clean white pencil eraser or gently wipe with warm soapy water and damp sponge. If wet, leave shade down to dry completely. Avoid solvents or test them in inconspicuous area first.

**Technical & Quality Data** Visit [textstyle.com](http://textstyle.com) for full details

**Features**



**Certifications**



## Product Codes and Pricing

Code	Color	Fabric Width (in)	Price per Lin. Yd.
040052500N001	White/White	98.4	
040052500N003	White/Gray	98.4	
040053000N001	White/White	118	
040053000N002	White/Beige	118	
040053000N003	White/Gray	118	
040053000N203	Beige/Gray	118	
040053000N901	Charcoal/Charcoal	118	
040053000N902	Charcoal/Bronze	118	
040053000NPE2	Dove/Sand	118	
040053000N201	Beige/Beige	118	

# 3000 HT 3%, 5%



ROLLER



PANEL


The broken twill weave of the 3000 HT 3% & 5% offers customers a solution where white is always facing out, giving the fabric superior reflective properties, providing improved heat control without limiting the color of their interior fabric to white.




White/White




White/Beige




White/Light Gray



White/Dim Gray
















White/Bronze



White/Charcoal

## Technical Information

<b>Composition</b>	25% Polyester, 75% PVC	25% Polyester, 75% PVC
<b>Openness</b>	3%	5%
<b>Width(s)</b>	98.4" (2.5m)	98.4" (2.5m)
<b>Length</b>	33 yd/roll (30m)	33 yd/roll (30m)
<b>Weight</b>	12.24oz/yd2 (415 g/m2)	11.65oz/yd2 (395 g/m2)
<b>Thickness</b>	0.024in (.60mm)	0.026in (.66mm)
<b>Fire Classification</b>	NFPA 701, M2, BS 5867 Type B, CA Title 19	
<b>Fungal/Bacterial Resistance</b>	ASTM E2180, G21, G22	
<b>Railroadable</b>	No	
<b>Cleaning</b>	Lightly vacuum or wipe with dry cloth to remove dust. Spot clean with clean white pencil eraser or gently wipe with warm soapy water and damp sponge. If wet, leave shade down to dry completely. Avoid solvents or test them in inconspicuous area first.	
<b>Technical &amp; Quality Data</b>	Visit <a href="http://textstyle.com">textstyle.com</a> for full details	
<b>Features</b>	       FR    LEAD FREE    FORMALDEHYDE FREE    PHTHALATE FREE    FRAGRANCE FREE    ANTI-BACTERIAL    LIMITED LIFETIME WARRANTY	
<b>Certifications</b>	      GREENGUARD    EPD®    hpd    OEKO TEX® STANDARD 100    ISO 14001    ISO 9001	

### 3000 HT 3%

Code	Color	Fabric Width (in)	Price per Lin. Yd.
030032500HT01	White/White	98.4	
030032500HT02	White/Beige	98.4	
030032500HT03	White/Lt Gray	98.4	
030032500HT04	White/Dim Gray	98.4	
030032500HT08	White/Bronze	98.4	
030032500HT09	White/Charcoal	98.4	

### 3000 HT 5%

Code	Color	Fabric Width (in)	Price per Lin. Yd.
030052500HT01	White/White	98.4	
030052500HT02	White/Beige	98.4	
030052500HT03	White/Lt Gray	98.4	
030052500HT04	White/Dim Gray	98.4	
030052500HT08	White/Bronze	98.4	
030052500HT09	White/Charcoal	98.4	

# 4700 P




ROLLER














PANEL

The 4700 P series is one of our heaviest fabrics and offers an openness factor of less than 1%, making it the perfect choice when maximum privacy is desired.



White/Beige

## Technical Information

	<b>4700 P</b>
<b>Composition</b>	20% Polyester, 80% PVC
<b>Openness</b>	<1%
<b>Width(s)</b>	98.4" (2.5m)
<b>Length</b>	33 yd/roll (30m)
<b>Weight</b>	18.58oz/yd2 (630g/m2)
<b>Thickness</b>	0.035in (.90mm)
<b>Fire Classification</b>	NFPA 701, M2, BS 5867 Type B, CA Title 19
<b>Fungal/Bacterial Resistance</b>	ASTM E2180, G21, G22
<b>Railroadable</b>	No
<b>Cleaning</b>	Lightly vacuum or wipe with dry cloth to remove dust. Spot clean with clean white pencil eraser or gently wipe with warm soapy water and damp sponge. If wet, leave shade down to dry completely. Avoid solvents or test them in inconspicuous area first.
<b>Technical &amp; Quality Data</b>	Visit <a href="http://textstyle.com">textstyle.com</a> for full details
<b>Features</b>	       FR    LEAD FREE    FORMALDEHYDE FREE    PHTHALATE FREE    FRAGRANCE FREE    ANTI-BACTERIAL    LIMITED LIFETIME WARRANTY
<b>Certifications</b>	    GREENGUARD    OEKO TEX®    ISO 14001    ISO 9001

## Product Codes and Pricing

### 4700 P

Code	Color	Fabric Width (in)	Price per Lin. Yd.
047012500P012	White/Beige/Beige	98.4	



# Specialty Fabrics

Offering 300+ specialty designed  
fabrics for residential and commercial  
applications.

# X-Weave 5%, 10%



ROLLER




PANEL




ZIP SYSTEMS


Designed for both exterior and interior spaces, X-Weave is available in 5% and 10% openness and is a heavy duty 2x2 basket weave that makes durability and versatility its strongest characteristics. It's fire retardant finish grants usage in both commercial and residential settings. This fabric is also insect proof and pairs beautifully with our Zipscreen system. Availability in 126" roll widths combined with the ability to be railroaded makes this a preferred fabric selection for large window applications.




White




Sunrise




Sand




Fossil




Stone Gray




Graphite




Slate



Sunset



Mahogany



Obsidian



Onyx

## Technical Information

<b>Composition</b>	30% Polyester, 70% PVC	30% Polyester, 70% PVC
<b>Openness</b>	5%	10%
<b>Width(s)</b>	126" (3.2m)	126" (3.2m)
<b>Length</b>	22 yd/roll (20m)	22 yd/roll (30m)
<b>Weight</b>	15.63oz/yd2 (530g/m2)	13.86oz/yd2 (470g/m2)
<b>Thickness</b>	0.032in (.82mm)	0.027in (.68mm)
<b>Fire Classification</b>	NFPA 701	
<b>Fungal/Bacterial Resistance</b>	ASTM E2149, ASTM G21	
<b>Railroadable</b>	Yes	
<b>Cleaning</b>	Lightly vacuum or wipe with dry cloth to remove dust. Spot clean with clean white pencil eraser or gently wipe with warm soapy water and damp sponge. If wet, leave shade down to dry completely. Avoid solvents or test them in inconspicuous area first.	

**Technical & Quality Data** Visit [textstyle.com](http://textstyle.com) for full details

**Features**



**Certifications**



## Product Codes and Pricing

### X-Weave 5%

Code	Color	Fabric Width (in)	Price per Lin. Yd.
066003200GRA	Graphite	126	
066003200MAH	Mahogany	126	
066003200ONY	Onyx	126	
066003200SAN	Sand	126	
066003200SLA	Slate	126	
066003200STO	Stone Gray	126	
066003200OBS	Obsidian	126	
066003200WHI	White	126	
066003200RIS	Sunrise	126	
066003200FOS	Fossil	126	
066003200SUN	Sunset	126	

### X-Weave 10%

Code	Color	Fabric Width (in)	Price per Lin. Yd.
066103200GRA	Graphite	126	
066103200MAH	Mahogany	126	
066103200ONY	Onyx	126	
066103200SAN	Sand	126	
066103200SLA	Slate	126	
066103200STO	Stone Gray	126	
066103200OBS	Obsidian	126	
066103200WHI	White	126	
066103200RIS	Sunrise	126	
066103200FOS	Fossil	126	
066103200SUN	Sunset	126	

# X-Weave Zero



ROLLER




PANEL




ZIP SYSTEMS

X-Weave Zero is a 100% view-blocking exterior solar screen, delivering total privacy. Built to withstand harsh outdoor conditions, this fabric is water-resistant, insect-resistant, and heat-reducing, ensuring year-round comfort for patios, pergolas, facades, and commercial spaces. With certifications like Greenguard Gold and EPD, X-Weave Zero supports sustainable building standards while enhancing solar protection and energy efficiency. At 126 inches in width, X-Weave Zero is the ultimate shading solution for modern outdoor living and large-scale architectural projects.




White




Sunrise



Sand




Fossil




Stone Gray




Graphite




Slate




Sunset



Mahogany



Obsidian



Onyx

## Technical Information

<b>Composition</b>	30% Polyester, 70% PVC
<b>Openness</b>	0%
<b>Width(s)</b>	126" (3.2m)
<b>Length</b>	22 yd/roll (20m)
<b>Weight</b>	19.17oz/yd2 (650g/m2)
<b>Thickness</b>	0.033in (.85mm +/-5%)
<b>Fire Classification</b>	NFPA 701
<b>Fungal/Bacterial Resistance</b>	ASTM G21   ASTM E2149
<b>Railroadable</b>	Yes, for side tensioned systems only
<b>Cleaning</b>	Lightly vacuum or wipe with dry cloth to remove dust. Spot clean with clean white pencil eraser or gently wipe with warm soapy water and damp sponge. If wet, leave shade down to dry completely. Avoid solvents or test them in inconspicuous area first.

**Technical & Quality Data** Visit [textstyle.com](http://textstyle.com) for full details

**Features**

  
FR

  
LEAD FREE

  
FORMALDEHYDE FREE

  
PHTHALATE FREE

  
ENERGY SAVING

  
FRAGRANCE FREE

  
ANTI-BACTERIAL

  
10 YEAR WARRANTY

  
INSECT RESISTANT

**Certifications**

  
GREENGUARD

  
EPD®

  
OEKO TEX®  
STANDARD 100

  
ISO 14001

  
ISO 9001

## Product Codes and Pricing

### X-Weave 0%

Code	Color	Fabric Width (in)	Price per Lin. Yd.
066303200GRA	Graphite	126	
066303200MAH	Mahogany	126	
066303200ONY	Onyx	126	
066303200SAN	Sand	126	
066303200SLA	Slate	126	
066303200STO	Stone Gray	126	
066303200OBS	Obsidian	126	
066303200WHI	White	126	
066303200RIS	Sunrise	126	
066303200FOS	Fossil	126	
066303200SUN	Sunset	126	

# SilverScreen 2%




ROLLER




PANEL


SilverScreen is a metalized interior solar shade fabric that is available in 2% and 4% openness factors. The secret of its superior and outstanding performance lies in its construction. Backed with an ultra-fine layer of aluminum, SilverScreen is the highest performing screen in the market, dramatically improving solar energy control, while demonstrating an excellent view through with glare control.




White




Beige



Light Gray



Steel Gray



Dark Gray



Black

## Technical Information

<b>Composition</b>	36% Fiberglass, 64% PVC with Aluminum back
<b>Openness</b>	2%
<b>Width(s)</b>	110" (2.8m)
<b>Length</b>	33 yd/roll (30m)
<b>Weight</b>	11.8 oz/yd <sup>2</sup> (400g/m <sup>2</sup> )
<b>Thickness</b>	0.020 in (.50mm)
<b>Fire Classification</b>	NFPA 701, NFP 92503 specification M1, BS 5867 Part 2 Type B, CA Title 19
<b>Railroadable</b>	No
<b>Cleaning</b>	Lightly vacuum to remove surface dust.
<b>Technical &amp; Quality Data</b>	Visit <a href="http://textstyle.com">textstyle.com</a> for full details

**Features**



**Certification**



## Product Codes and Pricing

Code	Color	Width (in)	Price per lin. yd
010022800ED01	White	110	
010022800ED02	Beige	110	
010022800ED03	Lt Gray	110	
010022800EC02	Steel Gray	110	
010022800EB02	Dark Gray	110	
010022800EB01*	Black	110	

\* Available while supplies last

# SilverScreen 4%




ROLLER




PANEL


SilverScreen is a metalized interior solar shade fabric that is available in 2% and 4% openness factors. The secret of its superior and outstanding performance lies in its construction. Backed with an ultra-fine layer of aluminum, SilverScreen is the highest performing screen in the market, dramatically improving solar energy control, while demonstrating an excellent view through with glare control.




White




Beige




Light Gray




Misty Gray



Steel Gray



Chocolate Brown



Dark Gray

## Technical Information

<b>Composition</b>	36% Fiberglass, 64% PVC with Aluminum back
<b>Openness</b>	4%
<b>Width(s)</b>	94.5" (2.4m)
<b>Length</b>	33 yd/roll (30m)
<b>Weight</b>	11.8 oz/yd <sup>2</sup> (400g/m <sup>2</sup> )
<b>Thickness</b>	0.020 in (.50mm)
<b>Fire Classification</b>	NFPA 701, NFP 92503 specification M1, BS 5867 Part 2 Type B, CA Title 19
<b>Railroadable</b>	No
<b>Cleaning</b>	Lightly vacuum to remove surface dust.
<b>Technical &amp; Quality Data</b>	Visit <a href="http://textstyle.com">textstyle.com</a> for full details

**Features**



**Certifications**



## Product Codes and Pricing

Code	Color	Fabric Width (in)	Price per Lin. Yd.
010042400ED01	White	94.5	
010042400ED02	Beige	94.5	
010042400ED03	Light Gray	94.5	
010042400EC01*	Misty Gray	94.5	
010042400EC02	Steel Gray	94.5	
010042400EB02	Dark Gray	94.5	
010042400EB04*	Chocolate Brown	94.5	

\* Available while supplies last

# OmniaScreen




ROLLER




PANEL


Placed at an attractive price point, the aluminum backed 2x2 basket weave solar screen has a 3% openness, perfect for enhancing any living and working atmosphere.




White/White




White/Beige



White/Gray



Charcoal/Charcoal














Charcoal/Bronze



Charcoal/Dark Gray

## Technical Information

<b>Composition</b>	25% Polyester, 75% PVC with Aluminum back
<b>Openness</b>	3%
<b>Width(s)</b>	110" (2.8m)
<b>Length</b>	33 yd/roll (30m)
<b>Weight</b>	13.27 oz/yd <sup>2</sup> (450 g/m <sup>2</sup> )
<b>Thickness</b>	0.022 in (.55mm)
<b>Fire Classification</b>	NFPA 701, CA Title 19, UK BS 5867 Part 2, French M1
<b>Railroadable</b>	Yes
<b>Cleaning</b>	Lightly vacuum to remove surface dust.
<b>Technical &amp; Quality Data</b>	Visit <a href="http://textstyle.com">textstyle.com</a> for full details
<b>Features</b>	     FR    LEAD FREE    FORMALDEHYDE FREE    FRAGRANCE FREE    10 YEAR WARRANTY
<b>Certifications</b>	      GREENGUARD    EPD    hpd    OEKO TEX    STANDARD 100    ISO 14001    ISO 9001

## Product Codes and Pricing

Code	Color	Fabric Width (in)	Price per Lin. Yd.
010032800N001	White/White	110	
010032800N002	White/Beige	110	
010032800N003	White/Gray	110	
010032800N901	Charcoal/Charcoal	110	
010032800N902	Charcoal/Bronze	110	
010032800N904	Charcoal/Dark Gray	110	

# EnviroScreen




ROLLER




PANEL

EnviroScreen is a metalized PVC free fabric used in roller and panel track applications for both commercial and residential environmentally focused projects. Its highly reflective aluminum backing provides superior thermal and visual comfort in any space, yielding substantial energy savings, and creating a uniform exterior appearance. This desirable specialty weave is available in an appealing neutral color palette with a 2% openness factor.


For projects looking to maximize on green requirements, EnviroScreen is Cradle to Cradle certified, LBC Red List Compliant, and carries additional certifications necessary to claim points in green building rating tools such as LEED, Green Star, BREEAM, and more.




Tan



Steel Gray



Dark Gray



Black

## Technical Information

<b>Composition</b>	100% Polyester with Aluminum back
<b>Openness</b>	2%
<b>Width(s)</b>	94.5" (2.4m)
<b>Length</b>	44 yd/roll (40m)
<b>Weight</b>	7.37 oz/yd2 (250g/m2)
<b>Thickness</b>	0.020 in (.50mm)
<b>Fire Classification</b>	NFPA 701, DIN410 B1, AS 1530_2, BS5867 Part 2, CA Title 19
<b>Railroadable</b>	No
<b>Cleaning</b>	Lightly vacuum to remove surface dust.
<b>Technical &amp; Quality Data</b>	Visit <a href="http://textstyle.com">textstyle.com</a> for full details

**Features**



**Certifications**



## Product Codes and Pricing

Code	Color	Fabric Width (in)	Price per Lin. Yd.
0110022400765*	Tan	94.5	
0110022400936*	Steel Gray	94.5	
0110022400998*	Dark Gray	94.5	
0110022400829*	Black	94.5	

\* Available while supplies last

# Ambient Edge 1%

New Collection!



ROLLER




PANEL


Ambient Edge is a PVC-free, light-filtering solar screen fabric with a textured, design-forward look for modern interiors. Available in 1% and 3% openness, it delivers controlled light filtration while reducing glare and solar heat gain to help support HVAC efficiency. It comes in seven colours and features a lighter-weight construction, making it well suited to larger and motorized shade applications. Cradle to Cradle Certified®, Ambient Edge reflects a considered approach to material health and environmental responsibility.




Asphalt




Canvas




Chalk




Graphite



Mist



Smoke



Snow

## Technical Information

<b>Composition</b>	100% Polyester
<b>Openness</b>	1%
<b>Width(s)</b>	118" (3m)
<b>Length</b>	32.8 yd/roll (30m)
<b>Weight</b>	6.78 oz/yd2 (230 g/m2), 6.72 oz/yd2 (228 g/m2)
<b>Thickness</b>	0.02 in (.54mm)
<b>Fire Classification</b>	NFPA 701
<b>Railroadable</b>	No
<b>Cutting</b>	Knife, Ultrasonic
<b>Welding</b>	Tape Recommended
<b>Cleaning</b>	Lightly vacuum or wipe with dry cloth to remove dust. Do not soak, do not use other solvents, and do not rub.
<b>Technical &amp; Quality Data</b>	Visit <a href="http://textstyle.com">textstyle.com</a> for full details

**Features**



**Certifications**



## Product Codes and Pricing

Code	Color	Fabric Width (in)	Price per Lin. Yd.
024013000ASP	Asphalt	118	
024013000CAN	Canvas	118	
024013000CHA	Chalk	118	
024013000GRA	Graphite	118	
024013000MIS	Mist	118	
024013000SMO	Smoke	118	
024013000SNO	Snow	118	

# Ambient Edge 3%

New Collection!




ROLLER




PANEL


Ambient Edge is a PVC-free, light-filtering solar screen fabric with a textured, design-forward look for modern interiors. Available in 1% and 3% openness, it delivers controlled light filtration while reducing glare and solar heat gain to help support HVAC efficiency. It comes in seven colours and features a lighter-weight construction, making it well suited to larger and motorized shade applications. Cradle to Cradle Certified®, Ambient Edge reflects a considered approach to material health and environmental responsibility.




Asphalt




Canvas




Chalk




Graphite



Mist



Smoke



Snow

## Technical Information

<b>Composition</b>	100% Polyester
<b>Openness</b>	3%
<b>Width(s)</b>	118" (3m)
<b>Length</b>	32.8 yd/roll (30m)
<b>Weight</b>	6.78 oz/yd2 (230 g/m2), 6.72 oz/yd2 (228 g/m2)
<b>Thickness</b>	0.02 in (.54mm)
<b>Fire Classification</b>	NFPA 701
<b>Railroadable</b>	No
<b>Cutting</b>	Knife, Ultrasonic
<b>Welding</b>	Tape Recommended
<b>Cleaning</b>	Lightly vacuum or wipe with dry cloth to remove dust. Do not soak, do not use other solvents, and do not rub.
<b>Technical &amp; Quality Data</b>	Visit <a href="http://textstyle.com">textstyle.com</a> for full details

**Features**



**Certifications**



## Product Codes and Pricing

Code	Color	Fabric Width (in)	Price per Lin. Yd.
024033000ASP	Asphalt	118	
024033000CAN	Canvas	118	
024033000CHA	Chalk	118	
024033000GRA	Graphite	118	
024033000MIS	Mist	118	
024033000SMO	Smoke	118	
024033000SNO	Snow	118	

# Ambient Renew 1%



ROLLER



PANEL


Ambient Renew is an eco-friendly PVC Free solar screen fabric made of 85% recycled Repreve® polyester and available in 1% and 5% openness factors. It is designed to behave similarly to a traditional solar screen but without the PVC. Select Ambient Renew for your commercial or residential space when you're looking to minimize your impact on the environment while maximizing solar control and durability. It's compliance to the Living Building Challenge Red List makes this fabric the optimal choice for more demanding projects.




White/White




White/Beige




White/Smoke




White/Gray




Gray/Gray



Smoke/Smoke



Black/Blue



Black/Smoke



Black/Gray



Black/Coffee



Black/Black

## Technical Information

<b>Composition</b>	100% Polyester (85% Recycled REPREVE® Polyester)
<b>Openness</b>	1%
<b>Width(s)</b>	118" (3m)
<b>Length</b>	33 yd/roll (30m)
<b>Weight</b>	11.80 oz/yd <sup>2</sup> (400 g/m <sup>2</sup> )
<b>Thickness</b>	0.02 in (.54mm)
<b>Fire Classification</b>	NFPA 701, CA Title 19
<b>Railroadable</b>	Yes
<b>Cleaning</b>	Wipe clean with warm soapy water and damp cloth.
<b>Technical &amp; Quality Data</b>	Visit <a href="http://textstyle.com">textstyle.com</a> for full details

**Features**



**Certifications**



## Product Codes and Pricing

Code	Color	Fabric Width (in)	Price per Lin. Yd.
021013000R001	White/White	118	
021013000R002	White/Beige	118	
021013000R003	White/Smoke	118	
021013000R004	White/Gray	118	
021013000R303*	Smoke/Smoke	118	
021013000R404*	Gray/Gray	118	
021013000R503*	Black/Smoke	118	
021013000R504*	Black/Gray	118	
021013000R505	Black/Black	118	
021013000R506*	Black/Coffee	118	
021013000R507*	Black/Blue	118	

\* Available while supplies last

# Ambient Renew 5%



ROLLER



PANEL


Ambient Renew is an eco-friendly PVC Free solar screen fabric made of 85% recycled Repreve® polyester and available in 1% and 5% openness factors. It is designed to behave similarly to a traditional solar screen but without the PVC. Select Ambient Renew for your commercial or residential space when you're looking to minimize your impact on the environment while maximizing solar control and durability. It's compliance to the Living Building Challenge Red List makes this fabric the optimal choice for more demanding projects.




White/White




White/Beige




White/Smoke




White/Gray




Gray/Gray



Black/Smoke




Black/Blue



Black/Smoke



Black/Gray



Black/Coffee



## Technical Information

<b>Composition</b>	100% Polyester (85% Recycled REPREVE® Polyester)
<b>Openness</b>	5%
<b>Width(s)</b>	118" (3m)
<b>Length</b>	33 yd/roll (30m)
<b>Weight</b>	9.0 oz/yd <sup>2</sup> (305 g/m <sup>2</sup> )
<b>Thickness</b>	.01 in (.48mm)
<b>Fire Classification</b>	NFPA 701, CA Title 19
<b>Railroadable</b>	Yes
<b>Cleaning</b>	Wipe clean with warm soapy water and damp cloth.
<b>Technical &amp; Quality Data</b>	Visit <a href="http://textstyle.com">textstyle.com</a> for full details

**Features**



**Certifications**



## Product Codes and Pricing

Code	Color	Fabric Width (in)	Price per Lin. Yd.
021053000R001	White/White	118	
021053000R002	White/Beige	118	
021053000R003	White/Smoke	118	
021053000R004	White/Gray	118	
021053000R303*	Smoke/Smoke	118	
021053000R404*	Gray/Gray	118	
021053000R503*	Black/Smoke	118	
021053000R504*	Black/Gray	118	
021053000R505	Black/Black	118	
021053000R506*	Black/Coffee	118	
021053000R507*	Black/Blue	118	

\* Available while supplies last



# Check out the Texstyle Visualizer

Simulate how different fabrics will look in the real world, ensuring you make the optimal selection for your next shading project.

Explore | [Texstyle.com](https://www.texstyle.com)



# Mesa Light Filtering



ROLLER




PANEL




ROMAN

The cosmopolitan fabric, Mesa Light Filtering, is ideal for commercial and residential applications to allow light in while maintaining privacy. Made from 100% polyester, Mesa Light Filtering is PVC-free, and offers a high-quality, soft appearance that will add beauty to any room.


Mesa Light Filtering is available in five soft, neutral colors and matches perfectly with Mesa Blackout.




Dove White




Ice Gray



Quill



Nougat



Moonstone

## Technical Information

<b>Composition</b>	100% Polyester
<b>Openness</b>	Light Filtering
<b>Width(s)</b>	118" (3m)
<b>Length</b>	27.5 yd/roll (25m)
<b>Weight</b>	6.93 oz/yd2 (235g/m2)
<b>Thickness</b>	0.019 in (.48mm)
<b>Fire Classification</b>	NFPA 701, CA Title 19, ASTM E84 Class A
<b>Railroadable</b>	No
<b>Cleaning</b>	Wipe clean with warm soapy water and damp cloth.
<b>Technical &amp; Quality Data</b>	Visit <a href="http://textstyle.com">textstyle.com</a> for full details

**Features**



**Certifications**



## Product Codes and Pricing

Code	Color	Fabric Width (in)	Price per Lin. Yd.
06101300DOV	Dove White	118	
06101300ICE	Ice Gray	118	
06101300MOO	Moonstone	118	
06101300NOU	Nougat	118	
06101300QUI	Quill	118	

# Mesa Blackout



ROLLER



PANEL



ROMAN


The cosmopolitan fabric, Mesa blackout, is ideal for commercial and residential applications that require total light blockage and privacy. Made from 100% polyester with an acrylic coating, Mesa is PVC-free, offering a high-quality, soft appearance that will add beauty to a room while providing privacy. Match Mesa blackout to Mesa light filtering or the 3000 NET solar screen series. Dove White is ideal for digital printing, with pre-established HP Digital Latex print profiles for a seamless setup.




Dove White




Ice Gray




Quill



Seal




Dune




Nougat




Pearl



White




Moonstone




Mist



Slate
















Storm



Black

## Technical Information

<b>Composition</b>	100% Polyester with Acrylic Foam Coating
<b>Openness</b>	Blackout
<b>Width(s)</b>	118" (3m)
<b>Length</b>	22 yd/roll (20m)
<b>Weight</b>	9.4 oz/yd <sup>2</sup> (320g/m <sup>2</sup> )
<b>Thickness</b>	0.019 in (.47mm)
<b>Fire Classification</b>	NFPA 701, CA Title 19, CAN/ULC-S109, ASTM E84 Class A
<b>Railroadable</b>	No
<b>Cleaning</b>	Wipe clean with warm soapy water and damp cloth.
<b>Technical &amp; Quality Data</b>	Visit <a href="http://textstyle.com">textstyle.com</a> for full details
<b>Features</b>	     
<b>Certifications</b>	      

## Product Codes and Pricing

Code	Color	Fabric Width (in)	Price per Lin. Yd.
061003000DOV	Dove White	118	
061003000WHI	White	118	
061003000PEA	Pearl	118	
061003000SEA	Seal	118	
061003000SLA	Slate	118	
061003000BLA	Black	118	
061003000DUN	Dune	118	
061003000ICE	Ice Gray	118	
061003000MIS	Mist	118	
061003000MOO	Moonstone	118	
061003000NOU	Nouagt	118	
061003000QUI	Quill	118	
061003000STO	Storm	118	

# Mesa Façade Blackout



ROLLER




PANEL




ROMAN


Using the same Mesa Blackout quality you know and love, Mesa Façade Blackout offers four colors with a charcoal back. The facade blending back color helps your shades disappear from street view and is ideal for open roll systems that use a dark front blackout color. Tuxedo Façade is also available with pre-established HP Digital Latex print profile for seamless setup.



Tuxedo Façade



Slate Façade



Storm Façade



Black Façade

## Technical Information

<b>Composition</b>	100% Polyester with Acrylic Foam Coating
<b>Openness</b>	Blackout
<b>Width(s)</b>	118" (3m)
<b>Length</b>	22 yd/roll (20m)
<b>Weight</b>	12.09 oz/yd <sup>2</sup> (410g/m <sup>2</sup> )
<b>Thickness</b>	0.019 in (.47mm)
<b>Fire Classification</b>	NFPA 701, CA Title 19, CAN/ULC-S109, ASTM E84 Class A
<b>Railroadable</b>	No
<b>Cleaning</b>	Wipe clean with warm soapy water and damp cloth.
<b>Technical &amp; Quality Data</b>	Visit <a href="http://textstyle.com">textstyle.com</a> for full details

**Features**



**Certifications**



## Product Codes and Pricing

Code	Color	Fabric Width (in)	Price per Lin. Yd.
061003000TUX	Tuxedo Façade	118	
061003000SLAF	Slate Façade	118	
061003000STOF	Storm Façade	118	
061003000BLAF	Black Façade	118	

# Vasso Blackout

New Collection!



ROLLER




PANEL


Vasso Blackout is a durable commercial fabric made from 100% polyester for total privacy and reliable performance in today's most demanding environments. It balances functionality with a refined, modern look, offering the durability needed for high traffic spaces while maintaining a clean, professional finish with seven neutral colors and a pure white backing.




Concrete




Granite




Onyx



Pearl



Sable



Sand



White

## Technical Information

<b>Composition</b>	100% Polyester with Acrylic Backing
<b>Openness</b>	Blackout
<b>Width(s)</b>	118" (3m)
<b>Length</b>	30 yd/roll (27m)
<b>Weight</b>	10.18 oz/yd2 (345g/m2)
<b>Thickness</b>	0.014 in (.35mm)
<b>Fire Classification</b>	NFPA 701
<b>Railroadable</b>	No
<b>Cutting</b>	Knife, Ultrasonic
<b>Welding</b>	Tape Recommended
<b>Cleaning</b>	Lightly vaccum or wipe with dry cloth to remove dust. Wipe clean with warm soapy water and damp cloth.
<b>Technical &amp; Quality Data</b>	Visit <a href="http://textstyle.com">textstyle.com</a> for full details

**Features**



**Certifications**



## Product Codes and Pricing

Code	Color	Fabric Width (in)	Price per Lin. Yd.
068003000CON	Concrete	118	
068003000GRA	Granite	118	
068003000ONY	Onyx	118	
068003000PEA	Pearl	118	
068003000SAB	Sable	118	
068003000SAN	Sand	118	
068003000WHI	White	118	

# Tempe Blackout




ROLLER



PANEL

Tempe blackout fabric is made from 100% polyester with an acrylic coating. Perfectly block light and enhance privacy with this off-white backed PVC-free, economical and environmentally friendly fabric.




Polar




Linen




Almond



Cloud



Desert













Espresso



Ebony

## Technical Information

<b>Composition</b>	100% Polyester with Acrylic Coating
<b>Openness</b>	Blackout
<b>Width(s)</b>	98.4" (2.5m), 118" (3m)
<b>Length</b>	33 yd/roll (30m)
<b>Weight</b>	11.8 oz/yd <sup>2</sup> (400 g/m <sup>2</sup> )
<b>Thickness</b>	0.012 in (.40mm)
<b>Fire Classification</b>	NFPA 701, CA Title 19
<b>Railroadable</b>	No
<b>Cleaning</b>	Wipe clean with warm soapy water and damp cloth.
<b>Technical &amp; Quality Data</b>	Visit <a href="http://textstyle.com">textstyle.com</a> for full details
<b>Features</b>	      FR    PVC FREE    LEAD FREE    PHTHALATE FREE    FRAGRANCE FREE    10 YEAR WARRANTY
<b>Certifications</b>	    GREENGUARD    EPD    hpd    LOW VOC

## Product Codes and Pricing

Code	Color	Fabric Width (in)	Price per Lin. Yd.
062002500ALM*	Almond	98.4	
062002500CLO*	Cloud	98.4	
062002500EBO*	Ebony	98.4	
062002500ESP*	Espresso	98.4	
062002500POL	Polar	98.4	
062003000ALM*	Almond	118	
062003000CLO*	Cloud	118	
062003000EBO*	Ebony	118	
062003000ESP*	Espresso	118	

\* Available while supplies last

# Chateau Light Filtering

New Collection!



ROLLER



PANEL



ROMAN

Crafted for today’s residential spaces, Chateau delivers a refined aesthetic with features that go far beyond the basics. Its soft light-filtering weave offers near-total privacy while gently diffusing natural light—ideal for bedrooms, bathrooms, and open-plan living. With superior fade resistance, eco-conscious certifications, and a wide 118” format that eliminates seaming, Chateau is as functional as it is beautiful. Available in seven curated shades, each with a color-matched backing for cohesive curb appeal, Chateau is the essential fabric for modern living.




Porcelain



Gypsum




Amber Dust




Canyon



Castlerock












Thunderstone



Ebony

## Technical Information

<b>Composition</b>	100% Polyester
<b>Openness</b>	Private (<1%)
<b>Width(s)</b>	118" (3m)
<b>Length</b>	33 yd/roll (30m)
<b>Weight</b>	6.19 oz/yd2 (210 g/m2)
<b>Thickness</b>	0.012 in (.30mm)
<b>Railroadable</b>	Yes
<b>Cleaning</b>	Lightly vacuum or wipe with dry cloth to remove dust. Gently wipe clean with damp sponge. Do not soak. Avoid solvents or test them in inconspicuous area first
<b>Technical &amp; Quality Data</b>	Visit <a href="http://textstyle.com">textstyle.com</a> for full details
<b>Features</b>	      PVC FREE    LEAD FREE    PHTHALATE FREE    FRAGRANCE FREE    FORMALDEHYDE FREE    PRINTABLE
<b>Certifications</b>	   STANDARD 100    9001    5 YEAR WARRANTY

## Product Codes and Pricing

Code	Color	Fabric Width (in)	Price per Lin. Yd.
022003000AMB	Amber Dust	118	
022003000CAN	Canyon	118	
022003000CAS	Castlerock	118	
022003000EBO	Ebony	118	
022003000GYP	Gypsum	118	
022003000POR	Porcelain	118	
022003000THU	Thunderstone	118	

# Chateau Blackout

New Collection!



ROLLER



PANEL



ROMAN

Crafted for today’s residential spaces, Chateau delivers a refined aesthetic with features that go far beyond the basics. Its soft light-filtering weave offers near-total privacy while gently diffusing natural light—ideal for bedrooms, bathrooms, and open-plan living. With superior fade resistance, eco-conscious certifications, and a wide 118” format that eliminates seaming, Chateau is as functional as it is beautiful. Available in seven curated shades, each with a color-matched backing for cohesive curb appeal, Chateau is the essential fabric for modern living.




Porcelain



Gypsum




Amber Dust




Canyon



Castlerock











Thunderstone



Ebony

## Technical Information

<b>Composition</b>	100% Polyester
<b>Openness</b>	Blackout
<b>Width(s)</b>	118" (3m)
<b>Length</b>	33 yd/roll (30m)
<b>Weight</b>	10.03 oz/yd <sup>2</sup> (340 g/m <sup>2</sup> )
<b>Thickness</b>	0.018 in (.45mm)
<b>Railroadable</b>	Yes
<b>Cleaning</b>	Lightly vacuum or wipe with dry cloth to remove dust. Gently wipe clean with damp sponge. Do not soak. Avoid solvents or test them in inconspicuous area first
<b>Technical &amp; Quality Data</b>	Visit <a href="http://textstyle.com">textstyle.com</a> for full details
<b>Features</b>	     PVC FREE    LEAD FREE    PHTHALATE FREE    FRAGRANCE FREE    FORMALDEHYDE FREE
<b>Certifications</b>	   STANDARD 100    9001    5 YEAR WARRANTY

## Product Codes and Pricing

Code	Color	Fabric Width (in)	Price Per Lin. Yd.
022013000AMB	Amber Dust	118	
022013000CAN	Canyon	118	
022013000CAS	Castlerock	118	
022013000EBO	Ebony	118	
022013000GYF	Gypsum	118	
022013000POR	Porcelain	118	
022013000THU	Thunderstone	118	

# Sanctuary Light Filtering



ROLLER



PANEL



ROMAN

Inspired by the organic textures of nature, the Sanctuary collection is a defining aesthetic, available in 11 exceptional matching light filtering and blackout colors. Its unique three-dimensional pattern is available in a 118" width and will provide the competitive edge you have been looking for. Suitably designed for roller, roman and panel blinds, Sanctuary will transform and bring your interior space to life.




Plaster



Marble



Limestone



Ceramic



Truffle



Fossil



Suede



Mineral



Slate










Baltic



Lava

## Technical Information

<b>Composition</b>	100% Polyester
<b>Openness</b>	Light Filtering   Approximately 3%
<b>Width(s)</b>	118" (3m)
<b>Length</b>	27.5 yd/roll (25m)
<b>Weight</b>	6.05 oz/yd2 (205 g/m2)
<b>Thickness</b>	0.016 in (.40 mm)
<b>Railroadable</b>	No
<b>Cleaning</b>	Surface dust can be removed with vacuum or a soft cloth.
<b>Technical &amp; Quality Data</b>	Visit <a href="http://textstyle.com">textstyle.com</a> for full details
<b>Features</b>	 PVC FREE  5 YEAR WARRANTY  PRINTABLE
<b>Certifications</b>	 GREENGUARD GOLD  OEKO TEX STANDARD 100  ISO 9001  hpd

## Product Codes and Pricing

Code	Color	Fabric Width (in)	Price per Lin. Yd.
058013000PLA	Plaster	118	
058013000MAR	Marble	118	
058013000LIM	Limestone	118	
058013000CER	Ceramic	118	
058013000TRU	Truffe	118	
058013000FOS	Fossil	118	
058013000SUE	Suede	118	
058013000MIN	Mineral	118	
058013000SLA	Slate	118	
058013000BAL	Baltic	118	
058013000LAV	Lava	118	

# Sanctuary Blackout



ROLLER



PANEL




ROMAN


Inspired by the organic textures of nature, the Sanctuary collection is a defining aesthetic, available in 11 exceptional matching light filtering and blackout colors. Its unique three-dimensional pattern is available in a 118" width and will provide the competitive edge you have been looking for. Suitably designed for roller, roman and panel blinds, Sanctuary will transform and bring your interior space to life.



Plaster



Marble



Limestone



Ceramic



Truffle



Fossil



Suede



Mineral



Slate



Baltic



Lava

## Technical Information

Composition	100% Polyester with Acrylic Foam Coating
Openness	Blackout
Width(s)	118" (3m)
Length	22 yd/roll (20m)
Weight	12.68 oz/yd <sup>2</sup> (430 g/m <sup>2</sup> )
Thickness	0.024 in (0.60 mm)
Railroadable	No
Cleaning	Surface dust can be removed with vacuum or a soft cloth.
Technical & Quality Data	Visit <a href="https://textstyle.com">textstyle.com</a> for full details
Features	 PVC FREE  5 YEAR WARRANTY  PRINTABLE
Certifications	 GREENGUARD  OEKO TEX STANDARD 100  ISO 9001  HDP  EPD®

## Product Codes and Pricing

Code	Color	Fabric Width (in)	Price per Lin. Yd.
058003000PLA	Plaster	118	
058003000MAR	Marble	118	
058003000LIM	Limestone	118	
058003000CER	Ceramic	118	
058003000TRU	Truffle	118	
058003000FOS	Fossil	118	
058003000SUE	Suede	118	
058003000MIN	Mineral	118	
058003000SLA	Slate	118	
058003000BAL	Baltic	118	
058003000LAV	Lava	118	

# Verona



ROLLER



PANEL

Verona is a high quality, versatile, light filtering solid and is available in a wide variety of contemporary colors, making it an excellent choice for any room.



White




Vanilla



Natural




Sand



Shadow




Light Gray




Light Blue



Stone



Blue Gray



Teal







Navy Blue



Noir

## Technical Information

<b>Composition</b>	100% Polyester
<b>Openness</b>	Light Filtering   Approximately 1%
<b>Width(s)</b>	92.5" (2.35m)   Select colors also available in 78.7"
<b>Length</b>	44 yd/roll (40m)
<b>Weight</b>	5.31 oz/yd2 (180 g/m2)
<b>Thickness</b>	0.016 in (.40mm)
<b>Railroadable</b>	Yes
<b>Cleaning</b>	Vacuum cleaning and/or gentle wiping with a sponge and mild soap. Do not soak, do not use any other solvents, and do not rub.
<b>Technical &amp; Quality Data</b>	Visit <a href="http://textstyle.com">textstyle.com</a> for full details
<b>Features</b>	   <p>PVC FREE      5 YEAR WARRANTY      PRINTABLE</p>
<b>Certifications</b>	 <p>OEKO TEX<sup>®</sup> STANDARD 100</p>

## Product Codes and Pricing

Code	Color	Fabric Width (in)	Price per lin. yd
07330654105091	Vanilla	78.7	
07330654105107	White	78.7	
07330654108733	Natural	78.7	
07330654246497	Light Gray	78.7	
07330654246503	Stone	78.7	
07330654596820	Navy Blue	92.5	
07330654596837	Light Blue	92.5	
07330654596851	Blue Gray	92.5	
07330654596721	Natural	92.5	
07330654602552	Slate	92.5	
07330654596844	Teal	92.5	
07330654596769	Light Gray	92.5	
07330654596776	Stone	92.5	
07330654596783	Shadow	92.5	
07330654596790	Sand	92.5	
07330654595533	Vanilla	92.5	
07330654596691	White	92.5	
07330654596714	Noir	92.5	

# Milano




ROLLER




PANEL

Milano is a cost-effective light-filtering solution which is available in a wide variety of colors. It's closed weave allows you to maintain privacy in your space while still allowing soothing natural light to come in. It's matching blackout, Torino, allows you to mix and match opacities within your space. Versatile and attractively priced, Milano is perfect for any room.




Rice White




Pearl



Oatmeal



Dark Cream




Harvest




Pale Gray



Light Gray



Gray



Dark Chocolate



Dark Blue



Charcoal

## Technical Information

<b>Composition</b>	100% Polyester
<b>Openness</b>	Light Filtering   Approximately 0%
<b>Width(s)</b>	78.7" (2m) & 92.5" (2.35m)
<b>Length</b>	44 yd/roll (40m)
<b>Weight</b>	5.01 oz/yd2 (170 g/m2)
<b>Thickness</b>	0.016 in (.40mm)
<b>Railroadable</b>	Yes
<b>Cleaning</b>	Vacuum cleaning and/or gentle wiping with a sponge and mild soap. Do not soak, do not use any other solvents, and do not rub.
<b>Technical &amp; Quality Data</b>	Visit <a href="http://textstyle.com">textstyle.com</a> for full details

### Features



### Certifications



## Product Codes and Pricing

Code	Color	Fabric Width (in)	Price per Lin. Yd.
07330654373698	Rice White	78.7	
07330654373865	Pearl	78.7	
07330654375821	Pale Gray	78.7	
07330654551690	Light Gray	78.7	
07330654373872	Gray	78.7	
07330654373957	Dark Chocolate	78.7	
07330654373759	Dark Blue	78.7	
07330654373704	Charcoal	78.7	
07330654373681	Oatmeal	78.7	
07330654373889	Dark Cream	78.7	
07330654375838	Harvest	78.7	
07330654453406	Rice White	92.5	

# Torino Blackout




ROLLER



PANEL

Torino is a cost-effective blackout fabric which is available in a wide variety of colors. It's matching Light Filtering counterpart, Milano, allows you to mix and match opacities within your space. Versatile and attractively priced, Torino is perfect for any room.



Rice White



Pearl




Oatmeal




Pale Gray



Harvest



Light Gray




Gray



Dark Chocolate




Dark Blue



Black

## Technical Information

<b>Composition</b>	100% Polyester
<b>Openness</b>	Blackout
<b>Width(s)</b>	78.7" (2m) & 92.5" (2.35m)
<b>Length</b>	27 yd/roll (25m)   22 yd/roll (20m).
<b>Weight</b>	8.55/10.32 oz/yd <sup>2</sup> (290/350 g/m <sup>2</sup> )
<b>Thickness</b>	0.020 in (.50mm)
<b>Railroadable</b>	No
<b>Cleaning</b>	Vacuum cleaning and/or gentle wiping with a sponge and mild soap. Do not soak, do not use any other solvents, and do not rub.
<b>Technical &amp; Quality Data</b>	Visit <a href="http://textstyle.com">textstyle.com</a> for full details
<b>Features</b>	  PVC FREE      5 YEAR WARRANTY
<b>Certifications</b>	 OEKO TEX STANDARD 100

## Product Codes and Pricing

Code	Color	Fabric Width (in)	Price per Lin. Yd.
07330654373988	Rice White	78.7	
07330654373995	Black	78.7	
07330654375845	Pale Gray	78.7	
07330654374145	Gray	78.7	
07330654373971	Oatmeal	78.7	
07330654375852	Harvest	78.7	
07330654612124*	Dark Chocolate	92.5	
07330654612063	Light Gray	92.5	
07330654426318	Rice White	92.5	
07330654564706	Black	92.5	
07330654564683	Pale Gray	92.5	
07330654564690	Gray	92.5	
07330654564669	Oatmeal	92.5	
07330654564652	Pearl	92.5	
07330654596875	Dark Blue	92.5	
07330654564676	Harvest	92.5	

\*Available while supplies last

# Panama




ROLLER






PANEL

Although not a blackout fabric, Panama is a privacy-oriented solution; letting some light through while blocking exterior view through. Panama is a versatile textured solid that adds visual interest to the shade.



White

## Technical Information

<b>Composition</b>	100% Polyester
<b>Openness</b>	Light Filtering   Approximately 0%
<b>Width(s)</b>	92.5" (2.35m)
<b>Length</b>	33 yd/roll (30m)
<b>Weight</b>	8.26 oz/yd2 (280 g/m2)
<b>Thickness</b>	0.016 in (.40mm)
<b>Railroadable</b>	Yes
<b>Cleaning</b>	Vacuum cleaning and/or gentle wiping with a sponge and mild soap. Do not soak, do not use any other solvents, and do not rub.
<b>Technical &amp; Quality Data</b>	Visit <a href="http://textstyle.com">textstyle.com</a> for full details
<b>Features</b>	<div style="display: flex; justify-content: space-around; align-items: center;"> <div style="text-align: center;">  <p>PVC FREE</p> </div> <div style="text-align: center;">  <p>5 YEAR WARRANTY</p> </div> </div>
<b>Certifications</b>	

## Product Codes and Pricing

Code	Color	Fabric Width (in)	Price per Lin. Yd.
07330654608776	White	92.5	

# Tusk Light Filtering



ROLLER



PANEL



ROMAN

From textured earth tones to the rich, warm colors of weathered sandstone cliffs, Tusk provides comfort and harmony to every space. Tusk is available in both Light Filtering and Blackout with a color matched back, making it ideal for open roll shade systems.



Whisper




Coconut




Beach



Pepper




Mushroom



Henna



Hazelnut



Slate

## Technical Information

<b>Composition</b>	100% Polyester
<b>Openness</b>	Light Filtering   Approximately 1%
<b>Width(s)</b>	118" (3m)
<b>Length</b>	22 yd/roll (20m)
<b>Weight</b>	5 oz/yd2 (170 g/m2)
<b>Thickness</b>	0.012 in (.30mm)
<b>Railroadable</b>	No
<b>Cleaning</b>	Vacuum cleaning and/or gentle wiping with a sponge and mild soap. Do not soak, do not use any other solvents, and do not rub.
<b>Technical &amp; Quality Data</b>	Visit <a href="http://textstyle.com">textstyle.com</a> for full details

**Features**



**Certifications**



## Product Codes and Pricing

Code	Color	Fabric Width (in)	Price per Lin. Yd.
059003000WHI	Whisper	118	
059003000COC	Coconut	118	
059003000BEA	Beach	118	
059003000PEP	Pepper	118	
059003000MUS	Mushroom	118	
059003000HEN	Henna	118	
059003000HAZ	Hazelnut	118	
059003000SLA	Slate	118	

# Tusk Blackout



ROLLER



PANEL



ROMAN

From textured earth tones to the rich, warm colors of weathered sandstone cliffs, Tusk provides comfort and harmony to every space. Tusk is available in both Light Filtering and Blackout with a color matched back, making it ideal for open roll shade systems.



Whisper




Coconut




Beach



Pepper



Mushroom



Henna



Hazelnut



Slate

## Technical Information

<b>Composition</b>	100% Polyester
<b>Openness</b>	Blackout
<b>Width(s)</b>	118" (3m)
<b>Length</b>	22 yd/roll (20m)
<b>Weight</b>	10.62 oz/yd2 (360 g/m2)
<b>Thickness</b>	0.017 in (.43mm)
<b>Railroadable</b>	No
<b>Cleaning</b>	Vacuum cleaning and/or gentle wiping with a sponge and mild soap. Do not soak, do not use any other solvents, and do not rub.
<b>Technical &amp; Quality Data</b>	Visit <a href="http://textstyle.com">textstyle.com</a> for full details

### Features



### Certifications



## Product Codes and Pricing

Code	Color	Fabric Width (in)	Price per Lin. Yd.
0591003000WHI	Whisper	118	
0591003000COC	Coconut	118	
0591003000BEA	Beach	118	
0591003000PEP	Pepper	118	
0591003000MUS	Mushroom	118	
0591003000HEN	Henna	118	
0591003000HAZ	Hazelnut	118	
0591003000SLA	Slate	118	

# Chambray




ROLLER



PANEL

A simple geometric print, Chambray introduces pattern in a calming manner.



White/White

# Stickan



ROLLER






PANEL

Stickan introduces a varied vertical stripe, lengthening the window and adding visual appeal. It's ability to be railroaded also allows for the stripe to run horizontally on the window if desired.



White/White

## Technical Information

	Chambray	Stickan
<b>Composition</b>	100% Polyester	100% Polyester
<b>Openness</b>	Light Filtering   Approximately 1%	Light Filtering   Approximately 1%
<b>Width(s)</b>	78.7" (2m)	78.7" (2m)
<b>Length</b>	44 yd/roll (40m)	44 yd/roll (40m)
<b>Weight</b>	5.31 oz/yd <sup>2</sup> (180 g/m <sup>2</sup> )	5.31 oz/yd <sup>2</sup> (180 g/m <sup>2</sup> )
<b>Thickness</b>	0.016 in (.40mm)	0.016 in (.40mm)
<b>Railroadable</b>	Yes	Yes
<b>Cleaning</b>	Vacuum cleaning and/or gentle wiping with a sponge and mild soap. Do not soak, do not use any other solvents, and do not rub.	
<b>Technical &amp; Quality Data</b>	Visit <a href="https://textstyle.com">textstyle.com</a> for full details	
<b>Features</b>	  PVC FREE      5 YEAR WARRANTY	
<b>Certifications</b>		

## Product Codes and Pricing

### Chambray

Code	Color	Fabric Width (in)	Price per Lin. Yd.
07330654440260	White/White	78.7	

### Stickan

Code	Color	Fabric Width (in)	Price per Lin. Yd.
07330654163114	White/White	78.7	

# Chenille



ROLLER






PANEL

Created using a puff paint, the striped pattern on Chenille adds dimensional interest to the window shade.



White

## Technical Information

<b>Composition</b>	100% Polyester
<b>Openness</b>	Light Filtering   Approximately 1%
<b>Width(s)</b>	78.7" (2m)
<b>Length</b>	44 yd/roll (40m)
<b>Weight</b>	4.42 oz/yd2 (150 g/m2)
<b>Thickness</b>	0.026 in (.65mm)
<b>Railroadable</b>	Yes, pattern direction will change
<b>Cleaning</b>	Vacuum cleaning and/or gentle wiping with a sponge and mild soap. Do not soak, do not use any other solvents, and do not rub.
<b>Technical &amp; Quality Data</b>	Visit <a href="http://textstyle.com">textstyle.com</a> for full details
<b>Features</b>	  PVC FREE      5 YEAR WARRANTY
<b>Certifications</b>	

## Product Codes and Pricing

Code	Color	Fabric Width (in)	Price per Lin. Yd.
07330654267409	White	78.7	

# Mandal



ROLLER



PANEL

Made of recycled polyester, Mandal is eye catching and environmentally friendly. The tonal texture adds a natural design aesthetic to the window and the fabric can be railroaded allowing the texture to run either vertically or horizontally on the window.






Pebble



Dark Blue

## Technical Information

<b>Composition</b>	100% Recycled Polyester
<b>Openness</b>	Light Filtering   Approximately 3%
<b>Width(s)</b>	78.7" (2m)
<b>Length</b>	44 yd/roll (40m)
<b>Weight</b>	3.83 oz/yd2 (130 g/m2)
<b>Thickness</b>	0.012 in (.30mm)
<b>Railroadable</b>	Yes
<b>Cleaning</b>	Vacuum cleaning and/or gentle wiping with a sponge and mild soap. Do not soak, do not use any other solvents, and do not rub.
<b>Technical &amp; Quality Data</b>	Visit <a href="http://textstyle.com">textstyle.com</a> for full details
<b>Features</b>	<div style="display: flex; justify-content: space-around; align-items: center;"> <div style="text-align: center;">  <p>PVC FREE</p> </div> <div style="text-align: center;">  <p>5 YEAR WARRANTY</p> </div> <div style="text-align: center;">  <p>RECYCLED CONTENT</p> </div> </div>
<b>Certifications</b>	

## Product Codes and Pricing

Code	Color	Fabric Width (in)	Price per Lin. Yd.
07330654613206*	Dark Blue	78.7	
07330654437055*	Pebble	78.7	

\*Available while supplies last

# Karuna



ROLLER




PANEL

Made of recycled polyester, Karuna's open weave adds sophistication and a natural appearance to any room.




Snow




Beige




Light Gray



Tan



Dark Gray



Black

## Technical Information

<b>Composition</b>	100% Recycled Polyester
<b>Openness</b>	Transparent   Approximately 16%
<b>Width(s)</b>	78.7" (2m)
<b>Length</b>	44 yd/roll (40m)
<b>Weight</b>	5.60 oz/yd2 (190 g/m2)
<b>Thickness</b>	0.022 in (.55mm)
<b>Railroadable</b>	Yes
<b>Cleaning</b>	Vacuum cleaning and/or gentle wiping with a sponge and mild soap. Do not soak, do not use any other solvents, and do not rub.
<b>Technical &amp; Quality Data</b>	Visit <a href="http://textstyle.com">textstyle.com</a> for full details
<b>Features</b>	<div style="display: flex; justify-content: space-around; align-items: center;"> <div style="text-align: center;">  <p>PVC FREE</p> </div> <div style="text-align: center;">  <p>5 YEAR WARRANTY</p> </div> <div style="text-align: center;">  <p>RECYCLED CONTENT</p> </div> </div>
<b>Certifications</b>	 <p>OEKO TEX® STANDARD 100</p>

## Product Codes and Pricing

Code	Color	Fabric Width (in)	Price per Lin. Yd.
07330654612353*	Gray	78.7	
07330654612360*	Dark Gray	78.7	
07330654612407*	Tan	78.7	
07330654424659	Beige	78.7	
07330654424628	Snow	78.7	
07330654424604*	Black	78.7	

\*Available while supplies last

# Balmoral Light Filtering



ROLLER



PANEL



ROMAN

The Balmoral collection offers the complete styling solution with pure elegance and a premium design aesthetic. Available in 13 exceptionally matched colors, privacy is achieved in all light conditions.




White



Pearl



Birch



Putty




Concrete




Dove



Pyrite



Bourneville



Steel




Jet



Armour








Platinum



Chrome

## Technical Information

<b>Composition</b>	100% Polyester
<b>Openness</b>	Light Filtering   Approximately 6%
<b>Width(s)</b>	118" (3m)
<b>Length</b>	22 yd/roll (20m)
<b>Weight</b>	6.49 oz/yd2 (220 g/m2)
<b>Thickness</b>	0.022 in (.55mm)
<b>Railroadable</b>	No
<b>Cleaning</b>	Vacuum cleaning and/or gentle wiping with a sponge and mild soap. Do not soak, do not use any other solvents, and do not rub.
<b>Technical &amp; Quality Data</b>	Visit <a href="http://textstyle.com">textstyle.com</a> for full details
<b>Features</b>	   PVC FREE    5 YEAR WARRANTY    PRINTABLE
<b>Certifications</b>	    

## Product Codes and Pricing

Code	Color	Fabric Width (in)	Price per Lin. Yd.
064003000BIR	Birch	118	
064003000BOU	Bourneville	118	
064003000CON	Concrete	118	
064003000DOV	Dove	118	
064003000JET	Jet	118	
064003000PEA	Pearl	118	
064003000PUT	Putty	118	
064003000PYR	Pyrite	118	
064003000STE	Steel	118	
064003000WHI	White	118	
064003000ARM	Armour	118	
064003000CHR	Chrome	118	
064003000PLA	Platinum	118	

# Balmoral Blackout



ROLLER



PANEL



ROMAN

The Balmoral collection offers the complete styling solution with pure elegance and a premium design aesthetic. Available in 13 exceptionally matched colors, privacy is achieved in all light conditions.



White




Pearl



Birch



Putty




Concrete




Dove




Pyrite



Bourneville




Steel




Jet



Armour



Platinum



Chrome

## Technical Information

<b>Composition</b>	100% Polyester with Acrylic Foam Backing
<b>Openness</b>	Blackout
<b>Width(s)</b>	118" (3m)
<b>Length</b>	22 yd/roll (20m)
<b>Weight</b>	11.50oz/yd2 (390 g/m2)
<b>Thickness</b>	0.023in (.60mm)
<b>Railroadable</b>	No
<b>Cleaning</b>	Vacuum cleaning and/or gentle wiping with a sponge and mild soap. Do not soak, do not use any other solvents, and do not rub.
<b>Technical &amp; Quality Data</b>	Visit <a href="http://textstyle.com">textstyle.com</a> for full details

**Features**



**Certifications**



## Product Codes and Pricing

Code	Color	Fabric Width (in)	Price per Lin. Yd.
065003000BIR	Birch	118	
065003000BOU	Bourneville	118	
065003000CON	Concrete	118	
065003000DOV	Dove	118	
065003000JET	Jet	118	
065003000PEA	Pearl	118	
065003000PUT	Putty	118	
065003000PYR	Pyrite	118	
065003000STE	Steel	118	
065003000WHI	White	118	
065003000ARM	Armour	118	
065003000CHR	Chrome	118	
065003000PLA	Platinum	118	

# Jersey Light Filtering



ROLLER



PANEL




ROMAN


Delicate yarns intricately woven give rise to Jersey, a fabric collection inspired by more traditional textile design methods. Simple yet sophisticated, the Jersey color palette complements a broad spectrum of decors and interior spaces.



Opal




Organic



Stone




Render



Timber








Pavement



Steel

## Technical Information

<b>Composition</b>	100% Polyester
<b>Openness</b>	Light Filtering   Approximately 10%
<b>Width(s)</b>	118" (3m)
<b>Length</b>	22 yd/roll (20m)
<b>Weight</b>	7.67 oz/yd2 (260g/m2)
<b>Thickness</b>	0.025 in (0.63mm)
<b>Railroadable</b>	No
<b>Cleaning</b>	Surface dust can be removed with vacuum or a soft cloth
<b>Technical &amp; Quality Data</b>	Visit <a href="http://textstyle.com">textstyle.com</a> for full details
<b>Features</b>	<div style="display: flex; justify-content: space-around; align-items: center;"> <div style="text-align: center;">  <p>PVC FREE</p> </div> <div style="text-align: center;">  <p>5 YEAR WARRANTY</p> </div> <div style="text-align: center;">  <p>FRAGRANCE FREE</p> </div> </div>
<b>Certifications</b>	<div style="display: flex; justify-content: space-around; align-items: center;"> <div style="text-align: center;">  <p>GREENGUARD GOLD</p> </div> <div style="text-align: center;">  <p>OEKO TEX STANDARD 100</p> </div> </div>

## Product Codes and Pricing

Code	Color	Fabric Width (in)	Price per Lin. Yd.
0540030000PA	Opal	118	
0540030000ORG	Organic	118	
0540030000PAV	Pavement	118	
0540030000REN	Render	118	
0540030000STE	Steel	118	
0540030000STO	Stone	118	
0540030000TIM	Timber	118	

# Jersey Blackout



ROLLER




PANEL



ROMAN

Delicate yarns intricately woven give rise to Jersey, a fabric collection inspired by more traditional textile design methods. Simple yet sophisticated, the Jersey color palette complements a broad spectrum of decors and interior spaces.




Organic




Opal



Stone




Render



Timber








Pavement



Steel

## Technical Information

<b>Composition</b>	100% Polyester
<b>Openness</b>	Blackout
<b>Width(s)</b>	118" (3m)
<b>Length</b>	22 yd/roll (20m)
<b>Weight</b>	13.27 oz/yd <sup>2</sup> (450g/m <sup>2</sup> )
<b>Thickness</b>	0.028 in (0.72mm)
<b>Railroadable</b>	No
<b>Cleaning</b>	Surface dust can be removed with vacuum or a soft cloth
<b>Technical &amp; Quality Data</b>	Visit <a href="http://textstyle.com">textstyle.com</a> for full details
<b>Features</b>	<div style="display: flex; justify-content: space-around; align-items: center;"> <div style="text-align: center;">  <p>PVC FREE</p> </div> <div style="text-align: center;">  <p>5 YEAR WARRANTY</p> </div> <div style="text-align: center;">  <p>FRAGRANCE FREE</p> </div> </div>
<b>Certifications</b>	<div style="display: flex; justify-content: space-around; align-items: center;"> <div style="text-align: center;">  <p>GREENGUARD GOLD</p> </div> <div style="text-align: center;">  <p>OEKO TEX STANDARD 100</p> </div> </div>

## Product Codes and Pricing

Code	Color	Fabric Width (in)	Price per Lin. Yd.
053003000OPA	Opal	118	
053003000ORG	Organic	118	
053003000PAV	Pavement	118	
053003000REN	Render	118	
053003000STE	Steel	118	
053003000STO	Stone	118	
053003000TIM	Timber	118	

# Trento



ROLLER






PANEL

A simple pattern with broad appeal, Trento introduces a truly natural aesthetic to your space by using 100% natural fibers and slub yarns.



White

## Technical Information

<b>Composition</b>	100% Cotton
<b>Openness</b>	Light Filtering   Approximately 0%
<b>Width(s)</b>	78.7" (2m)
<b>Length</b>	27 yd/roll (25m)
<b>Weight</b>	9.14 oz/yd <sup>2</sup> (310 g/m <sup>2</sup> )
<b>Thickness</b>	0.024 in (.60mm)
<b>Railroadable</b>	Yes
<b>Cleaning</b>	Vacuum cleaning and/or gentle wiping with a sponge and mild soap. Do not soak, do not use any other solvents, and do not rub.
<b>Technical &amp; Quality Data</b>	Visit <a href="http://textstyle.com">textstyle.com</a> for full details
<b>Features</b>	<div style="display: flex; justify-content: space-around; align-items: center;"> <div style="text-align: center;">  <p>PVC FREE</p> </div> <div style="text-align: center;">  <p>5 YEAR WARRANTY</p> </div> <div style="text-align: center;">  <p>OEKO TEX® STANDARD 100</p> </div> </div>

## Product Codes and Pricing

Code	Color	Fabric Width (in)	Price per lin. yd
07330654108115	White	78.7	



# Globally Sourced

Sourcing from some of the best mills in the world. Texstyle is devoted to offering only the highest quality fabrics.

# Avesta Light Filtering



ROLLER



PANEL

Avesta light filtering boasts an intricate weave with a neutral color palette incorporating the colors of nature.



Natural

# Avesta Blackout



ROLLER






PANEL

Avesta blackout boasts an intricate weave with a neutral color palette incorporating the colors of nature.



Natural

## Technical Information

	Avesta	Avesta Blackout
<b>Composition</b>	40% Viscose, 23% Polyester, 20% Cotton, 17% Flax	40% Viscose, 23% Polyester, 20% Cotton, 17% Flax with Acrylic Coating
<b>Openness</b>	Light Filtering   Approximately 1%	Blackout
<b>Width(s)</b>	80.7" (2.05m)	80.7" (2.05m)
<b>Length</b>	27 yd/roll (25m)	22 yd/roll (20m)
<b>Weight</b>	10.91 oz/yd <sup>2</sup> (370 g/m <sup>2</sup> )	14.75 oz/yd <sup>2</sup> (500 g/m <sup>2</sup> )
<b>Thickness</b>	0.029 in (.75mm)	0.035 in (.90mm)
<b>Railroadable</b>	Yes, pattern direction will change.	Yes, pattern direction will change.
<b>Cleaning</b>	Vacuum cleaning and/or gentle wiping with a sponge and mild soap. Do not soak, do not use any other solvents, and do not rub.	
<b>Technical &amp; Quality Data</b>	Visit <a href="http://textstyle.com">textstyle.com</a> for full details	
<b>Features</b>	  	

## Product Codes and Pricing

### Avesta

Code	Color	Fabric Width (in)	Price per Lin. Yd.
07330654307402	Natural	80.7	

### Avesta Blackout

Code	Color	Fabric Width (in)	Price per Lin. Yd.
07330654329930	Natural	80.7	

# Vista Blackout



ROLLER



PANEL



ROMAN

Vista is a sophisticated blackout coated jacquard fabric. With a complex weave construction, Vista offers a real three-dimensional appearance, with a color palette designed to compliment any interior.



Surf



Sand



Pumice



Dune








Paperbark



Driftwood

## Technical Information

<b>Composition</b>	100% Polyester
<b>Openness</b>	Blackout
<b>Width(s)</b>	110" (2.8m)
<b>Length</b>	28 yd/roll (25m)
<b>Weight</b>	11.15 oz/yd <sup>2</sup> (378 g/m <sup>2</sup> )
<b>Thickness</b>	0.021 in (.53mm)
<b>Railroadable</b>	No
<b>Cleaning</b>	Vacuum cleaning and/or gentle wiping with a sponge and mild soap. Do not soak, do not use any other solvents, and do not rub.
<b>Technical &amp; Quality Data</b>	Visit <a href="http://textstyle.com">textstyle.com</a> for full details
<b>Features</b>	  PVC FREE      5 YEAR WARRANTY
<b>Certifications</b>	  

## Product Codes and Pricing

Code	Color	Fabric Width (in)	Price per Lin. Yd.
063002800DRI	Driftwood	110	
063002800DUN	Dune	110	
063002800PAB	Paperbark	110	
063002800PUM	Pumice	110	
063002800SAN	Sand	110	
063002800SUR	Surf	110	