



EXTERNAL SHADES





z-LOCK™

Patented z-LOCK™ technology provides a unique fabric guide. Concealed within the channels, z-LOCK™ fastens the fabric securely, creating a strong smooth and streamlined finish. Tightly integrated, our zip-guided system ensures there are no gaps between the fabric and the channels.



ZIPSCREEN®



WIND
RESISTANT



INSECT
RESISTANT



COASTAL
APPROVED



SUN/UV
PROTECTION




PRIVACY



ANTI-GLARE



Zipscreen® is the ultimate external screening solution for any outdoor area or window. Specially designed for alfresco, veranda, and balcony applications, Zipscreen offers privacy and protection from the sun, wind, rain, and insects all year round. Custom built, Zipscreen systems can be made in widths of up to 5.8 metres and of drops up to 4 metres, or an impressive 7 metres with Zipscreen Extreme, offering an external solution to fit almost any area.



THE ALL NEW ULTRA-LOCK

Our patented, new Ultra-Lock boasts adaptive locking technology, which allows the shade position to be easily reset if simultaneous locking is interrupted by unexpected weather conditions or obstacles. A stronger heavy duty latching pin combined with a hidden integrated design ensures a reliable solution, which can be pre-assembled off-site, for a quick & easy installation.

PVC SCREEN COMPATIBLE

Introducing a completely transparent external solution. Zipscreen is compatible with clear, dimensionally stable PVC configurations. PVC creates a completely rain and weather-proof barrier, while also remaining perfectly clear.



[Visit Zipscreen Consumer Site](#)

VEUE DROP AWNINGS



STRAIGHT DROP

The Veue Straight Drop system is an entry-level outdoor shading solution that is suitable for a variety of external residential or commercial applications - sliding windows, doorways, undercover and outdoor areas. Our Straight Drop system is simple in its design and installation, creating a minimal aesthetic and cost-effective solution.



WIRE GUIDE

A discreet wire guided solution, great for floor to ceiling applications. Featuring a universal bracket to fix the base of the wire guide to the floor, face or recess. The Wire Guide system utilises compression springs to tension the wire, ensuring a smooth and steady guide for the fabric. Wire tension is quick and easy to adjust.



CHANNEL GUIDE

Featuring a slimline tension-free side guide, this system utilises a two-piece channel for easy installation with clip fixings. Ideal for sheltering residential or commercial areas, this system is suitable for enclosing any outdoor space. The slim 75mm side channels and integrated fabric brushes ensure discreet and quiet operation.



PIVOT ARM

The Veue Pivot Arm awning system is ideal for windows on first or second story levels. Veue Pivot Arm features a robust spring-loaded arm and perfectly maintains fabric tension in all positions.

FOLDING ARM AWNINGS

Our range of folding arm awnings comprises of classic style open and contemporary enclosed cassette solutions. Our award winning European designed awnings feature the innovative DAT folding arm torsion mechanism, combining distinctive design and high-quality components to deliver outstanding mechanical performance. Our awnings are backed by our 5-year warranty.



reddot design award

TÜVRheinland®
Precisely Right.

OPEN AWNINGS

Piuma

Piuma is our cost-effective and versatile designer awning. Featuring tensioned and light, square-shaped cable arms, Piuma is specifically engineered for small to medium sized applications.

Klip & Stein

Klip and Stein are our traditional awnings systems, offering a patented design and high-quality, die cast aluminium brackets and arm supports. Klip's vertical design is best suited to open style face fix applications, while Stein is horizontally designed for under eave installations. Both premium, designer awnings offer colour-matched hardware, to ensure they accentuate any architectural application.



PIUMA

Span: Up to 7 metres
Projection: 3 metres
Pitch: 5° to 90°



STEIN

Span: Up to 14 metres
Projection: 4 metres
Pitch: 5° to 85°



KLIP

Span: Up to 14 metres
Projection: 4 metres
Pitch: 5° to 65°




CASSETTE AWNINGS

Kumo

Kumo is a fully enclosed system that contains very few components, making it easy to assemble and install. The smooth, round cassette protects the fabric while not in use and can be either top or face fixed. This seamless awning has minimal visible screws and utilises high-quality die cast aluminium brackets and supports. Kumo is available in manual or motorised control system and can be colour matched to suit the look of any application.

Feng

Designed by world renowned, Italian industrial designer Mario Mazzer, Feng is our new flagship awning. Featuring a beautifully designed, rounded and completely enclosed aluminium cassette as well as integrated LED lighting, Feng is our most versatile awning yet. Easily use this awning throughout the day and into the night at the flick of a switch.



KUMO

Span: Up to 6 metres
Projection: 3 metres
Pitch: 5° to 85°



FENG

Span: Up to 14 metres in width
Projection: 3.7 metres
Pitch: 3° to 35° w/ LED or 45°







ROOFING SOLUTIONS

Frame

Frame is a retractable roofing solution which provides sun, heat and glare protection. Designed with a slim cassette, the Frame system attaches to existing conservatories and pergolas to create a sheltered area, that is protected from the elements, all year round. Frame utilises a high-pressure gas spring system for rattle-free movement and constant tension across the length of the system, ensuring the fabric always remains smooth and taut. Frame can also be configured with our signature side guide technology, z-LOCK™, providing superior tension across all four sides of the fabric and preventing any undesired rippling or sagging on larger applications.



With z-LOCK™: Up to 6m x 6m





Find us on social media: [@rolleaseacmeda](https://www.instagram.com/rolleaseacmeda)