

# VERTICAL WAND CONTROL SYSTEM

## FEATURES & BENEFITS

- Versatile economical solution
- Easy and intuitive light control with rotation of slats
- Wand control accommodates for easy and frequent access to sliding doors.
- Significantly reduced assembly time and inventory per system
- Adjustable after assembly to refine system
- New Vertical eBOM and Chart to calculate all items required in any sized system.



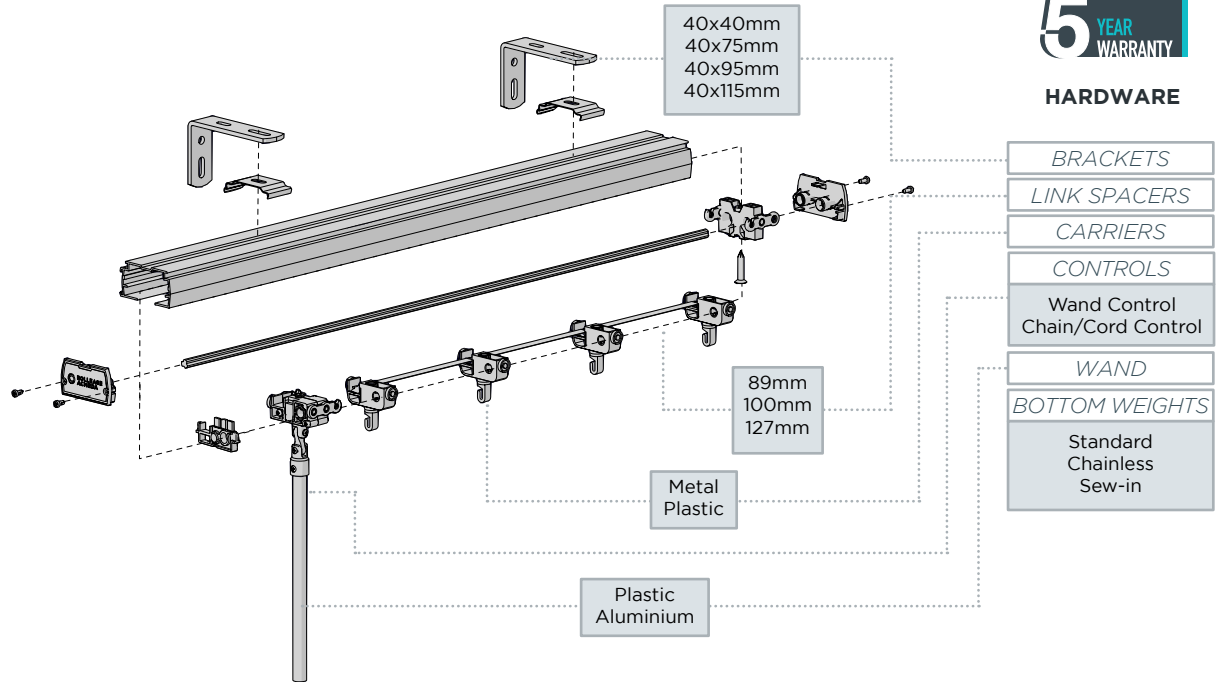
**COLOUR RANGE**

- black
- pure white
- sandstone
- silver grey

**WEBPAGE LINK**

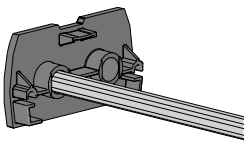
**SYSTEM UPGRADES**

FRS VALANCE



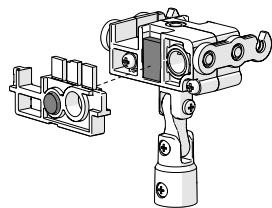
## KEY SYSTEM FEATURES

### ONE PIECE UNIVERSAL END CAP



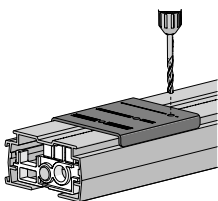
Designed with snap off shafts to allow further travel of Wand Control Unit as required.

### RELIABLE TILTROD SUPPORT (PATENT PENDING)



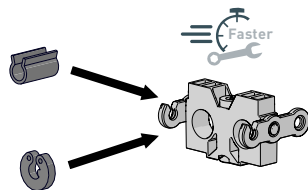
Updated design of Wand Control and Tiltrod Support, guaranteeing consistent collection and disengagement of up to 3 Tiltrod Supports.

### TILTROD SUPPORT DRILL TEMPLATE



Provides accuracy in location of screws to stop Tiltrod Support in Head Rail.

### FASTER ASSEMBLY



New End Cap and Carrier Stop provide faster efficient assembly.

## CONFIGURATION OPTIONS



One way



Centre Open



Split draw



Sloped

## DEDUCTIONS

