

# VERTICAL WAND CONTROL SYSTEM

## FEATURES & BENEFITS

- Versatile economical solution
- Easy and intuitive light control with rotation of slats
- Wand control accommodates for easy and frequent access to sliding doors.
- Significantly reduced assembly time and inventory per system
- Adjustable after assembly to refine system



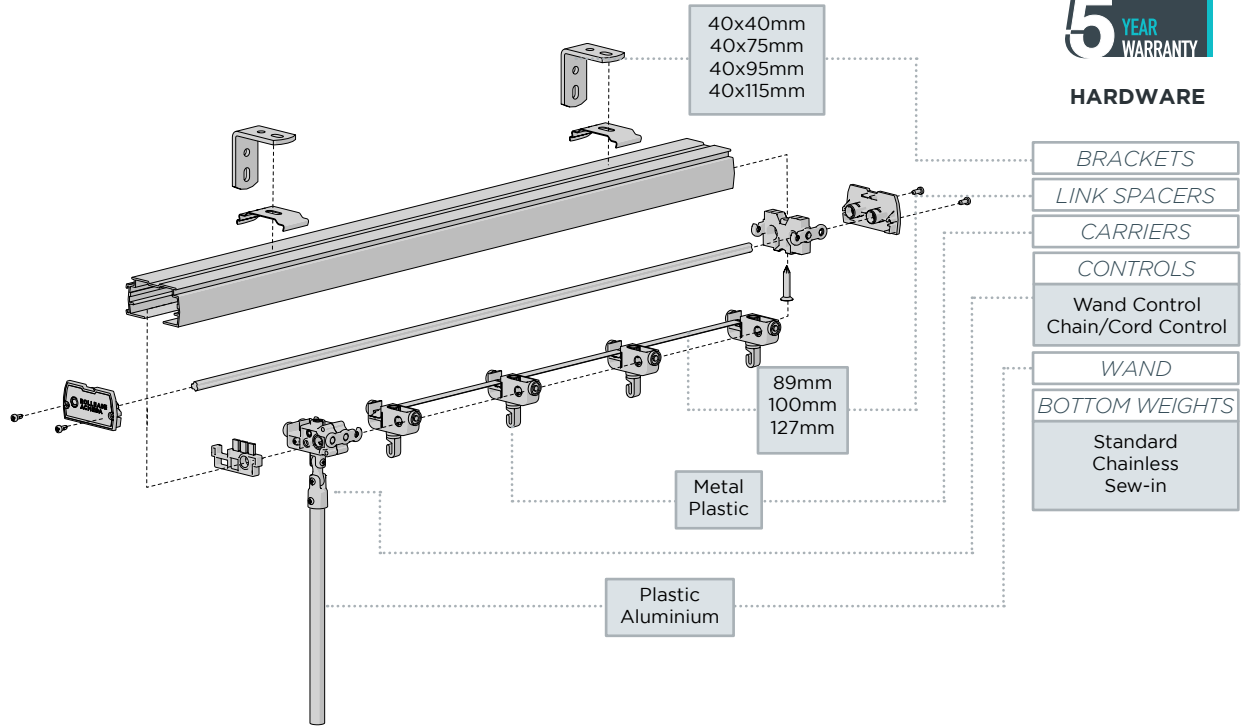
**COLOUR RANGE**

- black
- pure white
- sandstone
- silver grey

**WEBPAGE LINK**

**SYSTEM UPGRADES**

FRS VALANCE

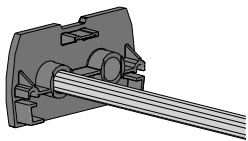


## HARDWARE

- BRACKETS
- LINK SPACERS
- CARRIERS
- CONTROLS
- Wand Control Chain/Cord Control
- WAND
- BOTTOM WEIGHTS
- Standard Chainless Sew-in

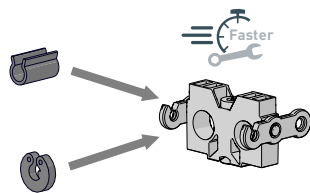
## KEY SYSTEM FEATURES

### ONE PIECE UNIVERSAL END CAP



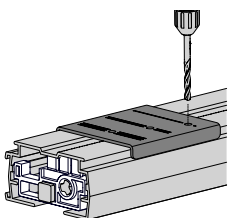
Designed with snap off shafts to allow further travel of Wand Control Unit as required

### FASTER ASSEMBLY



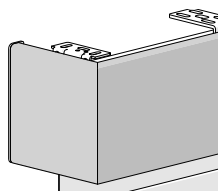
New End Cap and Carrier Stop provide faster, efficient assembly

### TILTROD SUPPORT DRILL TEMPLATE




Provides accuracy in location of screws to stop Tiltrod Support in head rail

### FRS SYSTEM UPGRADE



Compatible with FRS. Fabric wrap option to match vertical slats.

## CONFIGURATION OPTIONS



## DEDUCTIONS

