



# EASY SPRING ULTRA/WAND

## **PRE-TENSION CHARTS**

v2.0 | July 2022

# CONTENTS

## SECTION 1 | 1.5" (38mm) TUBE

3

180gsm (5.31oz/yd <sup>2</sup> ) FABRIC   THICKNESS: 0.40mm (0.016")	3
320gsm (9.44oz/yd <sup>2</sup> ) FABRIC   THICKNESS: 0.55mm (0.022")	4
420gsm (12.39oz/yd <sup>2</sup> ) FABRIC   THICKNESS: 0.55mm (0.022")	5
500gsm (14.75oz/yd <sup>2</sup> ) FABRIC   THICKNESS: 0.90mm (0.035")	6
600gsm (17.70oz/yd <sup>2</sup> ) FABRIC   THICKNESS: 1.00mm (0.039")	7
700gsm (20.65oz/yd <sup>2</sup> ) FABRIC   THICKNESS: 1.00mm (0.039")	8
800gsm (23.59oz/yd <sup>2</sup> ) FABRIC   THICKNESS: 2.00mm (0.079")	9

## SECTION 2 | S45 LT TUBE

10

180gsm (5.31oz/yd <sup>2</sup> ) FABRIC   THICKNESS: 0.40mm (0.016")	10
320gsm (9.44oz/yd <sup>2</sup> ) FABRIC   THICKNESS: 0.55mm (0.022")	11
420gsm (12.39oz/yd <sup>2</sup> ) FABRIC   THICKNESS: 0.55mm (0.022")	12
500gsm (14.75oz/yd <sup>2</sup> ) FABRIC   THICKNESS: 0.90mm (0.035")	13

## SECTION 3 | S45 STD TUBE

14

180gsm (5.31oz/yd <sup>2</sup> ) FABRIC   THICKNESS: 0.40mm (0.016")	14
320gsm (9.44oz/yd <sup>2</sup> ) FABRIC   THICKNESS: 0.55mm (0.022")	15
420gsm (12.39oz/yd <sup>2</sup> ) FABRIC   THICKNESS: 0.55mm (0.022")	16
500gsm (14.75oz/yd <sup>2</sup> ) FABRIC   THICKNESS: 0.90mm (0.035")	17

## SECTION 3 | S45 HD TUBE

18

180gsm (5.31oz/yd <sup>2</sup> ) FABRIC   THICKNESS: 0.40mm (0.016")	18
320gsm (9.44oz/yd <sup>2</sup> ) FABRIC   THICKNESS: 0.55mm (0.022")	19
420gsm (12.39oz/yd <sup>2</sup> ) FABRIC   THICKNESS: 0.55mm (0.022")	20
500gsm (14.75oz/yd <sup>2</sup> ) FABRIC   THICKNESS: 0.90mm (0.035")	21

## DISCLAIMER

### INTRODUCTION

This Pre-rotation manual for Easy Spring Ultra/Wand has been produced by Rollease Acmeda to supply the necessary information for the safe and correct installation of Easy Spring Ultra/Wand.

### DISCLAIMER

Rollease Acmeda has used reasonable care in preparing the information included in this document, but makes no representations or warranties as to the completeness or accuracy of the information. Information is supplied upon the condition that the persons receiving the information will make their own determination as to its suitability for their purposes prior to use. Rollease Acmeda assumes no liability whatsoever for any damages incurred by you resulting from errors in or omissions from the information included herein. Rollease Acmeda reserves the right to make changes without further notice to any products to improve reliability, function or design.

### COPYRIGHT

COPYRIGHT © ROLLEASE ACMEDA

All rights are reserved. No part of this document may be reproduced or utilised in any means, by any means, electronic or mechanical including photocopying, recordings, or by any information storage or retrieval system, without the express permission from Rollease Acmeda.

**SECTION 1 | 1.5" (38mm) TUBE**

**180gsm (5.31oz/yd<sup>2</sup>) FABRIC | THICKNESS: 0.40mm (0.016")**

		WIDTH																				
		#TURNS	0.50	0.60	0.80	1.00	1.20	1.40	1.60	1.80	2.00	2.20	2.40	2.60	2.80	3.00	3.20	3.40	3.60	3.80	4.00	
DROP	m	4	9	10	10	14	15	16	16	17	18	19	20	20	21	22	23	24	24	25	26	20
	0.50	5	9	10	10	14	15	16	16	17	18	19	20	21	21	22	23	24	25	26	26	24
	0.60	5	9	10	10	14	15	16	17	17	18	19	20	21	21	22	23	24	25	26	27	28
	0.70	6	9	10	10	14	15	16	17	17	18	19	20	21	22	22	23	24	25	26	27	31
	0.80	6	9	10	10	14	15	16	17	18	18	19	20	21	22	23	24	24	26	26	27	35
	0.90	7	9	10	10	14	15	16	17	18	19	19	20	21	22	23	24	25	26	27	28	39
	1.00	8	9	10	10	14	15	16	17	18	19	20	20	21	22	23	24	25	26	27	28	43
	1.10	8	9	10	10	14	15	16	17	18	19	20	21	21	22	23	24	26	26	27	28	47
	1.20	9	9	10	10	14	15	16	17	18	19	20	21	22	22	23	24	26	27	28	29	51
	1.30	9	9	10	10	14	15	16	17	18	19	20	21	22	23	23	25	26	27	28	29	55
	1.40	10	9	10	10	15	15	16	17	18	19	20	21	22	23	24	25	26	27	28	16	59
	1.50	11	9	10	11	15	16	16	17	18	19	20	21	22	23	24	26	27	28	15	16	63
	1.60	11	9	10	11	15	16	16	17	18	19	20	21	22	23	25	26	27	15	16	16	67
	1.70	12	9	10	11	15	16	17	18	18	19	20	21	22	23	25	26	15	15	16	16	71
	1.80	12	9	10	11	15	16	17	18	19	19	20	21	22	23	26	14	15	15	16	16	75
	1.90	12	10	10	11	15	16	17	18	19	19	20	21	22	23	26	14	14	15	15	16	79
	2.00	13	10	10		15	16	17	18	19	20	21	21	22	23	14	14	15	15	16	16	83
	2.10	13	10			15	16	17	18	19	20	21	22	23	13	14	14	15	15	16	16	87
	2.20	14				15	16	17	18	19	20	21	22	23	13	14	14	15	16	16	17	91
2.30	14				15	16	17	18	19	20	21	22	23	13	14	14	15	16	16	17	94	
2.40	15				15	16	17	18	19	20	21	22	23	13	14	15	15	16	16	17		
		20	24	31	39	47	55	63	71	79	87	94	102	110	118	126	134	142	150	157	in	

BOOSTER	MAX TURNS
COMPACT	25
LIGHT (LT)	40
LIGHT WITH EASY LINK	40
STANDARD WITH EASY LINK	41
OUTSIDE PRODUCT SPECS	

**PARAMETERS:**

FABRIC DENSITY: 180gsm  
 FABRIC THICKNESS: 0.40mm  
 WEIGHT BAR: D30 Bottom Rail  
 MIN WIDTH = 458mm [18"]

**Note:** Pretruns + #TURNS MUST BE LESS THAN Max Turns

SECTION 1 | PART A - 1.5" (38MM) TUBE

**320gsm (9.44oz/yd<sup>2</sup>) FABRIC | THICKNESS: 0.55mm (0.022")**

		WIDTH																					
		#TURNS	0.50	0.60	0.80	1.00	1.20	1.40	1.60	1.80	2.00	2.20	2.40	2.60	2.80	3.00	3.20	3.40	3.60	3.80	4.00		
DROP	m	4	9	10	11	14	15	16	17	17	18	19	20	21	22	23	13	13	14	15	15	20	
	0.50	5	9	10	11	14	15	16	17	18	18	19	20	21	21	22	23	13	14	14	15	15	24
	0.60	5	9	10	11	14	15	16	17	18	19	20	21	21	22	23	13	14	15	15	16	28	
	0.70	6	9	10	11	14	15	16	17	18	19	20	21	22	23	24	13	14	15	15	16	31	
	0.80	6	9	10	11	14	15	16	17	18	19	20	21	22	23	24	14	15	15	16	16	35	
	0.90	7	9	10	11	14	15	16	17	19	20	21	22	22	23	13	14	15	15	16	16	39	
	1.00	8	9	10	11	15	15	16	17	19	20	21	22	23	24	13	15	15	16	16	17	43	
	1.10	8	9	10	11	15	16	16	17	19	20	21	22	23	24	13	15	15	16	16	17	47	
	1.20	9	9	10	11	15	16	17	18	19	20	22	23	24	25	14	15	16	16	17	17	51	
	1.30	9	10	10	12	15	16	17	19	20	21	22	23	24	25	15	15	16	16	17	18	55	
	1.40	10	10	10	12	15	16	17	19	20	21	22	23	24	25	15	16	16	17	17	18	59	
	1.50	11	10	10	12	15	16	17	19	20	21	23	24	25	26	15	16	16	17	18	18	63	
	1.60	11	10	10	12	15	16	18	19	21	22	23	24	25	15	15	16	17	17	18	19	67	
	1.70	12	10	10	12	15	16	18	20	21	22	23	24	26	15	16	16	17	18	18	19	71	
	1.80	12	10	10	12	15	16	19	20	21	22	24	25	26	15	16	17	17	18	19	20	75	
	1.90	13	10	10	12	15	16	19	20	21	23	24	25	15	16	16	17	18	18	19	20	79	
	2.00	13	10	10		15	16	19	20	22	23	24	13	15	16	17	17	18	19	20	20	83	
	2.10	14	10			15	18	19	21	22	23	25	13	15	16	17	18	18	19	20	21	87	
	2.20	14				15	18	20	21	22	24	12	15	16	16	17	18	19	20	20	21	91	
	2.30	15				15	19	20	21	23	24	12	15	16	17	18	18	19	20	21	22	94	
2.40																							
		20	24	31	39	47	55	63	71	79	87	94	102	110	118	126	134	142	150	157	in		

BOOSTER	MAX TURNS
COMPACT	25
SHORT	26
LIGHT (LT)	40
LIGHT (LT) WITH EASY LINK	40
STD WITH EASY LINK	41
OUTSIDE PRODUCT SPECS	

**PARAMETERS:**  
 FABRIC DENSITY: 320gsm  
 FABRIC THICKNESS: 0.55mm  
 WEIGHT BAR: D30 Bottom Rail  
 MIN WIDTH = 458mm [18"]

**Note:** Pretruns + #TURNS MUST BE LESS THAN Max Turns

SECTION 1 | PART A - 1.5" (38MM) TUBE

**420gsm (12.39oz/yd<sup>2</sup>) FABRIC | THICKNESS: 0.55mm (0.022")**

		WIDTH																				
		#TURNS	0.50	0.60	0.80	1.00	1.20	1.40	1.60	1.80	2.00	2.20	2.40	2.60	2.80	3.00	3.20	3.40	3.60	3.80	4.00	
DROP	m	4	9	10	11	14	15	16	17	18	18	19	11	12	12	13	13	14	14	15		20
	0.50	5	9	10	11	14	15	16	17	18	19	20	11	12	12	13	13	14	14	15		24
	0.60	5	9	10	11	14	15	16	17	18	19	20	11	12	13	13	14	14	15	15		28
	0.70	6	9	10	11	14	15	16	17	18	19	20	11	12	13	13	14	14	15	15		31
	0.80	6	9	10	11	14	15	17	18	19	20	11	12	13	13	14	14	15	15			35
	0.90	7	9	10	11	14	15	17	18	19	20	11	12	13	13	14	14	15	16			39
	1.00	8	9	10	11	15	15	17	18	19	20	11	12	13	14	14	15	15	16			43
	1.10	8	9	10	11	15	16	17	18	19	20	11	13	13	14	14	15	16	16			47
	1.20	9	9	10	11	15	16	18	19	20	21	11	13	13	14	15	15	16	17			51
	1.30	9	10	10	12	15	17	18	19	20	21	13	13	14	14	15	16	16				55
	1.40	10	10	10	12	15	17	18	19	20	22	13	13	14	15	15	16	17				59
	1.50	11	10	10	12	16	17	18	19	21	22	13	14	14	15	16	16	17				63
	1.60	11	10	10	12	16	17	19	20	21	22	13	14	15	15	16	17	17				67
	1.70	12	10	10	12	16	18	19	20	21	23	13	14	15	16	16	17	18				71
	1.80	12	10	10	12	17	18	19	20	22	13	14	14	15	16	17	17	18				75
	1.90	13	10	10	12	17	18	19	21	22	13	14	15	15	16	17	18					79
	2.00	13	10	10		17	18	20	21	23	13	14	15	16	17	17	18					83
	2.10	14	10			17	19	20	21	23	14	14	15	16	17	18	18					87
	2.20	14				17	19	20	22	23	14	15	16	16	17	18	19					91
	2.30	15				18	19	21	22	24	14	15	16	17	18	18	19					94
2.40																						
		20	24	31	39	47	55	63	71	79	87	94	102	110	118	126	134	142	150	157	in	

BOOSTER	MAX TURNS
COMPACT	25
SHORT	26
LIGHT (LT)	40
STANDARD	41
STD WITH EASY LINK	41
OUTSIDE PRODUCT SPECS	

**PARAMETERS:**  
 FABRIC DENSITY: 420gsm  
 FABRIC THICKNESS: 0.55mm  
 WEIGHT BAR: D30 Bottom Rail  
 MIN WIDTH = 458mm [18"]

**Note:** Pretruns + #TURNS MUST BE LESS THAN Max Turns

SECTION 1 | PART A - 1.5" (38MM) TUBE

**500gsm (14.75oz/yd<sup>2</sup>) FABRIC | THICKNESS: 0.90mm (0.035")**

		WIDTH																				
m		#TURNS	0.50	0.60	0.80	1.00	1.20	1.40	1.60	1.80	2.00	2.20	2.40	2.60	2.80	3.00	3.20	3.40	3.60	3.80	4.00	
DROP	0.50	4	9	10	11	14	15	16	17	18	19	11	12	12	13	13	14	14				20
	0.60	5	9	10	11	14	15	17	18	19	11	11	12	13	13	14	14	15				24
	0.70	5	9	10	11	15	16	17	18	19	11	12	12	13	13	14	15	15				28
	0.80	6	10	10	11	15	16	17	18	19	11	12	13	13	14	14	15					31
	0.90	7	10	10	12	15	17	18	19	20	12	12	13	14	14	15	15					35
	1.00	7	10	10	12	16	17	18	19	20	12	13	13	14	15	15	16					39
	1.10	8	10	10	12	16	17	18	20	21	12	13	14	14	15	16	16					43
	1.20	8	10	10	12	16	18	19	20	12	13	13	14	15	15	16						47
	1.30	9	10	10	12	17	18	19	20	12	13	14	14	15	16	17						51
	1.40	10	10	10	12	17	18	20	21	13	13	14	15	16	16	17						55
	1.50	10	10	10	13	17	19	20	21	13	14	14	15	16	17	18						59
	1.60	11	10	10	13	17	19	20	22	13	14	15	16	16	17	18						63
	1.70	11	10	10	14	18	19	21	22	13	14	15	16	17	18							67
	1.80	12	10	10	14	18	20	21	23	14	15	16	17	17	18							71
	1.90	12	10	10		18	20	22	23	14	15	16	17	18	19							75
	2.00	13	10	10		19	21	22	24	14	15	16	17	18	19							79
	2.10	13	10	10		19	21	23	14	15	16	17	18	19	20							83
	2.20	14	10	10		19	21	23	14	15	16	17	18	19	21							87
	2.30	14	10	11		20	22	24	14	16	17	18	19	20								91
	2.40	15				20	22	24	15	16	17	18	19	21								94
		20	24	31	39	47	55	63	71	79	87	94	102	110	118	126	134	142	150	157	in	

BOOSTER	MAX TURNS
COMPACT	25
SHORT	26
LIGHT (LT)	40
STANDARD	41
STD WITH EASY LINK	41
OUTSIDE PRODUCT SPECS	

**PARAMETERS:**  
 FABRIC DENSITY: 500gsm  
 FABRIC THICKNESS: 0.90mm  
 WEIGHT BAR: D30 Bottom Rail  
 MIN WIDTH = 458mm [18"]

**Note:** Pretruns + #TURNS MUST BE LESS THAN Max Turns

SECTION 1 | PART A - 1.5" (38MM) TUBE

**600gsm (17.70oz/yd<sup>2</sup>) FABRIC | THICKNESS: 1.00mm (0.039")**

		WIDTH																				
		#TURNS	0.50	0.60	0.80	1.00	1.20	1.40	1.60	1.80	2.00	2.20	2.40	2.60	2.80	3.00	3.20	3.40	3.60	3.80	4.00	
DROP	m	4	9	10	11	14	16	17	17	10	11	11	12	12	13							20
	0.50	5	9	10	11	15	16	17	10	11	11	12	12	13	13							24
	0.60	5	9	10	11	15	16	17	10	11	11	12	13	13								28
	0.70	6	10	10	12	15	17	18	11	11	12	12	13	14								31
	0.80	6	10	10	12	16	17	18	11	11	12	13	13	14								35
	0.90	7	10	10	12	16	17	19	11	12	12	13	14	15								39
	1.00	8	10	10	13	16	18	19	11	12	13	14	14									43
	1.10	8	10	10	13	17	18	19	12	12	13	14	15									47
	1.20	9	10	10	13	17	19	20	12	13	14	14	15									51
	1.30	9	10	10	13	17	19	11	12	13	14	15	16									55
	1.40	10	10	10	14	18	19	12	13	14	14	15	16									59
	1.50	11	10	11	14	18	20	12	13	14	15	16										63
	1.60	11	10	12	14	19	20	12	13	14	15	16										67
	1.70	12	11	12	14	19	21	13	14	15	16	17										71
	1.80	12	11	12		19	21	13	14	15	16	17										75
	1.90	13	11	12		20	22	13	14	16	17	18										79
	2.00	13	12			20	22	14	15	16	17	18										83
	2.10	14				21	23	14	15	16	18	19										87
	2.20	14				21	23	14	16	17	18											91
	2.30	15				22	24	15	16	17	19											94
2.40																						in

BOOSTER	MAX TURNS
COMPACT	25
SHORT	26
LIGHT (LT)	40
STANDARD	41
STD WITH EASY LINK	41
OUTSIDE PRODUCT SPECS	

**PARAMETERS:**  
 FABRIC DENSITY: 600gsm  
 FABRIC THICKNESS: 1.00mm  
 WEIGHT BAR: D30 Bottom Rail  
 MIN WIDTH = 458mm [18"]

**Note:** Pretruns + #TURNS MUST BE LESS THAN Max Turns

SECTION 1 | PART A - 1.5" (38MM) TUBE

**700gsm (20.65oz/yd<sup>2</sup>) FABRIC | THICKNESS: 1.00mm (0.039")**

		WIDTH																				
m		#TURNS	0.50	0.60	0.80	1.00	1.20	1.40	1.60	1.80	2.00	2.20	2.40	2.60	2.80	3.00	3.20	3.40	3.60	3.80	4.00	
DROP	0.50	4	9	10	11	15	16	9	10	10	11	11										20
	0.60	5	9	10	11	15	16	9	10	11	11	12										24
	0.70	5	9	10	11	15	16	9	10	11	12	12										28
	0.80	6	10	10	12	16	17	10	11	11	12	13										31
	0.90	6	10	10	12	16	17	10	11	12	12	13										35
	1.00	7	10	10	13	16	18	11	11	12	13											39
	1.10	8	10	10	13	17	10	11	12	12	13											43
	1.20	8	10	10	13	17	10	11	12	13	13											47
	1.30	9	10	11	13	17	11	11	12	13	14											51
	1.40	9	10	11	14	18	11	12	13	13	14											55
	1.50	10	11	11	14	18	11	12	13	14	15											59
	1.60	11	11	12	14	19	11	12	13	14												63
	1.70	11	11	12	14	19	12	13	14	15												67
	1.80	12	11	12		20	12	13	14	15												71
	1.90	12	12	12		20	12	13	15	16												75
	2.00	13	12			20	13	14	15	16												79
	2.10	13				21	13	14	15	17												83
	2.20	14				21	13	15	16	17												87
	2.30	14				22	14	15	16	18												91
	2.40	15				23	14	15	17	18												94
		20	24	31	39	47	55	63	71	79	87	94	102	110	118	126	134	142	150	157	in	

BOOSTER	MAX TURNS
COMPACT	25
SHORT	26
LIGHT (LT)	40
STANDARD	41
STANDARD WITH EASY LINK	41
OUTSIDE PRODUCT SPECS	

**PARAMETERS:**  
 FABRIC DENSITY: 700gsm  
 FABRIC THICKNESS: 1.00mm  
 WEIGHT BAR: D30 Bottom Rail  
 MIN WIDTH = 458mm [18"]

**Note:** Pretruns + #TURNS MUST BE LESS THAN Max Turns



SECTION 1 | PART A - 1.5" (38MM) TUBE

**800gsm (23.59oz/yd<sup>2</sup>) FABRIC | THICKNESS: 2.00mm (0.079")**

		WIDTH																					
m		#TURNS	0.50	0.60	0.80	1.00	1.20	1.40	1.60	1.80	2.00	2.20	2.40	2.60	2.80	3.00	3.20	3.40	3.60	3.80	4.00		
DROP	0.50	4	10	10	12	16	17	10	11	11	12	13										20	
	0.60	5	10	10	13	16	18	11	11	12	13												24
	0.70	5	10	11	13	17	10	11	12	13	13												28
	0.80	6	11	11	13	17	11	11	12	13	14												31
	0.90	6	11	11	14	18	11	12	13	14													35
	1.00	7	11	12	14	19	11	12	13	14													39
	1.10	8	11	12	15	19	12	13	14	15													43
	1.20	8	12	12	15	20	12	14	15	16													47
	1.30	9	12	13	16	21	13	14	15														51
	1.40	9	12	13	16	22	13	15	16														55
	1.50	10	12	13	17	23	14	15	17														59
	1.60	11	13	14		24	14	16	17														63
	1.70	11	13	14		25	15	17	18														67
	1.80	12	13	15		26	16	17	19														71
	1.90	12	14			27	16	18															75
	2.00	13	14			28	17	19															79
	2.10	13				29	17	19															83
	2.20	14				30	18	20															87
	2.30	14				31	19	21															91
	2.40	15				32	19	22															94
			20	24	31	39	47	55	63	71	79	87	94	102	110	118	126	134	142	150	157	in	

BOOSTER	MAX TURNS
COMPACT	25
SHORT	26
LIGHT (LT)	40
STANDARD	41
OUTSIDE PRODUCT SPECS	

**PARAMETERS:**  
 FABRIC DENSITY: 800gsm  
 FABRIC THICKNESS: 2.00mm  
 WEIGHT BAR: D30 Bottom Rail  
 MIN WIDTH = 458mm [18"]

**Note:** Pretruns + #TURNS MUST BE LESS THAN Max Turns

SECTION 2 | S45 LT TUBE

180gsm (5.31oz/yd<sup>2</sup>) FABRIC | THICKNESS: 0.40mm (0.016")

		WIDTH																				
		#TURNS	0.50	0.60	0.80	1.00	1.20	1.40	1.60	1.80	2.00	2.20	2.40	2.60	2.80	3.00	3.20	3.40	3.60		3.80	4.00
DROP	m	4	9	10	10	14	15	16	17	18	19	20	21	21	22	23	24	25	26	27	28	20
	0.50	5	9	10	10	14	15	16	17	18	19	20	21	22	22	24	24	25	26	27	28	24
	0.60	5	9	10	10	15	15	16	17	18	19	20	21	22	23	24	25	26	26	27	28	28
	0.70	6	9	10	10	15	15	16	17	18	19	20	21	22	23	24	25	26	27	28	29	31
	0.80	6	9	10	11	15	16	16	17	18	19	20	21	22	23	24	25	26	27	28	29	35
	0.90	7	9	10	11	15	16	17	17	18	19	20	21	22	23	24	25	26	27	28	29	39
	1.00	8	10	10	11	15	16	17	18	18	19	20	21	22	24	25	26	27	27	28	29	43
	1.10	8	10	10	11	15	16	17	18	19	20	20	21	22	24	25	26	27	28	29	30	47
	1.20	9	10	10	11	15	16	17	18	19	20	21	22	23	24	25	26	27	28	29	30	51
	1.30	9	10	10	11	15	16	17	18	19	20	21	22	23	24	25	26	27	28	29	30	55
	1.40	10	10	10	11	15	16	17	18	19	20	21	22	23	24	26	27	28	29	30	17	59
	1.50	11	10	10	11	15	16	17	18	19	20	21	22	24	25	26	27	28	29	16	17	63
	1.60	11	10	10	11	15	16	17	18	19	20	21	22	24	25	26	27	28	16	16	17	67
	1.70	12	10	10	11	15	16	17	18	19	20	21	23	24	25	26	27	15	16	16	17	71
	1.80	12	10	10	11	15	16	17	18	19	20	21	23	24	25	27	15	15	16	16	17	75
	1.90	13	10	10	11	15	16	17	18	19	20	21	23	25	26	14	15	15	16	17	17	79
	2.00	13	10	10	11	15	16	17	18	19	20	21	24	25	26	14	15	16	16	17	17	83
2.10	14	10	10		15	16	17	18	19	20	22	24	25	14	14	15	16	16	17	17	87	
2.20	14	10			15	16	17	18	19	21	22	24	13	14	15	15	16	16	17	17	91	
2.30	15				15	16	17	19	20	21	23	24	13	14	15	15	16	16	17	18	94	
2.40					15	16	17	19	20	21	23	24	13	14	15	15	16	16	17	18		
		20	24	31	39	47	55	63	71	79	87	94	102	110	118	126	134	142	150	157	in	

BOOSTER	MAX TURNS
COMPACT	25
LIGHT (LT)	40
LIGHT WITH EASY LINK	40
STANDARD WITH EASY LINK	41
OUTSIDE PRODUCT SPECS	

**PARAMETERS:**  
 FABRIC DENSITY: 180gsm  
 FABRIC THICKNESS: 0.40mm  
 WEIGHT BAR: D30 Bottom Rail  
 MIN WIDTH = 458mm [18"]

Note: Pretruns + #TURNS MUST BE LESS THAN Max Turns

**320gsm (9.44oz/yd<sup>2</sup>) FABRIC | THICKNESS: 0.55mm (0.022")**

		WIDTH																				
		#TURNS	0.50	0.60	0.80	1.00	1.20	1.40	1.60	1.80	2.00	2.20	2.40	2.60	2.80	3.00	3.20	3.40	3.60	3.80	4.00	
DROP	m	4	9	10	11	15	15	16	17	18	19	20	21	12	13	13	14	14	15	15	16	20
	0.50	5	9	10	11	15	15	16	17	18	19	20	21	12	13	14	14	15	15	16	16	24
	0.60	5	9	10	11	15	16	17	18	19	20	21	12	12	13	14	14	15	15	16	16	28
	0.70	6	10	10	11	15	16	17	18	19	20	21	12	13	13	14	14	15	15	16	16	31
	0.80	6	10	10	12	15	16	17	18	19	20	21	12	13	14	14	15	15	16	16	17	35
	0.90	7	10	10	12	15	16	17	18	19	20	21	12	13	14	14	15	15	16	16	17	39
	1.00	8	10	10	12	15	16	17	18	19	21	22	12	13	14	15	15	16	16	17	17	43
	1.10	8	10	10	12	15	16	18	19	20	21	22	12	14	14	15	15	16	16	17	17	47
	1.20	9	10	10	12	15	16	18	19	20	21	22	12	14	14	15	16	16	17	17	18	51
	1.30	9	10	10	12	15	16	18	19	20	21	22	13	14	15	15	16	16	17	17	18	55
	1.40	10	10	10	12	15	16	18	19	20	22	23	13	14	15	15	16	17	17	18	18	59
	1.50	11	10	10	12	15	17	18	20	21	22	23	14	14	15	16	16	17	18	18	18	63
	1.60	11	10	10	12	15	17	19	20	21	22	12	14	15	15	16	17	17	18	19	19	67
	1.70	12	10	10	12	15	18	19	20	21	23	13	14	15	15	16	17	18	18	19	19	71
	1.80	12	10	10	12	15	18	19	20	22	23	14	14	15	16	16	17	18	19	19	11	75
	1.90	13	10	10	12	15	18	19	21	22	23	14	14	15	16	17	17	18	19	20	12	79
	2.00	13	10	10	12	16	18	19	21	22	23	14	15	15	16	17	18	19	19	20	12	83
	2.10	14	10	10	12	17	18	20	21	22	24	14	15	16	16	17	18	19	20	12	12	87
	2.20	14	10	10		17	19	20	21	23	24	14	15	16	17	18	18	19	20	12	12	91
	2.30	15	10			17	19	20	22	23	25	15	15	16	17	18	19	19	20	12	13	94
2.40																						

**BOOSTER**

**MAX TURNS**

**PARAMETERS:**

COMPACT

SHORT

LIGHT (LT)

STANDARD

STD WITH EASY LINK

HEAVY DUTY WITH EASY LINK

OUTSIDE PRODUCT SPECS

OUTSIDE ESW USER EFFORT

25

26

40

41

41

38

FABRIC DENSITY: 320gsm

FABRIC THICKNESS: 0.55mm









WEIGHT BAR: D30 Bottom Rail

MIN WIDTH = 458mm [18"]

**Note:** Pretruns + #TURNS MUST BE LESS THAN Max Turns

**420gsm (12.39oz/yd<sup>2</sup>) FABRIC | THICKNESS: 0.55mm (0.022")**

		WIDTH																						
		#TURNS	0.50	0.60	0.80	1.00	1.20	1.40	1.60	1.80	2.00	2.20	2.40	2.60	2.80	3.00	3.20	3.40	3.60	3.80	4.00			
DROP	m	4	9	10	11	15	15	16	17	10	11	11	12	12	13	13	8	8	8	9	9	20		
	0.50	5	9	10	11	15	16	17	18	10	11	11	12	13	13	14	8	8	9	9	9	24		
	0.60	5	9	10	11	15	16	17	18	10	11	12	12	13	13	14	8	8	9	9	9	28		
	0.70	6	10	10	11	15	16	17	18	10	11	12	12	13	13	14	8	8	9	9	10	31		
	0.80	6	10	10	12	15	16	17	18	10	11	12	12	13	14	14	8	8	9	9	10	35		
	0.90	7	10	10	12	15	16	17	18	11	12	12	13	13	14	14	8	9	9	10	10	39		
	1.00	8	10	10	12	15	16	18	19	11	12	12	13	13	14	15	8	9	9	10	10	43		
	1.10	8	10	10	12	16	17	18	19	11	12	12	13	14	14	8	8	9	10	10	10	47		
	1.20	9	10	10	12	16	17	18	19	11	12	13	13	14	15	8	8	9	10	10	11	51		
	1.30	9	10	10	12	16	17	18	19	12	12	13	14	14	15	8	8	10	10	10	11	55		
	1.40	10	10	10	12	16	17	18	20	12	12	13	14	14	15	8	9	10	10	11	11	59		
	1.50	11	10	10	12	16	17	19	20	12	13	13	14	15	15	8	10	10	10	11	11	63		
	1.60	11	10	10	12	16	18	19	20	12	13	13	14	15	16	8	10	10	11	11	11	67		
	1.70	12	10	10	12	17	18	19	20	12	12	13	14	14	15	16	10	10	10	11	11	12	71	
	1.80	12	10	10	12	17	18	19	20	12	12	13	14	15	16	17	10	10	11	11	11	12	75	
	1.90	13	10	10	12	17	18	20	20	12	13	13	14	15	16	17	10	10	11	11	12	12	79	
	2.00	13	10	10	12	17	19	20	20	12	13	14	14	15	16	17	8	10	11	11	11	12	12	83
	2.10	14	10	10	12	17	19	20	20	12	13	14	15	16	16	10	10	11	11	12	12	13	87	
	2.20	14	10	10		18	19	21	21	12	13	14	15	16	17	10	10	11	11	12	12	13	91	
	2.30	15	10			18	19	21	21	13	13	14	15	16	17	10	11	11	12	12	13		94	
2.40																								
		20	24	31	39	47	55	63	71	79	87	94	102	110	118	126	134	142	150	157	in			

	BOOSTER	MAX TURNS
COMPACT		25
SHORT		26
LIGHT (LT)		40
STANDARD		41
STD WITH EASY LINK		41
HEAVY DUTY WITH EASY LINK		38
OUTSIDE PRODUCT SPECS		
OUTSIDE ESW USER EFFORT		

**PARAMETERS:**  
 FABRIC DENSITY: 420gsm  
 FABRIC THICKNESS: 0.55mm  
 WEIGHT BAR: D30 Bottom Rail  
 MIN WIDTH = 458mm [18"]

**Note:** Pretruns + #TURNS MUST BE LESS THAN Max Turns

**500gsm (14.75oz/yd<sup>2</sup>) FABRIC | THICKNESS: 0.90mm (0.035")**

		WIDTH																				
		#TURNS	0.50	0.60	0.80	1.00	1.20	1.40	1.60	1.80	2.00	2.20	2.40	2.60	2.80	3.00	3.20	3.40	3.60	3.80	4.00	
DROP	m	4	10	10	11	15	16	17	10	10	11	12	12	13	7	8	8	9	9	9	10	20
	0.50	5	10	10	11	15	16	17	10	11	11	12	13	13	8	8	8	9	9	9	10	24
	0.60	5	10	10	11	15	16	17	10	11	12	12	13	13	8	8	9	9	9	10	10	28
	0.70	6	10	10	11	16	17	18	10	11	12	12	13	14	8	9	9	9	10	10	10	31
	0.80	6	10	10	11	16	17	18	11	11	12	13	13	14	8	9	9	10	10	10	11	35
	0.90	7	10	10	11	16	17	18	11	12	12	13	14	8	9	9	9	10	10	11	11	39
	1.00	8	10	10	11	16	17	19	11	12	13	13	14	8	9	9	10	10	10	11	11	43
	1.10	8	10	10	11	16	18	11	11	12	13	14	14	9	9	9	10	10	11	11	12	47
	1.20	9	10	10	11	17	18	11	12	12	13	14	15	9	9	10	10	11	11	11	12	51
	1.30	9	10	10	11	17	18	11	12	13	14	14	15	9	10	10	10	11	11	11	12	55
	1.40	10	10	10	12	17	19	11	12	13	14	15	15	9	10	10	11	11	12	12	13	59
	1.50	11	10	10	12	18	19	12	12	13	14	15	9	10	10	11	11	12	12	12	13	63
	1.60	11	10	10	13	18	19	12	13	14	14	15	9	10	10	11	11	12	12	12	14	67
	1.70	12	10	10	13	18	20	12	13	14	15	16	10	10	11	11	12	12	13	13	14	71
	1.80	12	10	11	13	19	20	12	13	14	15	16	10	10	11	11	12	13	13	13	14	75
	1.90	13	10	11		19	21	13	14	15	16	17	10	11	11	12	12	13	13	14	15	79
	2.00	13	10	12		19	21	13	14	15	16	17	10	11	11	12	13	13	14	14	15	83
	2.10	14	10			20	21	13	14	15	16	17	11	11	12	12	13	14	13	14	16	87
	2.20	14	10			20	22	13	14	16	17	18	11	11	12	13	13	14	13	15		91
	2.30	15				20	22	14	15	16	17	18	11	12	12	13	14	14	14			94
2.40					20	22	14	15	16	17	18	11	12	12	13	14	14	14			94	
		20	24	31	39	47	55	63	71	79	87	94	102	110	118	126	134	142	150	157	in	

**BOOSTER**

**MAX TURNS**

**PARAMETERS:**

**COMPACT**

**LIGHT (LT)**

**STANDARD**

**STD WITH INFINITE LINK**

**HD WITH INFINITE LINK**

**OUTSIDE PRODUCT SPECS**

**OUTSIDE ESW USER EFFORT**



FABRIC DENSITY: 500gsm

FABRIC THICKNESS: 0.90mm

WEIGHT BAR: D30 Bottom Rail

MIN WIDTH = 458mm [18"]

**Note:** Pretruns + #TURNS MUST BE LESS THAN Max Turns

SECTION 3 | S45 STD TUBE

180gsm (5.31oz/yd<sup>2</sup>) FABRIC | THICKNESS: 0.40mm (0.016")

		WIDTH																				
		#TURNS	0.50	0.60	0.80	1.00	1.20	1.40	1.60	1.80	2.00	2.20	2.40	2.60	2.80	3.00	3.20	3.40	3.60	3.80	4.00	
DROP	m	4	9	10	10	14	15	16	17	18	19	20	21	22	23	24	24	25	26	27	16	20
	0.50	5	9	10	10	15	15	16	17	18	19	20	21	22	23	24	25	26	26	27	16	24
	0.60	5	9	10	11	15	16	16	17	18	19	20	21	22	23	24	25	26	27	28	16	28
	0.70	6	9	10	11	15	16	16	17	18	19	20	21	22	23	24	25	26	27	28	16	31
	0.80	6	9	10	11	15	16	17	18	18	19	20	21	22	23	24	25	26	27	28	16	35
	0.90	7	10	10	11	15	16	17	18	19	19	20	21	22	24	25	26	27	27	28	16	39
	1.00	8	10	10	11	15	16	17	18	19	20	21	21	23	24	25	26	27	28	16	16	43
	1.10	8	10	10	11	15	16	17	18	19	20	21	22	23	24	25	26	27	28	16	16	47
	1.20	9	10	10	11	15	16	17	18	19	20	21	22	23	24	25	26	27	28	16	17	51
	1.30	9	10	10	11	15	16	17	18	19	20	21	22	23	24	25	27	28	29	16	17	55
	1.40	10	10	10	11	15	16	17	18	19	20	21	22	24	25	26	27	28	29	16	17	59
	1.50	11	10	10	11	15	16	17	18	19	20	21	23	24	25	26	27	28	29	16	17	63
	1.60	11	10	10	11	15	16	17	18	19	20	21	23	24	25	26	27	28	29	16	17	67
	1.70	12	10	10	11	15	16	17	18	19	20	21	23	24	25	26	27	28	16	16	17	71
	1.80	12	10	10	11	15	16	17	18	19	20	21	23	24	25	26	28	15	16	17	17	75
	1.90	12	10	10	11	15	16	17	18	19	20	21	23	25	26	27	15	15	16	17	17	79
	2.00	13	10	10	11	15	16	17	18	19	20	21	24	25	26	14	15	16	16	17	17	83
	2.10	13	10	10	11	15	16	17	18	19	21	22	24	25	26	14	15	16	16	17	17	87
	2.20	14	10	10		15	16	17	18	20	21	23	24	25	14	15	15	16	16	17	18	91
	2.30	14	10	10		15	16	17	19	20	21	23	24	13	14	15	15	16	16	17	19	94
2.40	15				15	16	18	19	20	21	23	24	13	14	15	15	16	17	17	19		
		20	24	31	39	47	55	63	71	79	87	94	102	110	118	126	134	142	150	157	in	

BOOSTER	MAX TURNS
COMPACT	25
LIGHT (LT)	40
STANDARD	41
LIGHT WITH EASY LINK	40
STANDARD WITH EASY LINK	41
OUTSIDE PRODUCT SPECS	

**PARAMETERS:**  
 FABRIC DENSITY: 180gsm  
 FABRIC THICKNESS: 0.40mm  
 WEIGHT BAR: D30 Bottom Rail  
 MIN WIDTH = 458mm [18"]

**Note:** Pretruns + #TURNS MUST BE LESS THAN Max Turns

**320gsm (9.44oz/yd<sup>2</sup>) FABRIC | THICKNESS: 0.55mm (0.022")**

		WIDTH																				
		#TURNS	0.50	0.60	0.80	1.00	1.20	1.40	1.60	1.80	2.00	2.20	2.40	2.60	2.80	3.00	3.20	3.40	3.60	3.80	4.00	
DROP	m																					
	0.50	4	9	10	11	15	15	16	17	18	19	20	12	12	13	13	14	15	15	16	16	20
	0.60	5	9	10	11	15	16	17	18	19	20	20	12	12	13	14	14	15	15	16	16	24
	0.70	5	10	10	11	15	16	17	18	19	20	21	12	13	13	14	14	15	15	16	17	28
	0.80	6	10	10	12	15	16	17	18	19	20	21	12	13	13	14	15	15	16	16	17	31
	0.90	6	10	10	12	15	16	17	18	19	20	21	12	13	14	14	15	15	16	16	17	35
	1.00	7	10	10	12	15	16	17	18	19	20	21	12	13	14	14	15	16	16	17	10	39
	1.10	8	10	10	12	15	16	17	19	20	21	22	12	13	14	15	15	16	16	17	10	43
	1.20	8	10	10	12	15	16	18	19	20	21	12	12	14	14	15	15	16	17	17	10	47
	1.30	9	10	10	12	15	16	18	19	20	21	12	13	14	14	15	16	16	17	18	10	51
	1.40	9	10	10	12	15	16	18	19	20	21	12	13	14	15	15	16	17	17	18	10	55
	1.50	10	10	10	12	15	17	18	19	21	22	12	14	14	15	16	16	17	17	18	10	59
	1.60	11	10	10	12	15	17	18	20	21	22	12	14	14	15	16	16	17	18	10	10	63
	1.70	11	10	10	12	15	17	19	20	21	22	13	14	15	15	16	17	17	18	10	11	67
	1.80	12	10	10	12	15	18	19	20	21	23	13	14	15	16	16	17	18	18	10	11	71
	1.90	12	10	10	12	15	18	19	20	22	23	14	14	15	16	17	17	18	19	10	12	75
	2.00	13	10	10	12	16	18	19	21	22	23	14	15	15	16	17	18	18	19	11	12	79
	2.10	13	10	10	12	17	18	20	21	22	24	14	15	16	16	17	18	19	19	12	12	83
	2.20	14	10	10	12	17	18	20	21	23	24	14	15	16	17	17	18	19	20	12	12	87
	2.30	14	10	10		17	19	20	21	23	24	14	15	16	17	18	18	19	20	12	12	91
2.40	15	10			17	19	20	22	23	14	15	15	16	17	18	19	20	12	12	13	94	
		20	24	31	39	47	55	63	71	79	87	94	102	110	118	126	134	142	150	157	in	

BOOSTER	MAX TURNS
COMPACT	25
SHORT	26
LIGHT (LT)	40
STANDARD	41
STD WITH EASY LINK	41
HEAVY DUTY WITH EASY LINK	38
OUTSIDE PRODUCT SPECS	
OUTSIDE ESW USER EFFORT	

**PARAMETERS:**  
 FABRIC DENSITY: 320gsm  
 FABRIC THICKNESS: 0.55mm  
 WEIGHT BAR: D30 Bottom Rail  
 MIN WIDTH = 458mm [18"]

**Note:** Pretruns + #TURNS MUST BE LESS THAN Max Turns

**420gsm (12.39oz/yd<sup>2</sup>) FABRIC | THICKNESS: 0.55mm (0.022")**

		WIDTH																				
		#TURNS	0.50	0.60	0.80	1.00	1.20	1.40	1.60	1.80	2.00	2.20	2.40	2.60	2.80	3.00	3.20	3.40	3.60	3.80	4.00	
DROP	m																					
	0.50	4	9	10	11	15	16	17	17	10	11	11	12	12	13	14	8	8	9	9	9	20
	0.60	5	9	10	11	15	16	17	18	10	11	12	12	13	13	14	8	8	9	9	9	24
	0.70	5	9	10	11	15	16	17	18	10	11	12	12	13	13	8	8	8	9	9	10	28
	0.80	6	9	10	12	15	16	17	18	10	11	12	12	13	14	8	8	8	9	9	10	31
	0.90	6	10	10	12	15	16	17	18	11	11	12	13	13	14	8	8	9	9	10	10	35
	1.00	7	10	10	12	15	16	17	18	11	12	12	13	13	14	8	8	9	9	10	10	39
	1.10	8	10	10	12	15	17	18	19	11	12	12	13	14	14	8	8	9	10	10	10	43
	1.20	8	10	10	12	16	17	18	10	11	12	13	13	14	14	8	8	9	10	10	10	47
	1.30	9	10	10	12	16	17	18	10	11	12	13	13	14	15	8	9	9	10	10	11	51
	1.40	9	10	10	12	16	17	18	10	12	12	13	14	14	15	8	9	10	10	10	11	55
	1.50	10	10	10	12	16	17	19	10	12	12	13	14	14	8	8	9	10	10	11	11	59
	1.60	11	10	10	12	16	17	19	10	12	13	13	14	15	8	8	10	10	10	11	11	63
	1.70	11	10	10	12	16	18	19	11	12	13	14	14	15	8	9	10	10	11	11	11	67
	1.80	12	10	10	12	17	18	19	12	12	13	14	15	15	8	10	10	10	11	11	12	71
	1.90	12	10	10	12	17	18	19	12	12	13	14	15	16	8	10	10	11	11	11	12	75
	2.00	13	10	10	12	17	18	20	12	13	13	14	15	16	9	10	10	11	11	12	12	79
	2.10	13	10	10	12	17	19	20	12	13	14	14	15	16	10	10	11	11	11	12		83
	2.20	14	10	10	12	17	19	20	12	13	14	15	16	16	10	10	11	11	12			87
	2.30	14	10	10		18	19	21	12	13	14	15	16	17	10	11	11	11	12			91
2.40	15				18	19	21	13	13	14	15	16	17	10	11	11	12				94	
		20	24	31	39	47	55	63	71	79	87	94	102	110	118	126	134	142	150	157	in	

BOOSTER	MAX TURNS
COMPACT	25
SHORT	26
LIGHT (LT)	40
STANDARD	41
STD WITH EASY LINK	41
HEAVY DUTY WITH EASY LINK	38
OUTSIDE PRODUCT SPECS	
OUTSIDE ESW USER EFFORT	

**PARAMETERS:**  
 FABRIC DENSITY: 420gsm  
 FABRIC THICKNESS: 0.55mm  
 WEIGHT BAR: D30 Bottom Rail  
 MIN WIDTH = 458mm [18"]

**Note:** Pretruns + #TURNS MUST BE LESS THAN Max Turns



**500gsm (14.75oz/yd<sup>2</sup>) FABRIC | THICKNESS: 0.90mm (0.035")**

		WIDTH																					
		#TURNS	0.50	0.60	0.80	1.00	1.20	1.40	1.60	1.80	2.00	2.20	2.40	2.60	2.80	3.00	3.20	3.40	3.60	3.80	4.00		
D R O P	m																						
	0.50	4	10	10	11	15	16	17	10	11	11	12	12	7	8	8	8	9	9	9	9	10	20
	0.60	5	10	10	11	15	16	17	10	11	11	12	13	7	8	8	9	9	9	10	10	10	24
	0.70	5	10	10	11	15	16	18	10	11	12	12	13	7	8	8	9	9	9	10	10	10	28
	0.80	6	10	10	11	16	17	18	11	11	12	13	13	7	8	9	9	9	10	10	10	10	31
	0.90	6	10	10	11	16	17	10	11	12	12	13	13	8	8	9	9	10	10	10	10	11	35
	1.00	7	10	10	11	16	17	10	11	12	12	13	14	8	9	9	9	10	10	11	11	11	39
	1.10	8	10	10	11	16	18	11	11	12	13	13	7	8	9	9	10	10	10	11	11	12	43
	1.20	8	10	10	11	17	18	11	11	12	13	14	7	9	9	10	10	10	11	11	11	12	47
	1.30	9	10	10	11	17	18	11	12	12	13	14	8	9	9	10	10	11	11	12			51
	1.40	9	10	10	12	17	18	11	12	13	14	14	9	9	10	10	10	11	11	12			55
	1.50	10	10	10	12	17	19	11	12	13	14	15	9	9	10	10	11	11	12	12			59
	1.60	11	10	10	12	18	19	12	12	13	14	15	9	10	10	11	11	12	12	13			63
	1.70	11	10	10	13	18	20	12	13	14	15	15	9	10	10	11	11	12	12	13			67
	1.80	12	10	10	13	18	20	12	13	14	15	16	10	10	11	11	12	12	12				71
	1.90	12	10	12	13	19	20	12	13	14	15	9	10	10	11	11	12	13	13				75
	2.00	13	10	12	13	19	21	13	14	15	16	9	10	11	11	12	12	13	13				79
	2.10	13	10	12		19	21	13	14	15	16	10	10	11	11	12	13	13	13				83
	2.20	14	11	12		20	21	13	14	15	16	10	11	11	12	12	13	14	14				87
	2.30	14	11			20	12	13	14	16	17	10	11	11	12	13	13	14	14				91
2.40	15				20	13	14	15	16	17	10	11	12	12	13	14	13					94	
			20	24	31	39	47	55	63	71	79	87	94	102	110	118	126	134	142	150	157	in	

**BOOSTER**

**MAX TURNS**

**PARAMETERS:**

COMPACT

LIGHT (LT)

STANDARD

HEAVY DUTY

HEAVY DUTY WITH EASY LINK

OUTSIDE PRODUCT SPECS

OUTSIDE ESW USER EFFORT

25

40

41

38

38

FABRIC DENSITY: 500gsm

FABRIC THICKNESS: 0.90mm

WEIGHT BAR: D30 Bottom Rail

MIN WIDTH = 458mm [18"]

**Note:** Pretruns + #TURNS MUST BE LESS THAN Max Turns

SECTION 3 | S45 HD TUBE

180gsm (5.31oz/yd<sup>2</sup>) FABRIC | THICKNESS: 0.40mm (0.016")

		WIDTH																				
		#TURNS	0.50	0.60	0.80	1.00	1.20	1.40	1.60	1.80	2.00	2.20	2.40	2.60	2.80	3.00	3.20	3.40	3.60	3.80	4.00	
DROP	m	4	10	10	11	15	16	17	18	19	20	21	22	23	24	25	14	15	16	16	17	20
	0.50	5	10	10	11	15	16	17	18	19	20	21	22	23	24	25	15	15	16	16	17	24
	0.60	5	10	10	11	15	16	17	18	19	20	21	22	23	24	25	15	15	16	16	17	28
	0.70	6	10	10	11	15	16	17	18	19	20	21	22	23	24	25	15	15	16	16	17	31
	0.80	6	10	10	11	15	16	17	18	19	20	21	22	24	25	26	15	15	16	17	17	35
	0.90	7	10	10	11	15	16	17	18	19	20	22	23	24	25	26	15	15	16	17	17	39
	1.00	8	10	10	11	15	16	17	18	19	20	22	23	24	25	26	15	16	16	17	18	43
	1.10	8	10	10	11	15	16	17	18	19	20	22	23	24	25	26	15	16	16	17	18	47
	1.20	9	10	10	11	15	16	17	18	20	21	22	23	24	25	15	15	16	16	17	18	51
	1.30	9	10	10	11	15	16	17	19	20	21	22	23	24	26	15	15	16	16	17	18	55
	1.40	10	10	10	11	15	16	18	19	20	21	22	23	25	26	15	15	16	16	18	18	59
	1.50	11	10	10	11	15	17	18	19	20	21	23	24	25	26	15	15	16	17	18	18	63
	1.60	11	10	10	11	15	17	18	19	20	22	23	24	25	26	15	15	16	17	18	19	67
	1.70	12	10	10	11	16	17	18	19	20	22	23	24	25	26	15	16	16	17	18	19	71
	1.80	12	10	10	11	16	17	18	19	20	22	23	24	25	27	15	16	16	18	18	19	75
	1.90	13	10	10	11	16	17	18	19	20	22	23	24	26	27	15	16	16	18	18	19	79
	2.00	13	10	10	11	16	17	18	19	20	22	23	25	26	27	15	16	17	18	19	19	83
	2.10	14	10	10		16	17	18	19	20	22	24	25	26	15	15	16	17	18	19	20	87
	2.20	14	10	10		16	17	18	19	21	23	24	25	26	15	15	16	18	18	19	20	91
	2.30	15	10	10		16	17	18	19	21	23	24	25	14	15	15	16	18	18	19	20	94
2.40		20	24	31	39	47	55	63	71	79	87	94	102	110	118	126	134	142	150	157	in	

BOOSTER	MAX TURNS
COMPACT	25
LIGHT (LT)	40
STANDARD	41
STD WITH EASY LINK	41
OUTSIDE PRODUCT SPECS	

**PARAMETERS:**  
 FABRIC DENSITY: 180gsm  
 FABRIC THICKNESS: 0.40mm  
 WEIGHT BAR: D30 Bottom Rail  
 MIN WIDTH = 458mm [18"]

Note: Pretruns + #TURNS MUST BE LESS THAN Max Turns

**320gsm (9.44oz/yd<sup>2</sup>) FABRIC | THICKNESS: 0.55mm (0.022")**

		WIDTH																				
		#TURNS	0.50	0.60	0.80	1.00	1.20	1.40	1.60	1.80	2.00	2.20	2.40	2.60	2.80	3.00	3.20	3.40	3.60		3.80	4.00
<b>DROP</b>	m																					
	0.50	4	10	10	12	15	16	17	18	19	11	12	12	13	14	14	15	9	9	9	10	20
	0.60	5	10	10	12	15	16	17	18	19	11	12	13	13	14	14	15	9	9	9	10	24
	0.70	5	10	10	12	15	16	17	18	19	11	12	13	13	14	15	15	9	9	9	10	28
	0.80	6	10	10	12	15	16	18	19	20	11	12	13	13	14	15	15	9	9	10	10	31
	0.90	6	10	10	12	15	17	18	19	20	12	12	13	14	14	15	9	9	9	10	10	35
	1.00	7	10	10	12	15	17	18	19	20	12	13	13	14	14	15	9	9	9	10	10	39
	1.10	8	10	10	12	15	17	18	19	20	12	13	13	14	15	15	9	9	9	10	11	43
	1.20	8	10	10	12	15	17	18	19	20	12	13	13	14	15	15	9	9	10	10	11	47
	1.30	9	10	10	12	16	17	18	20	11	12	13	14	14	15	16	9	9	10	10	11	51
	1.40	9	10	10	12	16	17	18	20	11	12	13	14	14	15	16	9	9	10	11		55
	1.50	10	10	10	12	16	17	19	20	11	13	13	14	15	15	16	9	9	10	11		59
	1.60	11	10	10	12	16	18	19	20	11	13	13	14	15	16	16	9	10	11			63
	1.70	11	10	10	12	16	18	19	20	12	13	14	14	15	16	17	9	10	11			67
	1.80	12	10	10	12	17	18	19	21	12	13	14	15	15	16	17	9	10				71
	1.90	12	10	10	12	17	18	19	21	12	13	14	15	15	16	17	9	10	11			75
	2.00	13	10	10	12	17	18	20	21	13	13	14	15	16	16	17	9	10				79
2.10	13	10	10	12	17	18	20	21	13	14	14	15	16	17	17	9	10				83	
2.20	14	10	10	12	17	19	20	22	13	14	15	15	16	17	17	9					87	
2.30	14	10	10	12	17	19	20	22	13	14	15	16	16	17	17	9					91	
2.40	15	10	11		18	19	21	22	13	14	15	16	17	17	17	10					94	
		20	24	31	39	47	55	63	71	79	87	94	102	110	118	126	134	142	150	157	in	

<b>BOOSTER</b>	<b>MAX TURNS</b>
COMPACT	25
SHORT	26
LIGHT (LT)	40
STANDARD	41
STD WITH EASY LINK	41
OUTSIDE PRODUCT SPECS	
OUTSIDE ESW USER EFFORT	

**PARAMETERS:**  
 FABRIC DENSITY: 320gsm  
 FABRIC THICKNESS: 0.55mm  
 WEIGHT BAR: D30 Bottom Rail  
 MIN WIDTH = 458mm [18"]

**Note:** Pretruns + #TURNS MUST BE LESS THAN Max Turns

**420gsm (12.39oz/yd<sup>2</sup>) FABRIC | THICKNESS: 0.55mm (0.022")**

		WIDTH																				
		#TURNS	0.50	0.60	0.80	1.00	1.20	1.40	1.60	1.80	2.00	2.20	2.40	2.60	2.80	3.00	3.20	3.40	3.60	3.80	4.00	
D R O P	m	4	10	10	12	15	16	10	10	11	11	12	12	7	8	8	8	9	9	9	10	20
	0.50	5	10	10	12	15	16	10	10	11	11	12	13	7	8	8	9	9	9	10	11	24
	0.60	5	10	10	12	15	16	10	10	11	12	12	7	8	8	8	9	9	9	10	11	28
	0.70	6	10	10	12	15	17	10	10	11	12	12	7	8	8	8	9	9	9	11	11	31
	0.80	6	10	10	12	16	17	10	11	11	12	12	7	8	8	9	9	9	10	11	11	35
	0.90	7	10	10	12	16	17	10	11	11	12	13	7	8	8	9	9	9	10	11	12	39
	1.00	8	10	10	12	16	17	10	11	11	12	13	7	8	8	9	9	10	10	11	12	43
	1.10	8	10	10	12	16	17	10	11	12	12	13	7	8	9	9	9	10	10	11		47
	1.20	9	10	10	12	16	17	10	11	12	12	13	7	8	9	9	9	10	10			51
	1.30	9	10	10	12	16	17	10	11	12	12	13	7	8	9	9	9	10	10			55
	1.40	10	10	10	12	16	18	11	11	12	13	14	8	9	9	9	10	10				59
	1.50	11	10	10	12	17	18	11	11	12	13	14	8	9	9	10	10					63
	1.60	11	10	10	12	17	18	11	12	12	13	14	8	9	9	10	10					67
	1.70	12	10	10	13	17	18	11	12	13	13	14	8	9	9	10	10					71
	1.80	12	10	10	13	17	18	11	12	13	14	14	9	9	10	10						75
	1.90	13	10	10	13	17	19	11	12	13	14	15	9	9	10	10						79
2.00	13	10	10	13	17	19	11	12	13	14	7	9	9	10							83	
2.10	14	10	10		18	19	12	12	13	14	7	9	10	10							87	
2.20	14	10	10		18	19	12	13	13	14	7	9	10								91	
2.30	15	10	11		18	11	12	13	14	15	9	9	10								94	
2.40																						
		20	24	31	39	47	55	63	71	79	87	94	102	110	118	126	134	142	150	157	in	

**BOOSTER**

**COMPACT**

**SHORT**

**LIGHT (LT)**

**STANDARD**

**HEAVY DUTY**

**HD WITH EASY LINK**

**OUTSIDE PRODUCT SPECS**

**OUTSIDE ESW USER EFFORT**

**MAX TURNS**

**25**

**26**

**40**

**41**

**38**

**38**

**PARAMETERS:**

*FABRIC DENSITY: 420gsm*

*FABRIC THICKNESS: 0.55mm*

*WEIGHT BAR: D30 Bottom Rail*

*MIN WIDTH = 458mm [18"]*

**Note:** Preturns + #TURNS MUST BE LESS THAN Max Turns

**500gsm (14.75oz/yd<sup>2</sup>) FABRIC | THICKNESS: 0.90mm (0.035")**

		WIDTH																				
		#TURNS	0.50	0.60	0.80	1.00	1.20	1.40	1.60	1.80	2.00	2.20	2.40	2.60	2.80	3.00	3.20	3.40	3.60	3.80	4.00	
DROP	m																					
	0.50	4	10	10	11	15	9	10	10	11	12	7	7	8	8	8	9	10	10	11	11	20
	0.60	5	10	10	11	16	9	10	11	11	12	7	7	8	8	9	9	10	10	11	12	24
	0.70	5	10	10	11	16	9	10	11	11	12	7	7	8	8	9	9	10	11	11	12	28
	0.80	6	10	10	11	16	9	10	11	12	12	7	8	8	9	9	9	10	11	12	13	31
	0.90	6	10	10	11	16	9	10	11	12	7	7	8	8	9	9	10	11	12	12	13	35
	1.00	7	10	10	11	16	10	11	11	12	7	8	8	9	9	9	10	11	12	13	14	39
	1.10	8	10	10	12	17	10	11	12	12	7	8	8	9	9	10	11	11	12	13	14	43
	1.20	8	10	10	12	17	10	11	12	13	7	8	8	9	9	10	11	12	13	14	15	47
	1.30	9	10	10	12	17	10	11	12	13	8	8	9	9	10	10	11	12	13	14	15	51
	1.40	9	10	10	12	17	11	11	12	13	8	8	9	9	10	10	11	13	14	15	16	55
	1.50	10	10	11	12	18	11	12	12	13	8	9	9	10	10	11	12	13	14	15	16	59
	1.60	11	10	11	13	18	11	12	13	14	8	9	9	10	10	11	12	13	14	16		63
	1.70	11	10	11	13	18	11	12	13	14	8	9	9	10	11	11	12	14	15			67
	1.80	12	10	12	13	18	11	12	13	14	9	9	10	10	11	12	13	14				71
	1.90	12	10	12	13	19	11	12	13	14	9	9	10	10	11	12	13					75
	2.00	13	10	12	13	19	12	13	14	8	9	10	10	11	11	12	14					79
	2.10	13	11	12	13	11	12	13	14	9	9	10	10	11	12	12						83
	2.20	14	11	12		11	12	13	14	9	9	10	11	11	12							87
	2.30	14	12	12		11	12	13	15	9	10	10	11	12	12							91
2.40	15	12			11	13	14	15	9	10	10	11	12								94	
			20	24	31	39	47	55	63	71	79	87	94	102	110	118	126	134	142	150	157	in

BOOSTER	MAX TURNS
COMPACT	25
LIGHT (LT)	40
STANDARD	41
HEAVY DUTY	38
HEAVY DUTY WITH EASY LINK	38
OUTSIDE PRODUCT SPECS	
OUTSIDE ESW USER EFFORT	

**PARAMETERS:**  
 FABRIC DENSITY: 500gsm  
 FABRIC THICKNESS: 0.90mm  
 WEIGHT BAR: D30 Bottom Rail  
 MIN WIDTH = 458mm [18"]

**Note:** Pretruns + #TURNS MUST BE LESS THAN Max Turns