

z-LOCK SKYLIGHT | Box 85 / 100

The z-LOCK Skylight systems provide an enhanced light blackout solution for horizontal or sloped window applications. Best suited for small to medium sized applications in residential or commercial buildings, the z-LOCK skylights ensure an optimum energy efficient solution. The side fastening channels ensure perfect fabric tensioning at all times.

AESTHETICAL FEATURES

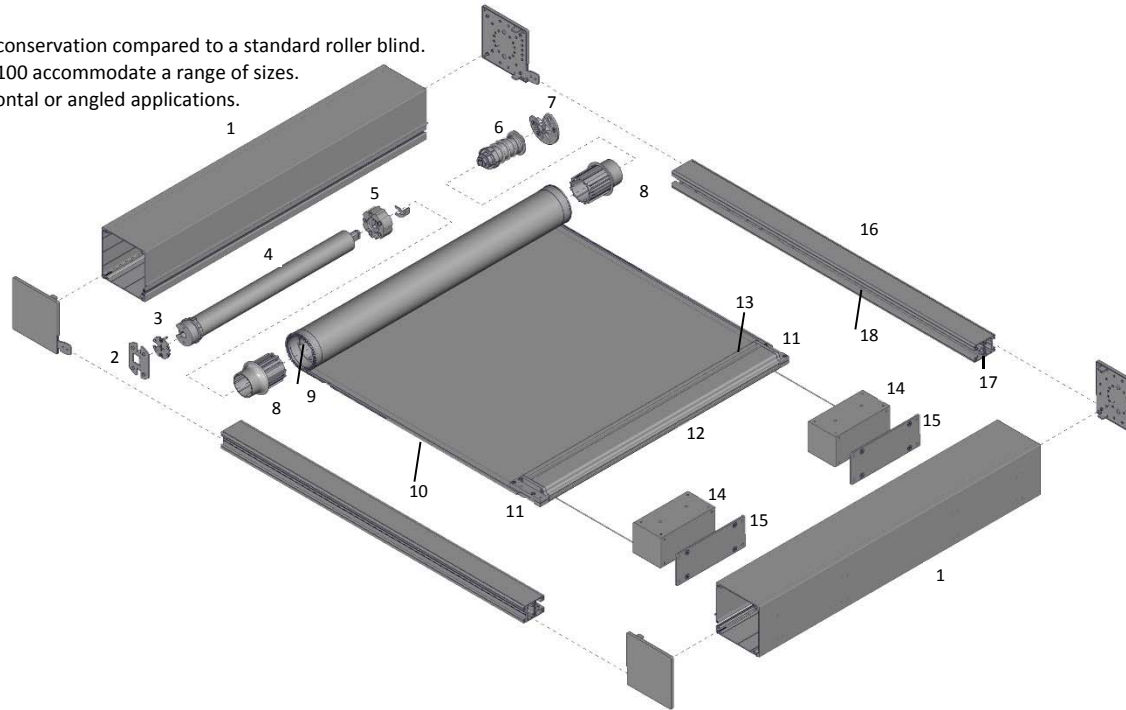
- Contemporary square architectural design.
- Custom colour matching achievable.

PRODUCTION / ASSEMBLY FEATURES

- Removable front and back covers for ease of maintenance and assembly.
- Zip reducers designed to accommodate zip build up preventing fabric ripples.

FUNCTIONAL BENEFITS

- Further enhances energy conservation compared to a standard roller blind.
- Cassette options of 85 or 100 accommodate a range of sizes.
- Versatile system for horizontal or angled applications.
- Side fabric fastening.



SYSTEM INDEX

1.	Box 85 / 100 Top, Back, Cover, End Plates & End Plate Covers.
2.	M40 H/D Motor Adapter Plate set + screws S45 SB11-0704-025400
3.	M40 H/D Universal Disc Adapter S45 RB40-1402-050400
4.	AUTOMATE S45 - Elec. Limit Motor 6Nm28rpm RB24-4501-06900#
5.	M50 Drive Wheel · S60 RB56-0105-050502
6.	z-LOCK Bearing Idler Adapter + Screws · S45 SB11-0810-050045
7.	z-LOCK Bearing Idler Adaptor SB11-0810-050045
8.	S45 ZIP Tube Reducer SB11-0813-050#60
9.	S60 60STD Aluminium Tube · O.D 60.0mm RB91-0260-000580
10.	ZIP No. 4 GAUGE SH91-0106-xxxLLL
11.	HD Hem Bar - End Cap & Screws SB06-1330-xxx001
12.	HD HEM Bar S06-1303-xxx580
13.	Weight Bar COVER SB06-1320-xxx580
14.	Conston 75 with 3000mm cord SB91-75##-025300
15.	Conston Backing Plate SB91-7500-025902
16.	z-LOCK Standard Side Guide 33x48mm SB04-1501-xxx580
17.	z-LOCK Inner Rail SB05-033#-050580
18.	z-LOCK Side Guide - F Rail Cover SB05-03#2-xxx580

xxx = colour ### = size LLL = length

SYSTEM OPTION

SPRING - MOTOR

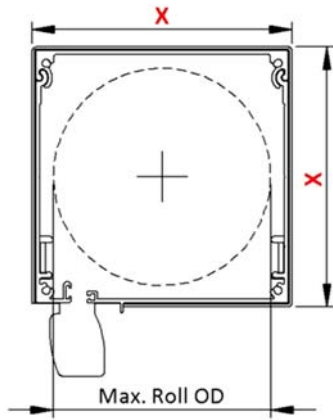


COLOUR RANGE



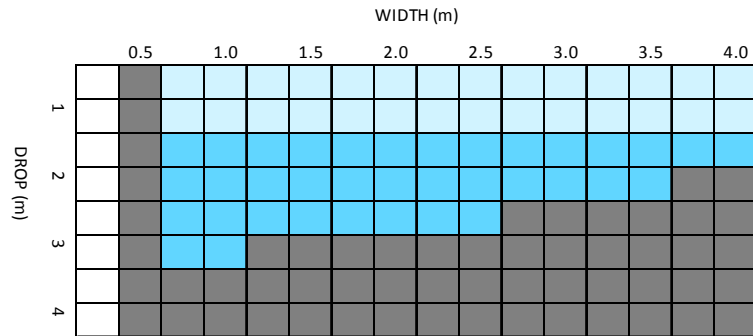
SPECIFICATIONS

MAX ROLL



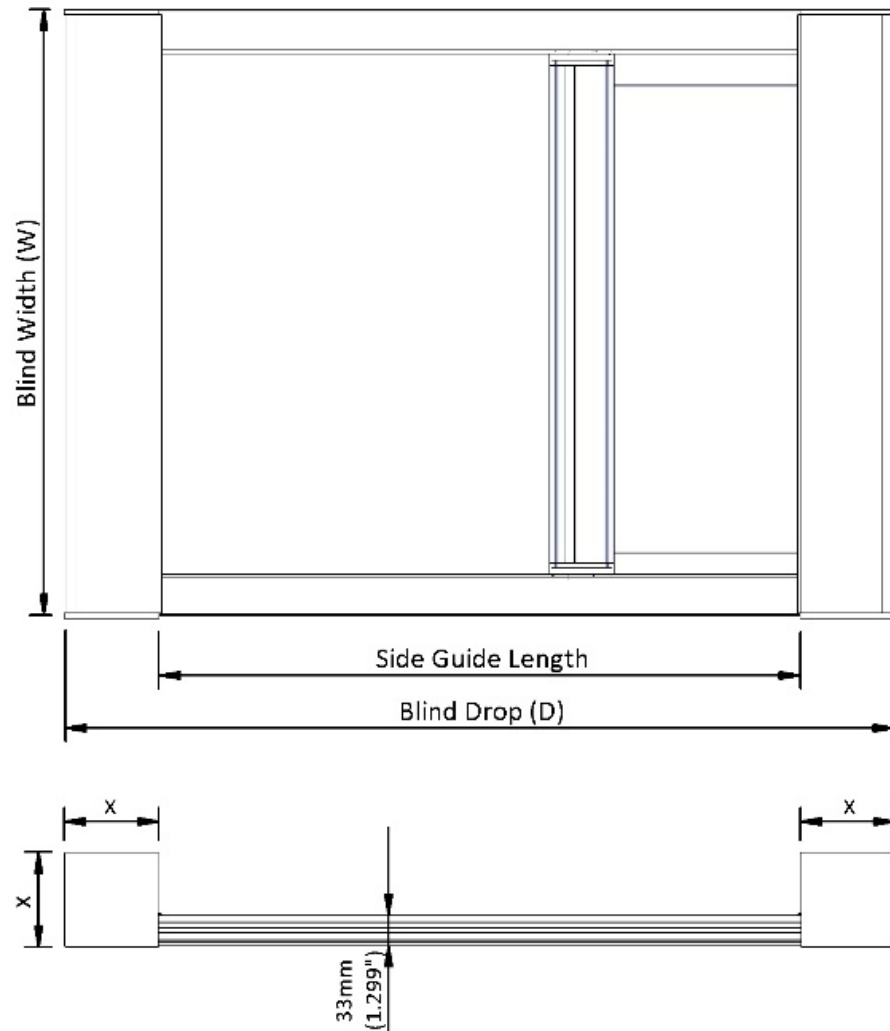
Box	X	Max. Roll OD	Max. Drop
85mm	88mm	72mm	1200mm
100mm	103mm	86mm	3000mm

SYSTEM CAPACITY



LEGEND	DESCRIPTION
Light Blue	BOX 85 CAPACITY
Medium Blue	BOX 100 CAPACITY
Grey	N/A

DEDUCTION



*Refer to Product Specifications Manual for further details