

# CHAINS & CHILD SAFETY

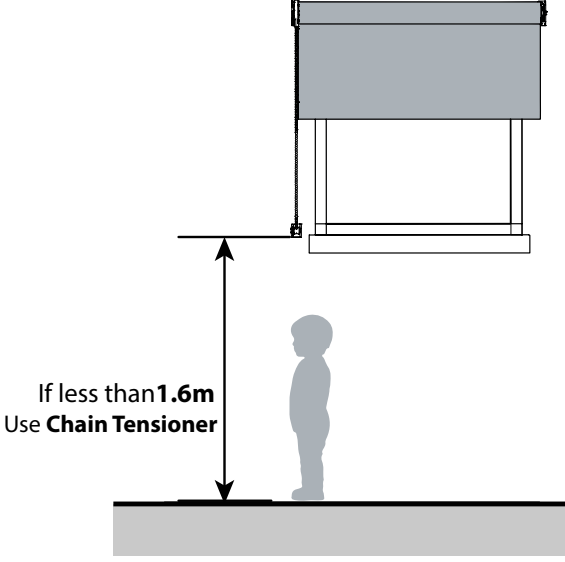
It's easy to overlook potential hazards for children, especially when their natural curiosity can lead them to explore every crevice and corner of a home. At Rollease Acmeda, child safety is important to us, so we offer a variety of solutions to ensure every home and family is safe from hazards, loose hanging cords or chains.

The current requirements set by the Competition and Consumer (Corded Internal Window Coverings) Safety Standard 2014 states that a corded internal window covering 'must be installed in such a way that a loose cord cannot form a loop 220mm or longer at less than 1,600mm above floor level.'

Our range of products offer an innovative suite of child safe solutions that easily comply with these regulations without compromising functionality or design of window furnishings.

INSTALLATION HEIGHT

CHAIN TENSIONER MUST BE USED IF THE CHAIN IS LESS THAN 1.6m ABOVE THE FLOOR



ACCC INSTALLATION REQUIREMENTS:

(1) A corded internal window covering must be installed: (a) in such a way that a loose cord cannot form a loop 220 mm or longer at less than 1,600 mm above floor level; and (b) using any components specified in the installation instructions as necessary to meet requirements for cord safety.

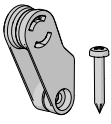
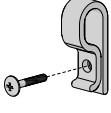
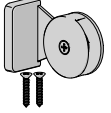

(2) A corded internal window covering must also be installed in accordance with: (a) the installation instructions on any retail packaging for the covering; and (b) other information provided in the installation instructions about how to install the corded internal window covering for the purpose of ensuring that a loose cord cannot form a loop as described in paragraph (1) (a).

(3) No part of a cord guide may be installed lower than 1,600 mm above floor level unless: (a) the cord guide will remain firmly attached to a wall or other structure specified in the installation instructions when subjected to a tension force of 70 N applied in any direction for 10 seconds; and (b) the cord is sufficiently secured or tensioned to prevent the formation of a loop 220 mm or longer.

(4) A cleat used to secure a cord must be installed at least 1,600mm above floor level.

LABELLING REQUIREMENTS:

(1) A person installing a corded internal window covering must: (a) attach a label to the corded window covering containing the name and contact details of the person or company responsible for the installation; and (b) ensure that any warning label or swing tag supplied with the corded internal window covering remains attached to the cord.

WEB PAGE LINK		FIXING			COLOURS			
		Face Fix	Recess Fix	Floor Fix	000/001 - clear	050 - black	069 - white	338 - silver grey
UNIVERSAL		✓	✓		✓	✓	✓	
HOOK		✓	✓		✓			
CHAIN TENSIONER		✓		✓		✓	✓	✓
			✓			✓	✓	✓

HANG TAG

