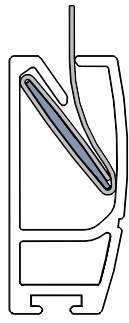


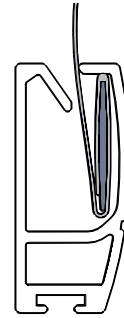
ATTACHING FABRIC WITH FLAT SPLINE TO BOTTOM RAIL

The below illustrates how to correctly wrap fabric onto spline and insert into our most popular bottom rails.

D30 BOTTOM RAIL



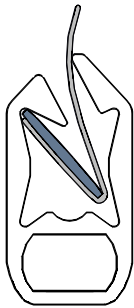
SOFT FABRICS



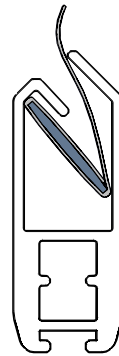
RIGID FABRICS

NOTE: Fabric for D30 bottom rail must have one complete wrap on 15mm flat spline and secured with both adhesive tape and staples.

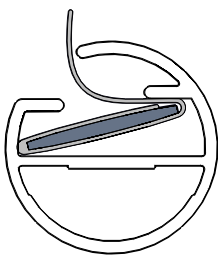
FLAT BOTTOM RAIL



F4115 HEAVY DUTY FLAT BOTTOM RAIL



ROUND BOTTOM RAIL



OVAL BOTTOM RAIL

