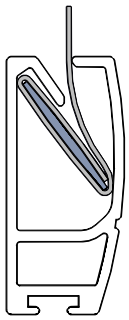


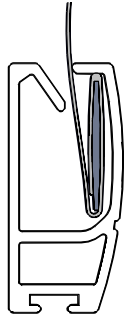
ATTACHING FABRIC WITH FLAT SPLINE TO BOTTOM RAIL

The below illustrates how to correctly wrap fabric onto spline and insert into our most popular bottom rails.

D30 BOTTOM RAIL



SOFT FABRICS

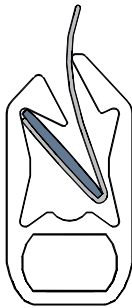


RIGID FABRICS


OVAL BOTTOM RAIL



FLAT BOTTOM RAIL



F4115 HEAVY DUTY FLAT BOTTOM RAIL



ROUND BOTTOM RAIL

