

# AUTOMATE | Li-ion Q2.0


Part #: MTDCBRFQ28-2.0

Description: DC Tubular motor with in-built Lithium-ion rechargeable battery.

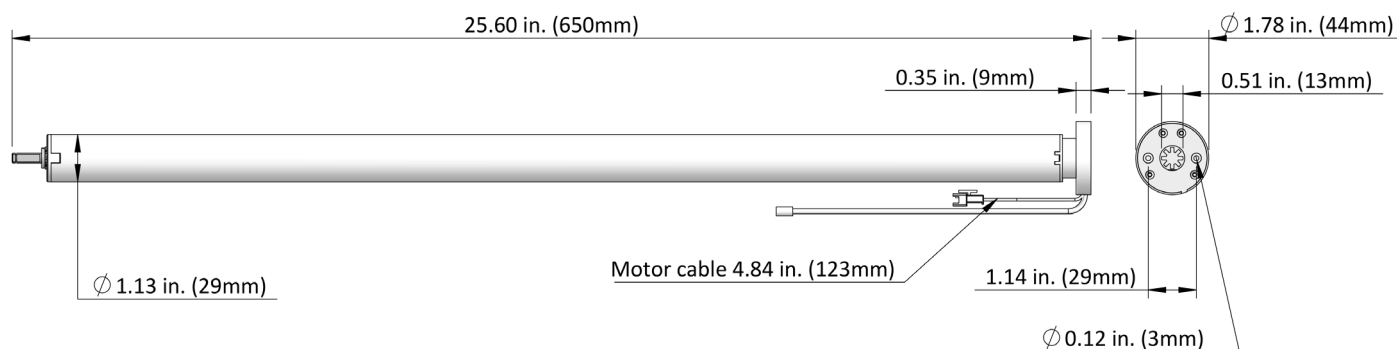
## FEATURES

- Levelling control
- Simple limit setting and adjustment
- Favourite position
- 3 operational speed settings available
- 2 way RF communication
- Rechargeable built in Li-ion battery
- Optional Solar powered charger
- New ARC protocol for simple programming

## TECHNOLOGIES



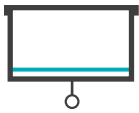
## DIMENSIONS



## SPECIFICATIONS

<b>Voltage</b>	12	<b>IP Rating</b>	IP44
<b>Torque</b>	2Nm	<b>Limit Switch Type</b>	Electronic
<b>Max Run Time</b>	10 Min	<b>Amps</b>	1.25A
<b>Speed</b>	28 RPM (Adjustable to 24 or 20)	<b>Battery Size/Type</b>	2600mAH
<b>Radio Frequency</b>	433.92 MHz	<b>Temp Working Range</b>	0°C to 60°C (32°F to 140°F)
<b>RF Modulation</b>	FSK	<b>Sound Level</b>	-44DB

## APPLICATIONS



ROLLER  
SHADE



ROMAN  
SHADE

## COMPATIBLE SYSTEMS

- S45 Roller Shades
- Skyline SL20 / 50mm tube
- SS40
- SS48 Spool System

## ACCESSORIES

### CHARGING SOLUTIONS

2V Li-ion Charger - AU

Part #: MTDCB-CHARGE-AU

Li-ion Solar Panel Charger - 1.5W

Part #: MTSOLPAN-B

### EXTENSION CABLES

12V Li-ion Charger Cable ext 96"/2440mm

Part #: MTDCB-CBLXT96

12V Li-ion Charger Cable ext 48"/1220mm

Part #: MTDCB-CBLXT48

12V Li-ion Charger ext 6"/155mm

Part #: MTDCB-CBLXT6

### CONTROLS

Paradigm 1CH ARC Remote

Part #: MTRF-REM-1

Paradigm 15CH ARC Remote

Part #: MTRF-REM-15

Interior Sun Sensor

Part #: MTRF-SUNSENS

Automate Pulse

Part #: MTRF-PULSE-AU

