

AUTOMATE | Li-ion 3.0

Part #: MTDCBRF35-3


DC Tubular motor with in-built Lithium-ion rechargeable battery.

FEATURES

- Levelling Control
- Simple limit setting and adjustment
- Favorite position
- 3 operational speed settings available
- 2 way RF communication
- Rechargeable built in Li-ion battery
- Optional Solar powered charger.
- New ARC protocol for simple programming.



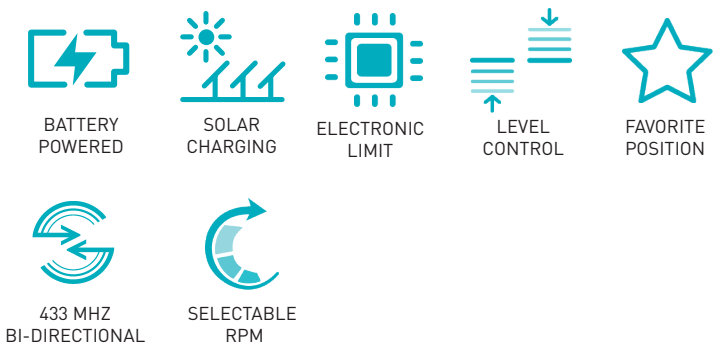
DIMENSIONS



SPECIFICATIONS

Voltage	12
Torque	3.0Nm
Max Run Time	10 min
Speed	28 RPM (Adjustable to 24 or 20)
Radio Frequency	433.92 MHz
RF Modulation	FSK
IP Rating	IP44
Limit Switch Type	Electronic
Amps	0.83A
Battery Size/Type	4000mAh
Temp Working Range	32°F to 140°F (0°C to 60°C)
Insulation Class	III

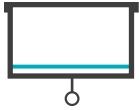
TECHNOLOGIES



Leading innovator of precision hardware and automated shade solutions.
USA | AUSTRALIA | EUROPE rolleaseacmeda.com



APPLICATIONS



ROLLER
SHADE

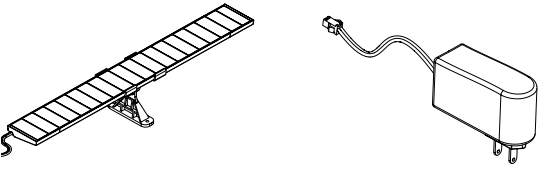



ROMAN
SHADE

COMPATIBLE SYSTEMS

- S45 Roller System.

ACCESSORIES

CHARGING SOLUTIONS	REMOTES
	
<p>CHARGER Part #: MTDCB-CHARGE-AU Descr: 12V Li-ion Charger - AU</p>	<p>Part #: MTRF-REM-1 Descr: Paradigm 1CH ARC Remote</p>
<p>SOLAR PANEL CHARGER Part #: MTSOLPAN-B Descr: Li-ion Solar Panel Charger - 1.5W</p>	<p>Part #: MTRF-REM-15 Descr: Paradigm 15CH ARC Remote</p>
<p>EXTENSION CABLES Part #: MTDCB-CBLXT96 Descr: 12V Li-ion Charger Cable ext 96"/2440mm Part #: MTDCB-CBLXT48 Descr: 12V Li-ion Charger Cable ext 48"/1220mm Part #: MTDCB-CBLXT6 Descr: 12V Li-ion Charger ext 6"/155mm</p>	

CROWN AND DRIVES

Part #: MTCRDR-35-S45
Descr: Crown and Drive Set 35mm motor to S45

BRACKET ADAPTERS

Part #: RB40-1402-069401
Descr: HD Slim Head motor disk adapter S45



Leading innovator of precision hardware and automated shade solutions.
USA | AUSTRALIA | EUROPE rolleaseacmeda.com

© Rollease Acmeda Pty Ltd