

## AUTOMATE EL A50 SERIES MOTORS

The AUTOMATE range now offers a complete motorised solution for open and enclosed cassette awnings. Installed in an open system such as the KLIP, STEIN or PIUMA awnings, the Automate EL A50 can achieve spans up to 14m. The Automate EL A50/C features a self-tightening fabric function to ensure a perfectly sealed cassette or head box, ideal for enclosed cassette awnings. It is available in two versions, 50Nm/12Rpm for KUMO and SHAN and 20Nm/15Rpm for ILIOS Pivot Arm and Wire Guide.

### AUTOMATE EL A50


- Suitable for Acmeda **open** awning systems; **KLI, STEIN & PIUMA**.
- Easy 5 step programming.
- Operated by the contemporary RF500 hand held & RF400 wall mount, single and multi-channel remotes.
- One convenient kit, including pre-mounted drive & crown wheel and motor adaptor for a quick assembly.

### AUTOMATE EL A50/C

- Suitable for Acmeda **cassette** awning systems.
- **A50/C-50Nm - KUMO, SHAN**
- **A50/C-20Nm** – Suitable for **ILIOS** pivot and wire guide systems.
- Self-tightening fabric function ensures a perfectly sealed cassette and preserves fabric for a longer life span.
- Easy 5 step programming.
- Operated by the contemporary RF500 single and multi-channel remotes.
- One convenient kit, including pre-mounted drive & crown wheel and motor adaptor for a quick assembly.

### AUTOMATE A.R.T (Auto Retract Technology) SENSOR

- **Wind and Light sensor** for ultimate comfort and control;
  - Detects high wind speeds and retracts the awning to avoid damage.
  - Opens and closes the awning according to sun light intensity.
  - Solar powered and 230V options available.
- **Motion sensor** to protect awning from sudden wind gusts;
  - 9 levels of sensitivity.
  - Concealed within terminal bar of awning.



## SYSTEM INDEX

1a. Automate EL A50 Motor Kit

RB24-5001-069001

1b. Automate EL A50/C 50Nm Motor Kit

RB24-5001-069002

1c. Automate EL A50/C 20Nm Motor Kit

RB24-5001-069003

## MOTOR SPECIFICATIONS

	A50-50	A50-20
Rated Torque	50 Nm	20Nm
Output Speed	12 rpm	15rpm
Tube Diameter	45mm	45mm
Rated Voltage	230V	230V
Frequency	50Hz	50Hz
Rated Power	228W	228W
Continuous Running Time	4min	4min
Protection Degree	IP44	IP44
Weight Capacity with 78mm tube	103kg.	41kg.

## CONTROL OPTIONS

RF500 Remotes  
a - Single ch. remote  
b - Multi ch. remote



Wind/Light Sensor  
a - Wired  
b - Solar powered



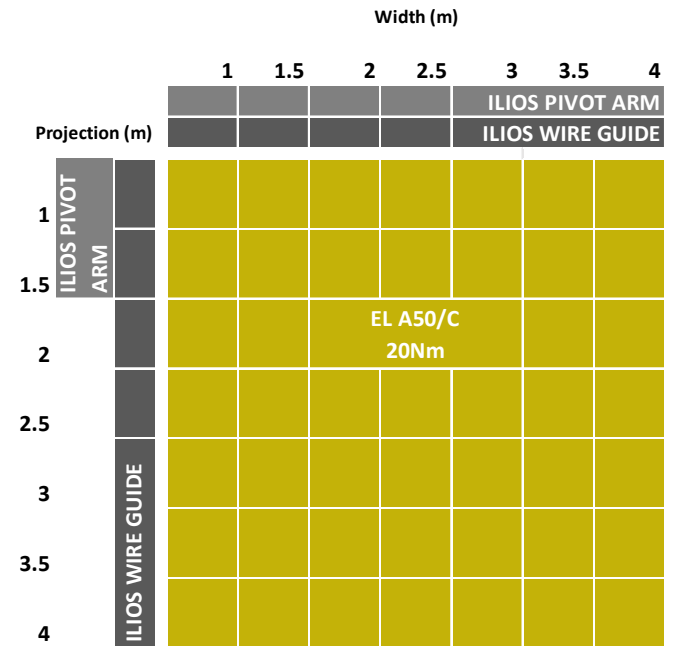
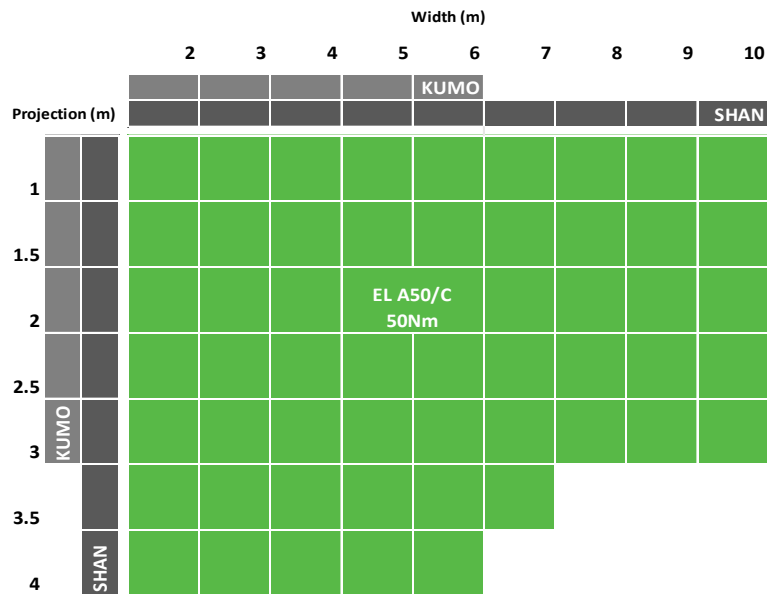
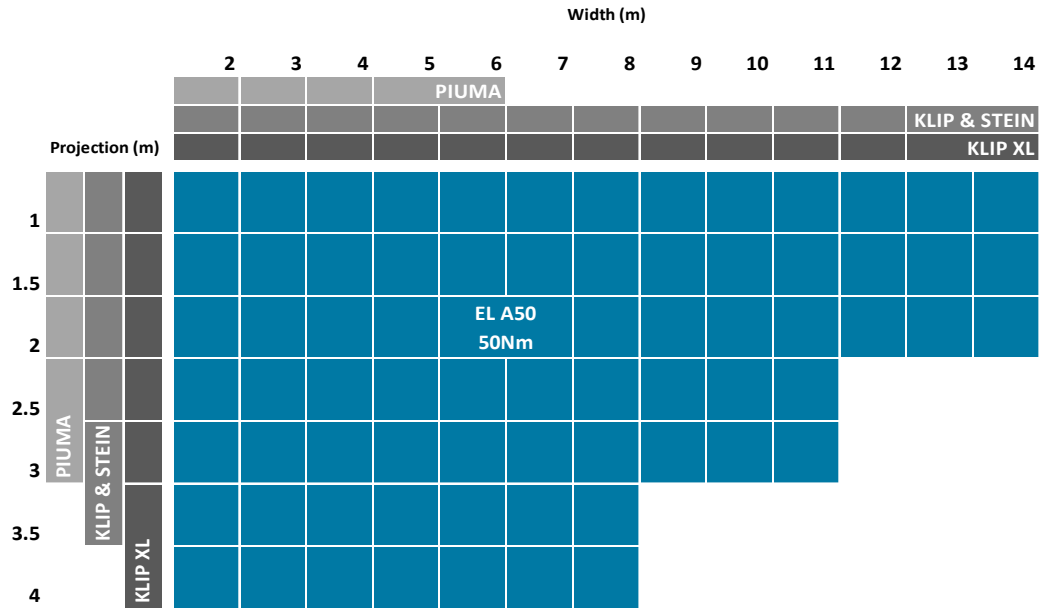
RF400 Wall Remotes  
a - Single ch. remote  
b - Multi ch. remote



Motion Sensor



**AUTOMATE EL A50 SERIES MOTOR - APPLICATION & SPECIFICATIONS**



**78mm AWNING TUBE**

Code: AW92-0901-000LLL  
 OD: 80mm  
 Length: 4m, 5m, 6m, 7m

