

# AUTOMATE | Li-ion 0.2


Part #: MTDCBRF18 - 0.2

Description: DC Tubular motor with RF control and in-built Lithium-ion rechargeable battery.

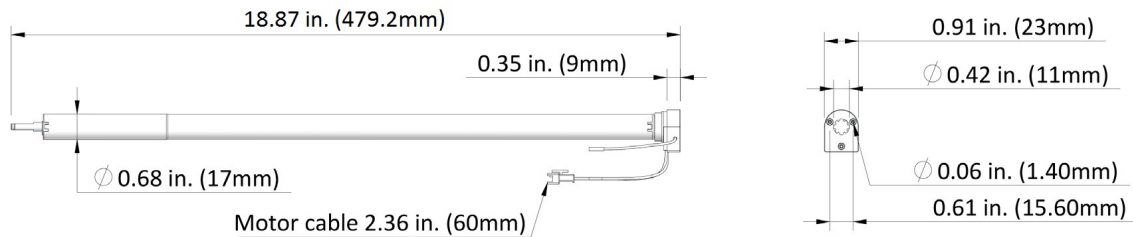
## FEATURES

- Recommended max shade size 48"x60"
- Leveling Control
- Simple limit setting and adjustment
- Favorite position
- 3 operational speed settings available
- 2 way RF communication
- Rechargeable built in Li-ion battery
- Up to 500 up & down cycles, per charge (based on recommended max shade size).
- Optional Solar powered charger
- New ARC protocol for simple programming

## TECHNOLOGIES



## DIMENSIONS



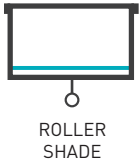
## SPECIFICATIONS

<b>Voltage</b>	12	<b>Limit Switch Type</b>	Electronic
<b>Torque</b>	0.2Nm	<b>Amps</b>	0.42A
<b>Max Run Time</b>	10 Min	<b>Battery Size/Type</b>	800mAh
<b>Speed</b>	80 RPM (Adjustable to 60 or 40)	<b>Temp Working Range</b>	32°F to 140°F (0°C to 60°C)
<b>Radio Frequency</b>	433.92 MHz	<b>Insulation Class</b>	III
<b>RF Modulation</b>	FSK	<b>Sound Level</b>	~48
<b>IP Rating</b>	IP44		

Leading innovator of precision hardware and automated shade solutions.

USA | AUSTRALIA | EUROPE [rolleasemed.com](http://rolleasemed.com)

## APPLICATIONS



## COMPATIBLE SYSTEMS

- Skyline

## COMPATIBLE TUBES

- 1"
- 1 1/8"

## ACCESSORIES

<b>CHARGING SOLUTIONS</b>	Descr: 12V Li-ion Charger Part #: MTDCB-CHARGE-EU	<b>CROWN AND DRIVES</b>	Descr: Crown & Drive Set for 18mm DC motor in 1.0" tube Part #: MTCRDR-18-1
	Descr: Li-ion Solar Panel Charger - 1.5W Part #: MTSOLPAN-B		Descr: Crown & Drive Set for 18mm DC motor in 1.125" tube Part #: MTCRDR-18-1.125
<b>EXTENSION CABLES</b>	Descr: 12V Li-ion Charger Cable ext 48"/1220mm Part #: MTDCB-CBLXT48	<b>BRACKET ADAPTERS</b>	Descr: Motor Adapter 18mm DC to SKY (Included with motor) Part #: MTAD-18-SL
	Descr: 12V Li-ion Charger Cable ext 6"/155mm Part #: MTDCB-CBLXT6		
	Descr: 12V Li-ion Charger Cable ext 96"/2440mm Part #: MTDCB-CBLXT96		
<b>REMOTES &amp; SWITCHES</b>	Descr: Paradigm 1CH ARC Remote Part #: MTRF-REM-1C		
	Descr: Paradigm 15CH ARC Remote Part #: MTRF-REM-15		
	Descr: Paradigm 15CH ARC Remote Part #: MT02-0101-072003		
<b>AUTOMATION DEVICES</b>	Descr: 1 Channel Dry Contact Input Module - 433 RF Part #: MTRF-DCIM-1C		
	Descr: Sun Sensor Part #: MTRF-SUNSENS		
	Descr: ARC "Pulse" Wi-Fi to 433 - 2 way RF Bridge Kit Part #: MTRF-PULSE-EU		
	Descr: ARC "Pulse" Wi-Fi to 433 - 2 way RF Bridge Kit Part #: MT02-0401-050010		