
































AUTOMATE™

MOTORS & CONTROLLERS

WIREFREE	Automate™ Li-ion 0.2	Automate™ Li-ion 1.1	Automate™ Li-ion SW 1.1	Automate™ Li-ion Q2.0	Automate™ Li-ion 3.0	Automate™ Li-ion Q3.0	Automate™ Li-ion Q10.0
							
DC TUBULAR	Automate™ DCRF 0.2	Automate™ DCRF 1.1	Automate™ DCRF Q2.0	Automate™ DCRF 3.0	Automate™ DCRF Q3.0	Automate™ DCRF Q10	
							
ACTUBULAR	Automate™ ACRF 6	Automate™ ACRF Q6	Automate™ ACRF Q10	Automate™ ACRF 15	Automate™ Pulse 2	Automate™ Paradigm Remote Control & Push 5	
							
ML TUBULAR	Automate™ ACML 6	Automate™ ACML Q6	Automate™ ACML Q10	Automate™ ACML 20	Automate™ Wall Switch	Automate™ Surface Mount Switch	
							
DRAPERY & CORD LIFT	Automate™ CL 0.6 Cord Lift	Automate™ CL 0.8 Cord Lift Motor	Automate™ VT 1.0 Tilt	Automate™ C 1.2 Drapery	Automate™ Dry Contact Input Module	Automate™ Internal Sun Sensor	
							

COMPATIBILITY CHART

	AUTOMATE™ LI-ION - WIREFREE							DC TUBULAR						AC TUBULAR				ML TUBULAR				DRAPERY & CORD LIFT				
	0.2	1.1	SW1.1	Q2.0	3.0	Q30	Q10.0	0.2	1.1	Q2.0	3.0	Q3.0	Q10.0	15	6	Q6	Q10	6	20	Q6	Q10	CL0.6	CL0.8	VT1.0	C1.2	
CONTROLLERS																										
Pulse	✓	✓	-	✓	✓	✓	✓	✓	✓	✓	✓	✓	✓	✓	✓	✓	✓	-	-	-	-	✓	✓	✓	✓	
Hand Held Controllers (Paradigm & Push5)	✓	✓	-	✓	✓	✓	✓	✓	✓	✓	✓	✓	✓	✓	✓	✓	✓	-	-	-	-	✓	✓	✓	✓	
Wall Switch	✓	✓	-	✓	✓	✓	✓	✓	✓	✓	✓	✓	✓	✓	✓	✓	✓	-	-	-	-	✓	✓	✓	✓	
Surface Mount	✓	✓	-	✓	✓	✓	✓	✓	✓	✓	✓	✓	✓	✓	✓	✓	✓	-	-	-	-	✓	✓	✓	✓	
Dry Contact Input Module	✓	✓	-	✓	✓	✓	✓	✓	✓	✓	✓	✓	✓	✓	✓	✓	✓	-	-	-	-	✓	✓	✓	✓	
Internal Sun Sensor	✓	✓	-	✓	✓	✓	✓	✓	✓	✓	✓	✓	✓	✓	✓	✓	✓	-	-	-	-	✓	✓	✓	✓	
Arc Repeater	✓	✓	-	✓	✓	✓	✓	✓	✓	✓	✓	✓	✓	✓	✓	✓	✓	-	-	-	-	✓	✓	✓	✓	
Wind, Light and Rain Sensor	-	-	-	-	-	-	-	-	-	-	-	-	-	✓	-	-	✓	-	-	-	-	-	-	-	-	

WHAT IS ARC™?



Efficient programming

Use the smart phone app for remote-free motor set-up along with a step-by-step programming wizard.

Conserves battery power

ARC motors use FSK modulation so they are less susceptible to RF interference from other common household devices and as a result battery power is conserved.

Bi-directional communication

Shade positioning and battery health is relayed via the smart phone app. A notification will prompt if the motor requires recharging.